

**GENERAL NOTES:**

1. REPORT ANY DISCREPANCIES TO THE ARCHITECT. CONTRACTOR SHALL PROCEED WITH WORK ONLY AFTER DISCREPANCIES HAVE BEEN RESOLVED BY THE ARCHITECT.
2. EXISTING BUILDING COMPONENTS AND WORK CURRENTLY COMPLETED AND IN PLACE DURING CONSTRUCTION WHICH IS AFFECTED BY NEW WORK AND DEMOLITION, OR WHICH MAY BE DAMAGED BY THE CONTRACTOR OR ANY SUBCONTRACTOR, SHALL BE REPLACED OR RESTORED TO THE ORIGINAL CONDITION AND COLOR AS APPROVED BY THE ARCHITECT.
3. THE BUILDING SHALL BE CONSTRUCTED TO CONFORM WITH ALL GOVERNING CODES INCLUDING 2009 IBC (MUBEC), NFPA 101 2009, MAINE HUMAN RIGHTS COMMISSION GUIDELINES, STATE OF MAINE PLUMBING CODE, NEC 2005, AND ANSI.
4. ALL EXISTING CONDITIONS ARE TO BE FIELD VERIFIED BY THE CONTRACTOR PRIOR TO FABRICATION. THIS INCLUDES DELIVERY PROCEDURES, DIMENSIONS AND MATERIALS.
5. DRAWINGS ARE NOT TO BE SCALED. CONTRACTOR SHALL VERIFY DIMENSIONS AND CONDITIONS. APPARENT DISCREPANCIES REQUIRING CLARIFICATION SHALL BE DIRECTED TO THE ARCHITECT PRIOR TO COMMENCEMENT OF THE WORK IN QUESTION.
6. DEMOLITION MAY REQUIRE SELECTIVE REMOVAL OF EXISTING MATERIALS, TEMPORARY BRACING AND STRUCTURAL SHORING. REMOVAL OF ALL MATERIALS DISMANTLED NOT INTENDED FOR REUSE SHALL BE DISPOSED OF IN COMPLIANCE WITH LOCAL REGULATIONS.
7. THIS PROJECT SHALL NOT CONTAIN HAZARDOUS MATERIALS OF ANY TYPE, INCLUDING BUT NOT LIMITED TO ASBESTOS.
8. THE CONTRACTOR SHALL OBTAIN ALL REQUIRED PERMITS FROM THE APPROPRIATE OFFICIALS PRIOR TO COMMENCING THE WORK AND INSPECTIONS AND APPROVALS UPON COMPLETION OF THE WORK.
9. WHERE ONLY A SINGLE PRODUCT OR MANUFACTURER IS NAMED, PROVIDE THE PRODUCT INDICATED. SUBSTITUTIONS SHALL BE PERMITTED ONLY WHEN APPROVED BY THE OWNER OR THE OWNER'S AUTHORIZED REPRESENTATIVE THROUGH WRITTEN DIRECTIVE.
10. THE LOCATION OF ALL DOOR FRAMES NOT DIMENSIONED SHALL BE 4" FROM ADJACENT WALLS UNLESS OTHERWISE INDICATED.
11. ALL PARTITIONS SHALL EXTEND FROM FLOOR TO UNDERSIDE OF SUPPORTING STRUCTURE ABOVE UNLESS OTHERWISE NOTED.
12. INSTALL BLOCKING BEHIND ALL SURFACE APPLIED FIXTURES, TRIM, GRAB BARS, SHELVES, CHAIR RAILS, PICTURE RAILS AND BASE MOLDINGS.
13. AT PROJECT CLOSEOUT, SUBMIT SPECIFIC WARRANTIES, WORKMANSHIP BONDS, MAINTENANCE AGREEMENTS, FINAL CERTIFICATIONS AND SIMILAR DOCUMENTS.
14. COMPLETE FINAL CLEANUP AT PROJECT CLOSEOUT. TOUCH-UP, REPAIR AND RESTORE ALL MARRED EXPOSED FINISHES.
15. IF TWO CONFLICTING CONDITIONS OR DETAILS EXIST IN THIS DRAWING SET OR ASSOCIATED SPECIFICATIONS THE CONTRACTOR SHALL MAKE THEM KNOWN TO THE ARCHITECT. IT SHALL BE THE ARCHITECT'S CHOICE TO DECIDE WHICH CONDITION OR DETAIL APPLIES, AT NO ADDITIONAL COST.

**REVISIONS:**

07/24/14 CM REVIEW REVISIONS

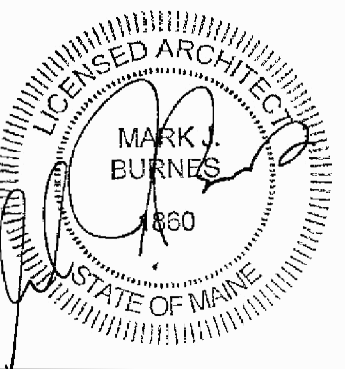


**FORESIDE ARCHITECTS**  
 LLC

5 FUNDY ROAD Phone: 207-781-3344  
 FALMOUTH, ME 04105 Fax: 207-699-5564  
 Online @ foresidearchitects.com

Project Status:  
 BIDDING &  
 PERMIT SET

Project Number:  
 SRH0314



Seaside Rehabilitation  
 and Healthcare Center  
 Lobby / Rehab Renovation  
 850 Baxter Boulevard  
 Portland, Maine

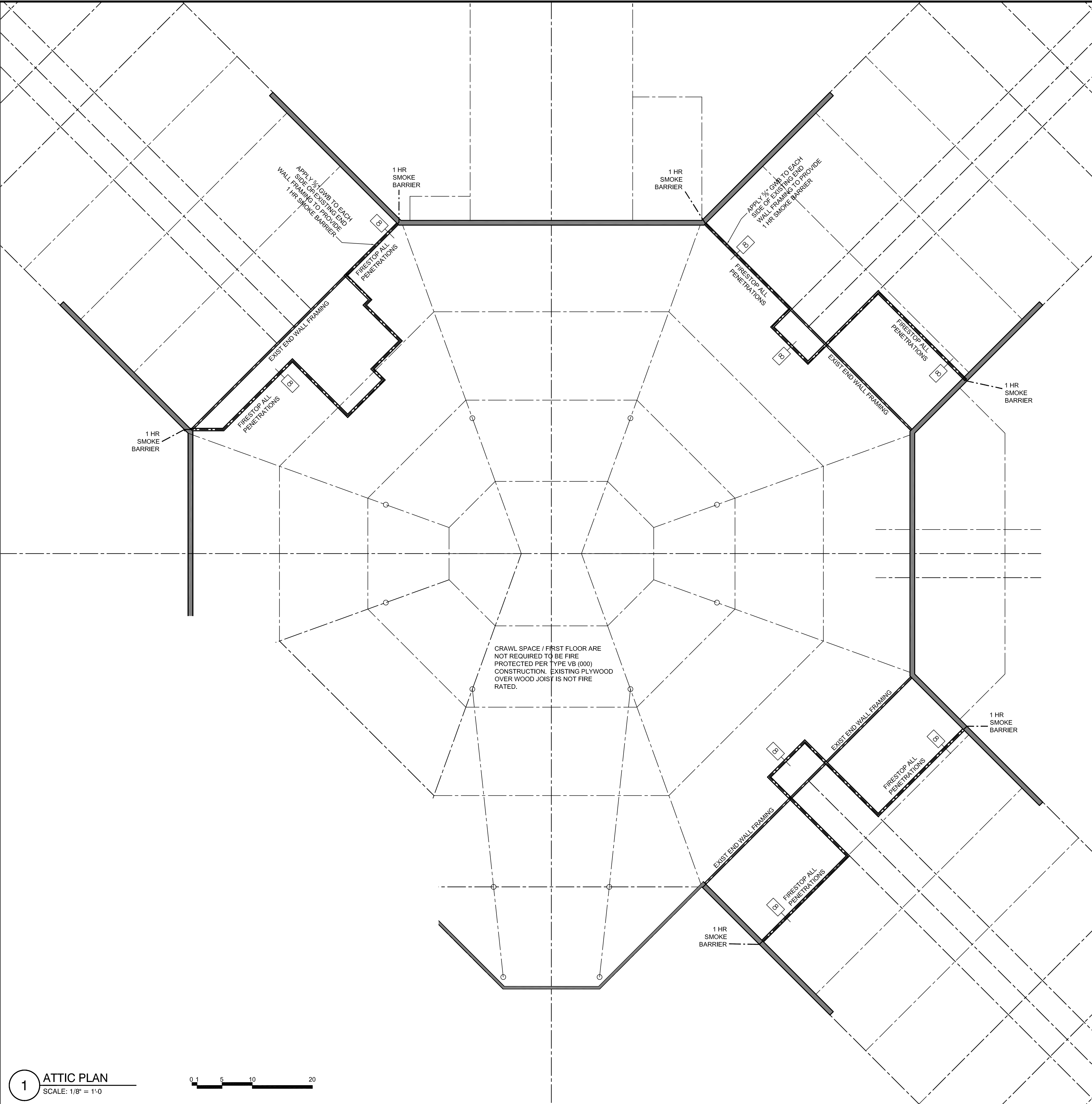
Drawing Name:  
 ATTIC PLAN

Scale:  
 AS NOTED

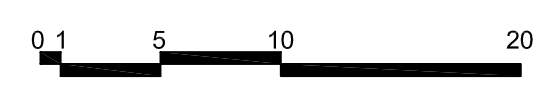
Date:  
 07/18/14

SHEET:

**A103**



**1 ATTIC PLAN**  
 SCALE: 1/8" = 1'-0"



CRAWL SPACE / FIRST FLOOR ARE NOT REQUIRED TO BE FIRE PROTECTED PER TYPE VB (000) CONSTRUCTION. EXISTING PLYWOOD OVER WOOD JOIST IS NOT FIRE RATED.