

GENERAL NOTES:


1. REPORT ANY DISCREPANCIES TO THE ARCHITECT. CONTRACTOR SHALL PROCEED WITH WORK ONLY AFTER DISCREPANCIES HAVE BEEN RESOLVED BY THE ARCHITECT.
2. EXISTING BUILDING COMPONENTS WHICH ARE AFFECTED BY NEW WORK AND DEMOLITION, OR WHICH MAY BE DAMAGED BY THE CONTRACTOR OR ANY SUBCONTRACTOR, SHALL BE REPLACED OR RESTORED TO THE ORIGINAL CONDITION AND COLOR AS APPROVED BY THE ARCHITECT.
3. THE BUILDING SHALL BE CONSTRUCTED TO CONFORM WITH ALL GOVERNING CODES INCLUDING 2006 IBC, NFPA 101 2006, MAINE HUMAN RIGHTS COMMISSION GUIDELINES, STATE OF MAINE PLUMBING CODE, NEC 2005, AND ANSI.
4. ALL EXISTING CONDITIONS ARE TO BE FIELD VERIFIED BY THE CONTRACTOR PRIOR TO FABRICATION. THIS INCLUDES DELIVERY PROCEDURES, DIMENSIONS AND MATERIALS.
5. DRAWINGS ARE NOT TO BE SCALED. CONTRACTOR SHALL VERIFY DIMENSIONS AND CONDITIONS REQUIRING CLARIFICATION.
6. DEMOLITION REQUIRES SELECTIVE REMOVAL AND SUBSEQUENT OFF-SITE DISPOSAL OF THE FOLLOWING: REMOVAL OF ALL MATERIALS DISMANTLED NOT INTENDED FOR RE-USE, AND REMOVAL AND RECONNECTION, CAPPING, TERMINATION OR DISCONNECTION OF ALL WIRING, HEATING AND PLUMBING NOT USED IN THE NEW WORK.
7. THIS PROJECT SHALL NOT CONTAIN HAZARDOUS MATERIALS OF ANY OF PRODUCT, INCLUDING BUT NOT LIMITED TO ASBESTOS.
8. THE CONTRACTOR SHALL OBTAIN ALL REQUIRED PERMITS FROM THE APPROPRIATE OFFICIALS PRIOR TO THE COMMENCING THE WORK.
9. WHERE ONLY A SINGLE PRODUCT OR MANUFACTURER IS NAMED, PROVIDE THE PRODUCT INDICATED. SUBSTITUTIONS SHALL BE PERMITTED ONLY WHEN APPROVED BY THE OWNER OR THE OWNER'S AUTHORIZED REPRESENTATIVE THROUGH WRITTEN DIRECTIVE.
10. COMPLETE FINAL CLEANUP AT PROJECT CLOSEOUT. TOUCH-UP, REPAIR AND RESTORE MARRED EXPOSED FINISHES.
11. THE LOCATION OF ALL DOORFRAMES NOT DIMENSIONED SHALL BE 4" FROM ADJACENT WALLS UNLESS OTHERWISE INDICATED.
12. ALL PARTITIONS SHALL EXTEND FROM FLOOR TO UNDERSIDE OF SUPPORTING STRUCTURE ABOVE UNLESS OTHERWISE NOTED.
13. INSTALL BLOCKING BEHIND ALL SURFACE APPLIED FIXTURES, TRIM, GRAB BARS, SHELVES, CHAIR RAILS, PICTURE RAILS AND BASE MOLDINGS.
14. IF TWO CONFLICTING COND. OR DETAILS EXIST IN THIS DRAWING SET OR ASSOCIATED SPECIFICATIONS IT SHALL BE THE ARCHITECT'S CHOICE TO DECIDE WHICH CONDITION OR DETAIL APPLIES AT NO ADDITIONAL COST.

REVISIONS:



PO BOX 66736 Phone: 207-781-3344
 FALMOUTH, ME 04105
 Online @ foresidearchitects.com

Project Status:
 BID SET
 NOT FOR
 CONSTRUCTION



Project Number:
 SR0712

Seaside Rehabilitation
 and Health Care Center
 850 Baxter Blvd
 Portland, ME

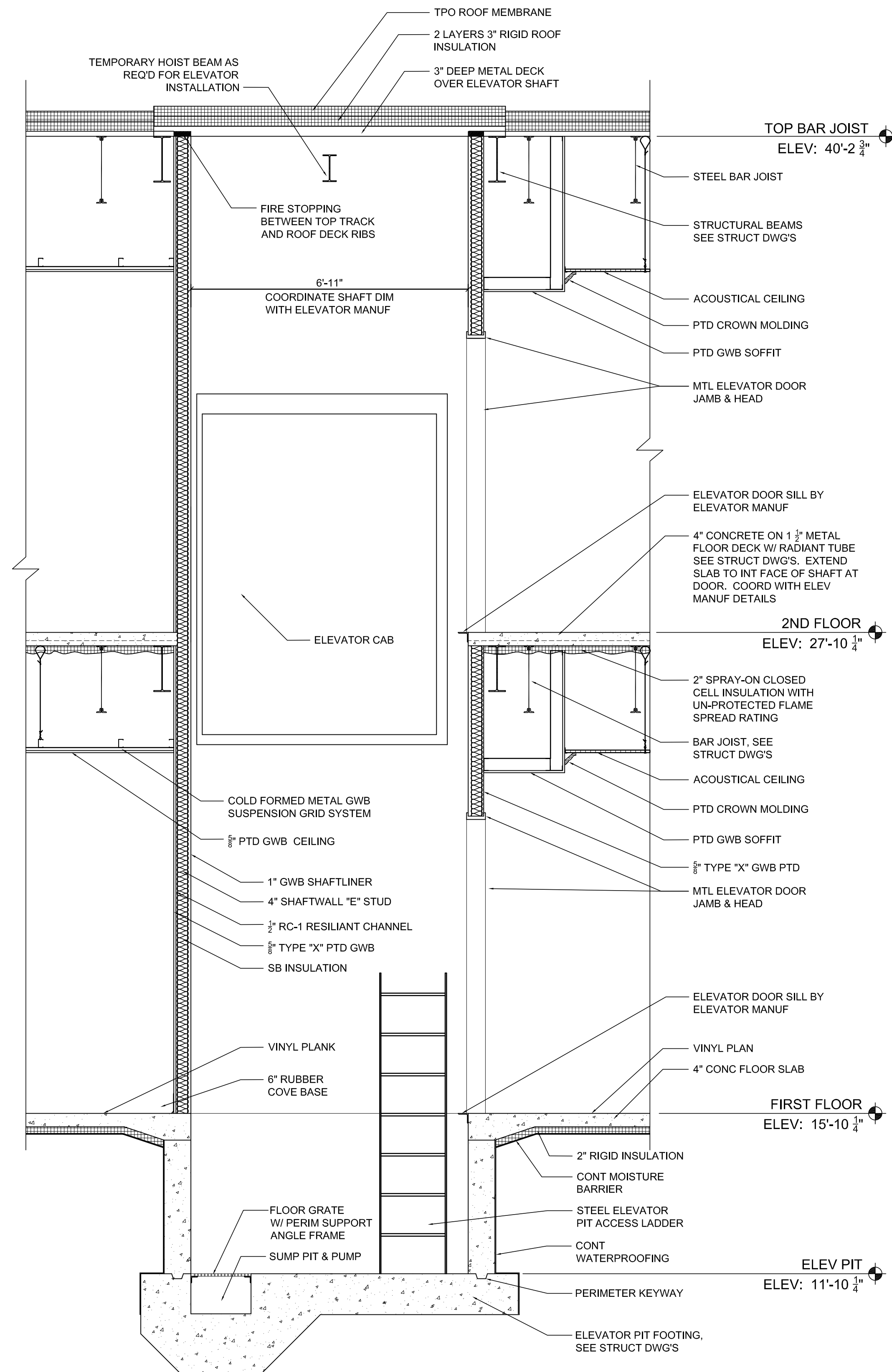
Drawing Name:
 STAIR & ELEVATOR SECTIONS

Scale:
 1/2" = 1'-0"

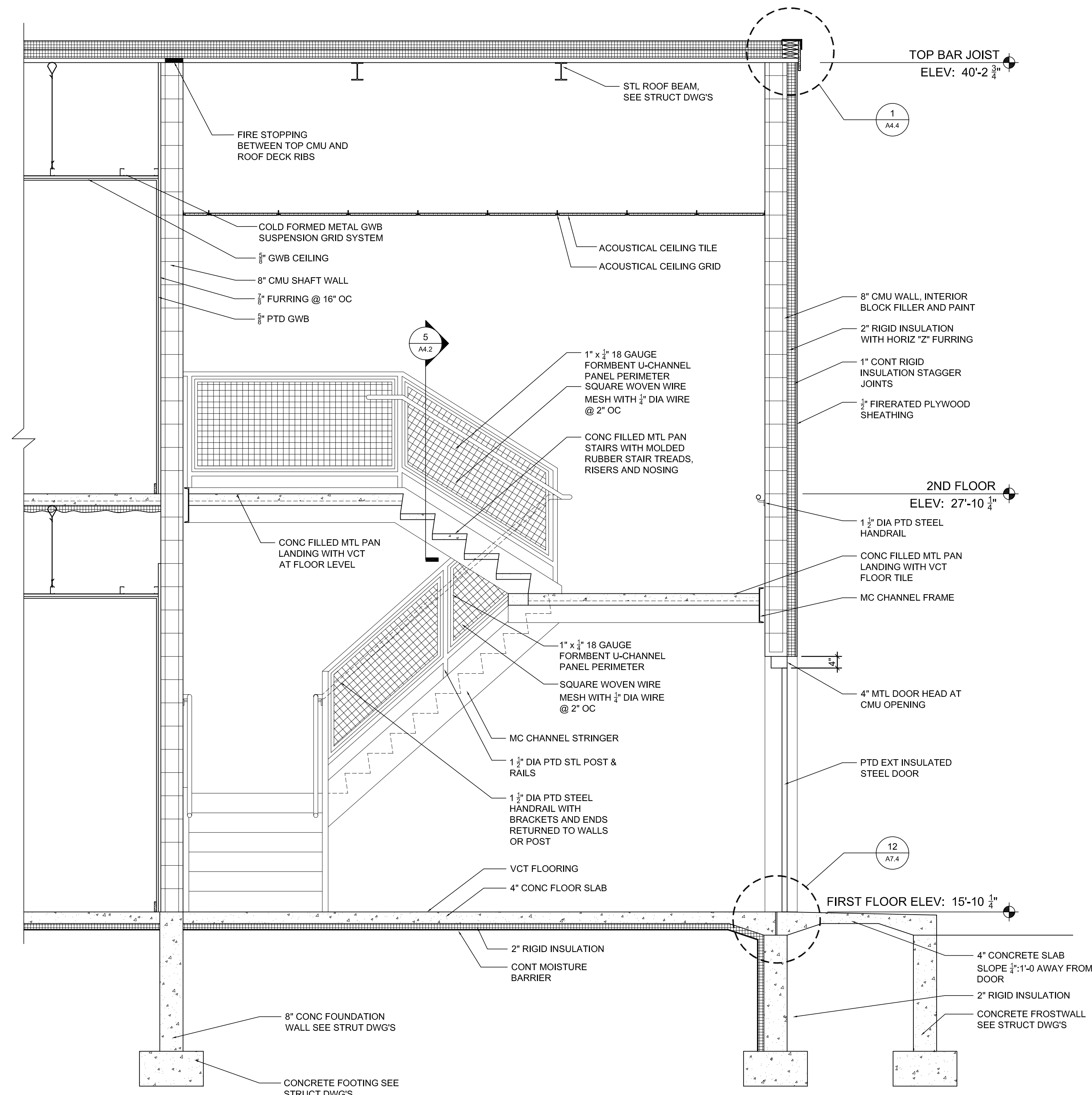
SHEET

Date:
 10/29/12

A4.1



1 SECTION AT ELEVATOR
 SCALE: 1/2" = 1'-0"



2 SECTION AT STAIR
 SCALE: 1/2" = 1'-0"