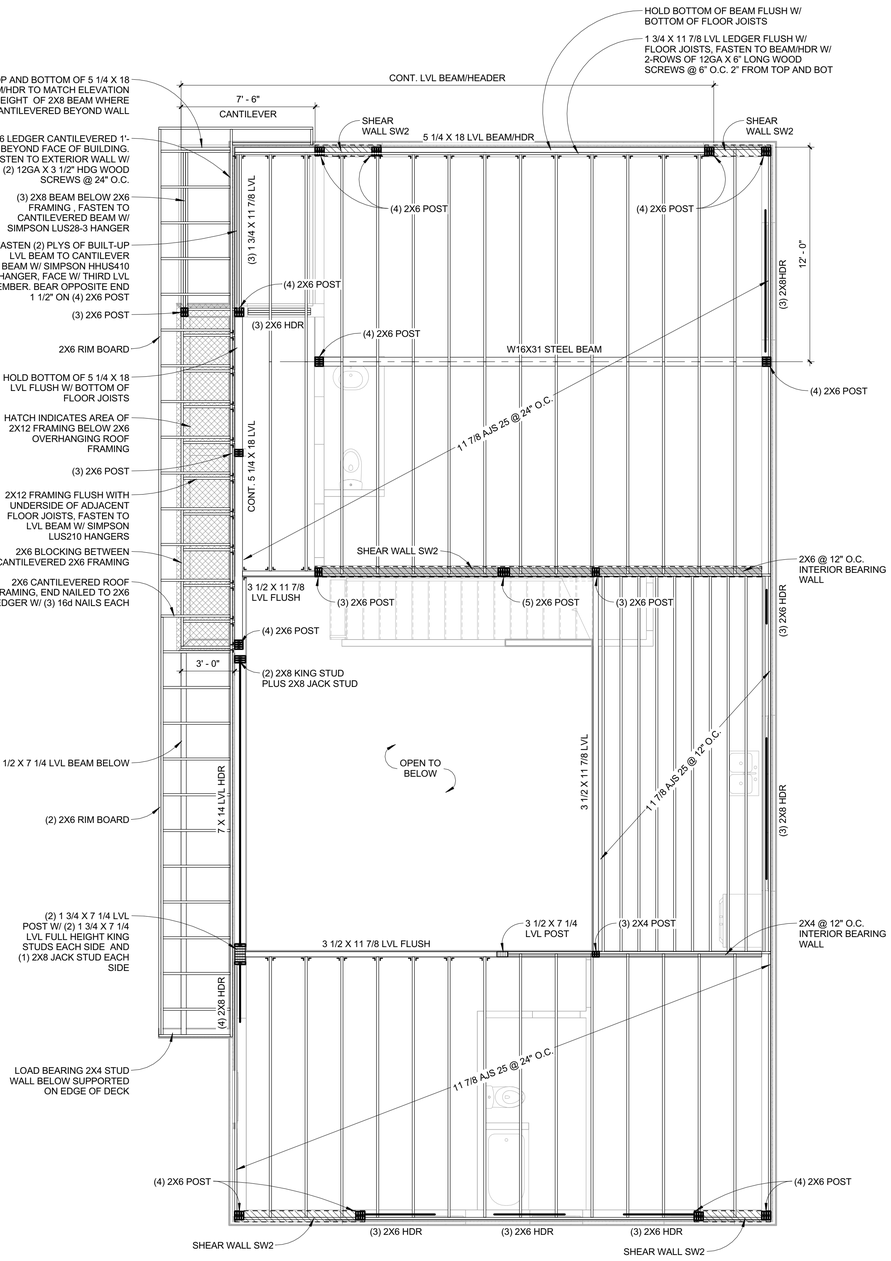

1 SECOND FLOOR FRAMING PLAN
1/4" = 1'-0"

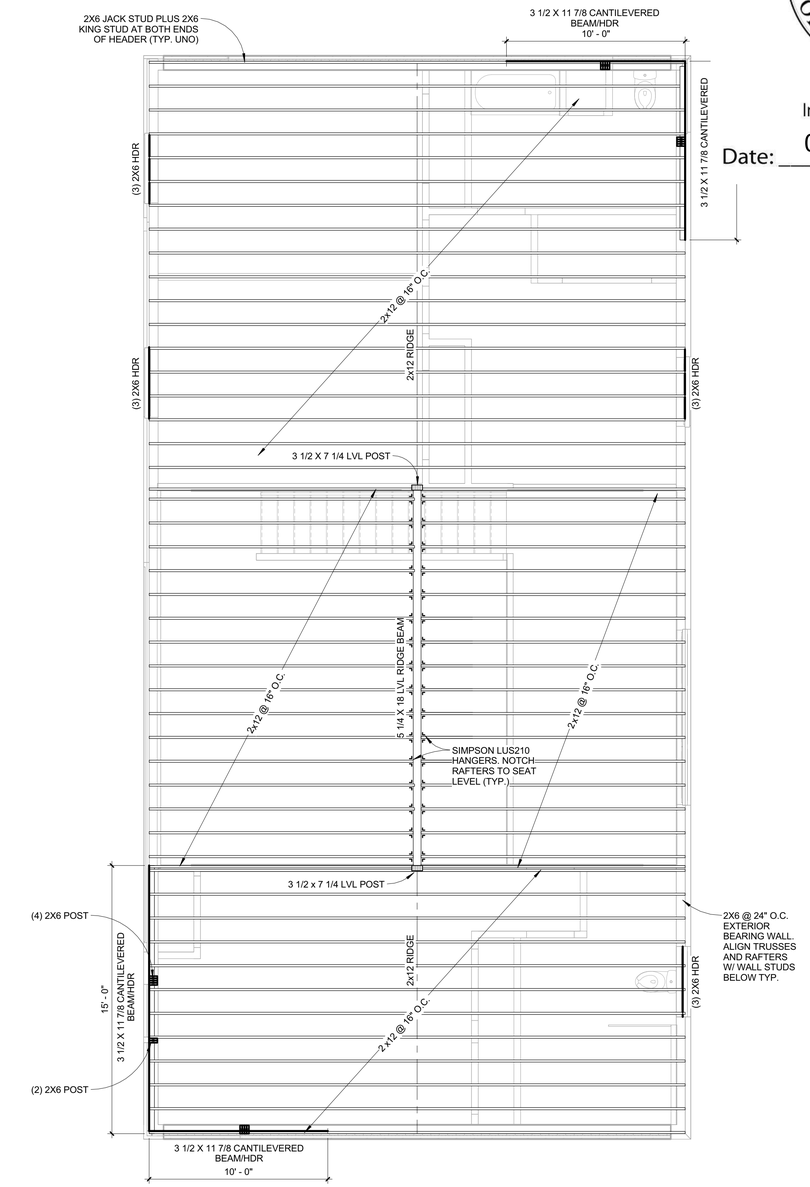

2 ROOF FRAMING PLAN
1/4" = 1'-0"

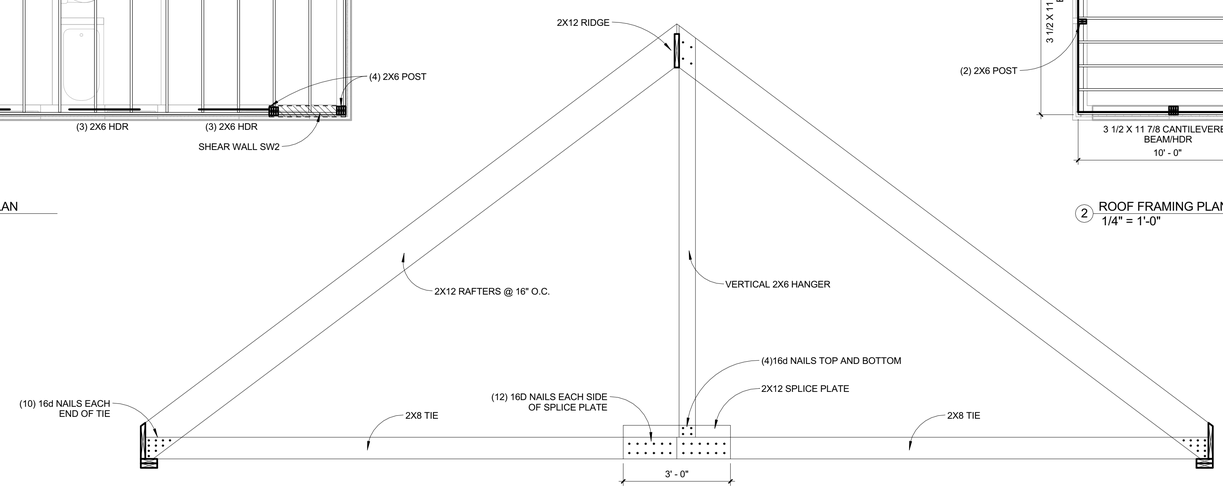

3 ROOF FRAMING ELEVATION
1/2" = 1'-0"

ROOF TRUSS LOADING
TCLL = 45 PSF (85 PSF @ SNOW DRIFT) TCDL = 10 PSF BCLL = 0 PSF BCDL = 10 PSF
· MAX PERMISSIBLE LIVE LOAD DEFLECTION = L/360 · FABRICATOR SHALL DESIGN TRUSSES FOR BALANCED SNOW LOADS (INDICATED ABOVE); UNBALANCED LAOD, AND WIND LOAD PER IRC 2009 · PROVIDE TEMPORARY AND PERMANENT BRACING PER HIB - LATEST PUBLISHED BY (TPI) TRUSS PLATE INSTITUTE.

CITY OF PORTLAND, MAINE · RESURGAM

Inspections Division
Date: 06/25/15

PRADO-LENGUA RESIDE
50 FERNALD STREET, PORTLAND, M

BR BURN architecture for life
76 Middle St. | Suite 202 | Portland, ME 04101 | 207-774-4662

CONSULTANTS:

REVISIONS:

ISSUED:	06/05/15
PROJECT No:	1504
DRAWN BY:	RIP
CHECKED BY:	CMB
SHEET TITLE:	SECOND FLOOR AND ROOF FRAMING PLANS

S102