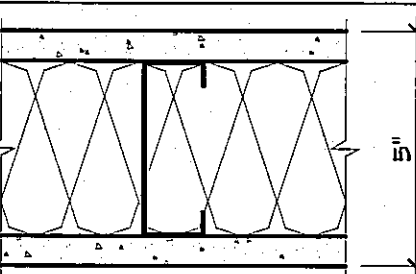
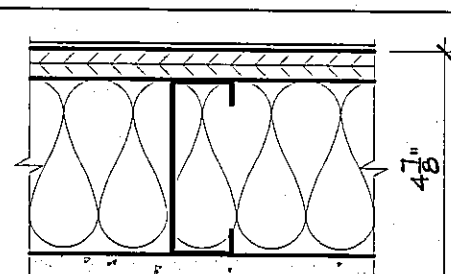
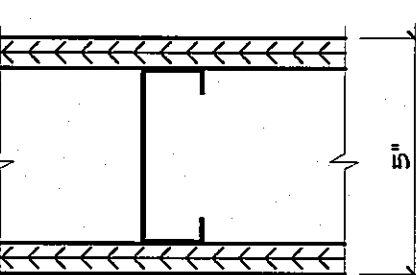
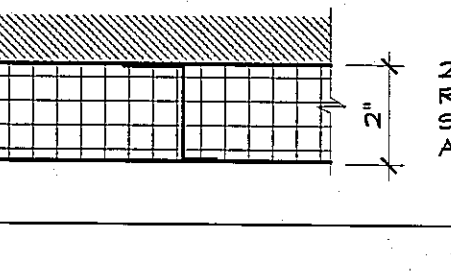
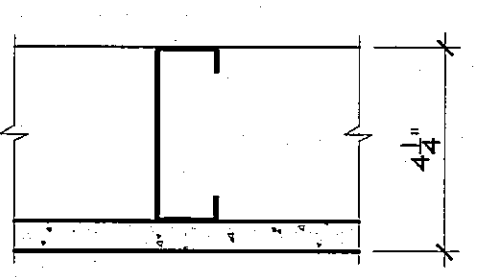
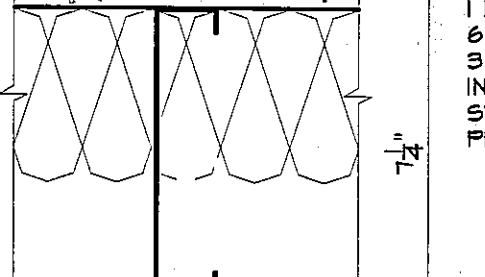
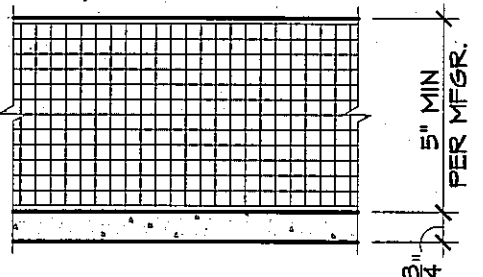
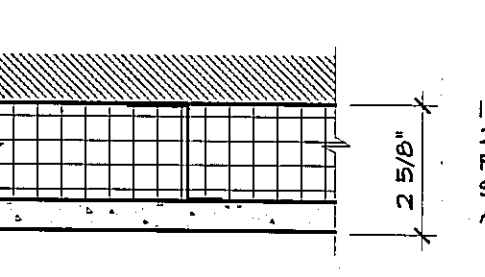
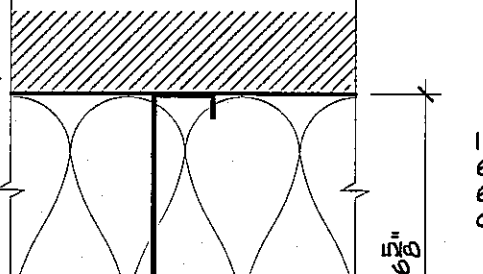



PARTITION TYPES			
TYPE	DESCRIPTION	TYPE	DESCRIPTION
T TYP PARTITION (UNLESS NOTED OTHERWISE)	 <p>1 LAYER 5/8" GYPSUM WALLBOARD EA. SIDE 3/8" X 20 GA. METAL STUDS @ 16" O.C. 3/2" SOUND ATTENUATION BATT INSULATION SECURED TO STRUCTURE ABOVE AS REQ'D. FOR PROPER SUPPORT</p> <p>(AT RESTROOMS ONLY, PROVIDE 1 LAYER 5/8" MOISTURE RESISTANT GYPSUM WALLBOARD - SEE A6.2 FOR FINISHES)</p>	F	 <p>1 LAYER 5/8" GYPSUM WALLBOARD 3/8" X 20 GA MTL STUDS @ 16" O.C. 3/2" THERMAL BATT INSULATION 1 LAYER 5/8" PLYWOOD SECURED TO WALL STRUCTURE AS REQ'D. FOR PROPER SUPPORT FRP WALL FINISH - MF-1</p>
A	 <p>1 LAYER 5/8" CDX PLYWOOD EA. SIDE 3/8" X 20 GA. METAL STUDS @ 16" O.C. 3/2" SOUND ATTENUATION BATT INSULATION SECURED TO WALL STRUCTURE AS REQ'D. FOR PROPER SUPPORT</p>	G	 <p>2" METAL 2" FURRING @ 24" O.C. R-2 2" RIGID INSULATION IN CAVITY SECURED TO WALL STRUCTURE AS REQ'D FOR PROPER SUPPORT.</p>
B	 <p>1 LAYER 5/8" GYPSUM WALLBOARD 3/8" X 20 GA. METAL STUDS @ 16" O.C. SECURED TO STRUCTURE ABOVE AS REQ'D. FOR PROPER SUPPORT.</p> <p>AT SOFFIT, PROVIDE 3/8" X 20 GA MTL STUD DIAGONAL BRACINGS @ 52" O.C., SECURED TO STRUCTURE AS REQ'D FOR PROPER SUPPORT.</p>	H	 <p>1 LAYER 5/8" GYP BD EA. SIDE 6" X 20 GA. METAL STUDS @ 16" O.C. 3/2" SOUND ATTENUATION BATT INSULATION SECURED TO STRUCTURE ABOVE AS REQ'D. FOR PROPER SUPPORT</p>
C	 <p>1 LAYER 5/8" MOISTURE RESISTANT GYPSUM WALLBOARD SECURED TO PRE-FAB. INSULATED COOLER OR FREEZER WALL PANELS</p>	J	 <p>1 LAYER WALLBOARD* 2" METAL 2" FURRING @ 24" O.C. R-2 2" RIGID INSULATION IN CAVITY SECURED TO WALL STRUCTURE AS REQ'D FOR PROPER SUPPORT.</p>
D	 <p>1 LAYER WALLBOARD* 6" X 20 GA MTL STUDS @ 16" O.C. R-2 2" RIGID INSULATION OVER COOLER WALL</p>	<p>*NOTES:</p> <ol style="list-style-type: none"> 1) 5/8" GYPSUM WALLBOARD TO BE TYPICAL WALL SUBSTRATE UNLESS OTHERWISE NOTED AS FOLLOWS. 2) USE 5/8" FIRE RATED PLYWOOD BEHIND ALL ELECTRICAL PANELS UNLESS NOTED OTHERWISE 3) USE 5/8" MOISTURE RESISTANT GYPSUM WALLBOARD AT FOLLOWING LOCATIONS: <ol style="list-style-type: none"> A) ALL BATHROOM WALLS SCHEDULED TO RECEIVE GYP WALLBOARD B) BEHIND & ADJACENT TO ANY SINKS (HAND SINKS, 3-BAY SINKS, MOP SINKS, ETC.) C) BEHIND & ADJACENT TO COFFEE BAR, CHILL ZONE & REFRIGERATED WORK TABLE D) WHEN INSTALLED OVER PREFAB COOLER WALL PANELS 4) USE 5/8" PLYWOOD BEHIND MOP SINK, GREASE TRAP, 3-BAY SINK & ALL BACK OF HOSE SERVICE & HAND WASHING SINKS. 	




AHARONIAN & ASSOCIATES INC.
ARCHITECTS
310 George Washington Highway
Suite 100
Smithfield, Rhode Island
02917
T 401-232-5010
F 401-232-5080
WWW.ARCH-ENG.COM

DISCLAIMER

OWNERSHIP AND USE OF DOCUMENTS, DRAWINGS AND SPECIFICATIONS ARE INSTRUMENTS OF PROFESSIONAL SERVICE AND SHALL REMAIN THE PROPERTY OF THE ARCHITECT. THESE DOCUMENTS ARE NOT TO BE USED, IN WHOLE OR IN PART, FOR ANY OTHER PROJECTS OR PURPOSES OR BY ANY OTHER PARTIES THAN THOSE PROPERLY AUTHORIZED BY CONTRACT WITHOUT THE EXPRESS WRITTEN AUTHORIZATION OF THE ARCHITECT.

REVISIONS

NUMBER	REMARKS	DATE



FOR CONSTRUCTION

PROJECT TITLE
Cumberland FARMS
100 Crossing Blvd, Framingham, Massachusetts
STORE # 5604
V1079

801 WASHINGTON AVE
PORTLAND, ME
Cumberland County

DRAWING TITLE

WALL TYPES

DATE JULY 19, 2012	PROJ NO 11112
DRAWN BY BB	CHECKED BY AZ

DRAWING NUMBER

A1.1a