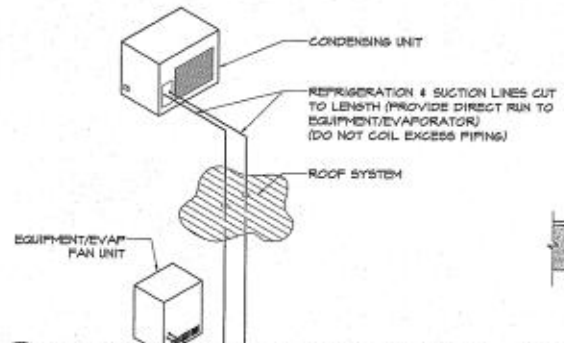

5 REFRIGERANT PIPING DETAIL
SCALE: NTS

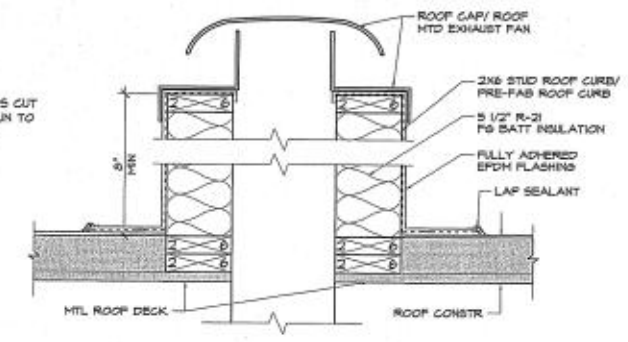

4 EXHAUST FAN ROOF CAP DETAIL
SCALE: 1 1/2" = 1'-0"

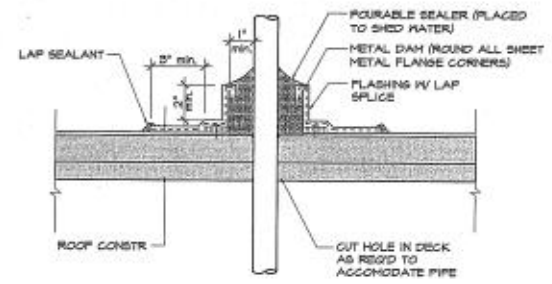

3 TYP SEALER POCKET DETAIL
SCALE: 1 1/2" = 1'-0"

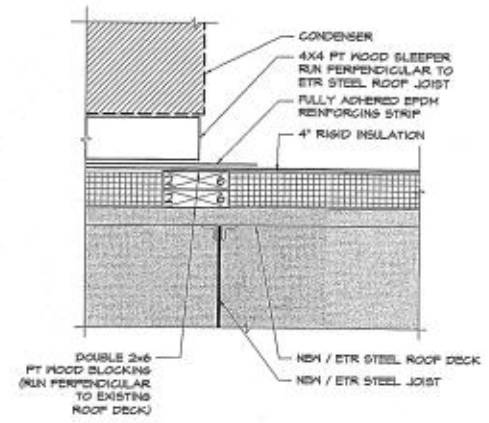

2 TYP SLEEPER DETAIL
SCALE: 1 1/2" = 1'-0"

ROOF SYSTEMS

A
- EPDM ROOFING SYSTEM (SEE SPECIFICATION)
- 4" RIGID INSULATION
- METAL DECK (SEE STRUCT DWGS)
- ETR STEEL FRAMING

B
- ARCHITECTURAL ASPHALT ROOFING SHINGLES
- 15# BUILDING PAPER
- 1/2" CDX PLYWOOD SHEATHING W/ METAL H-CLIPS INSTALLED ALONG PLYWOOD EDGE BETWEEN FRAMING
- PRE-ENGINEERED WOOD ROOF TRUSSES/ METAL STUD FRAMING (SEE STRUCT DWGS)

C
- EPDM ROOFING SYSTEM (SEE SPECIFICATION)
- 4" RIGID INSULATION
- METAL DECK (SEE STRUCT DWGS)
- STEEL FRAMING (SEE STRUCT DWGS)

LEGEND

VENT THRU ROOF

SC/DS SCUPPER W/ DOWNSPOUT

DIRECTION OF SLOPE

ROOF CAP

TAPERED INSULATION

GENERAL NOTES

1) PROVIDE STRUCTURAL SUPPORT FOR HVAC UNITS AS MAY BE REQUIRED. REFER TO SHEET A1.6a FOR ROOF CURB DETAILS.

2) PROVIDE "ICE STOP" GM-1XT OR GM-2XT SELF-REGULATING ROOF AND GUTTER DE-ICING HEATING CABLE SYSTEM AS MANUFACTURED BY RAYCHEM CORPORATION IN ALL GUTTERS AND DOWNSPOUTS TO PREVENT ICE AND SNOW BUILD-UP. THE HEATING CABLES ARE TO BE PLACED EITHER AS A LOOP OR A SINGLE LENGTH & HELD IN PLACE BY A DOWNSPOUT HANGER. PROVIDE ALL COMPONENTS AS MAY BE REQUIRED FOR A COMPLETE INSTALLATION. EXTEND HEATING CABLE 48" BELOW GRADE WITHIN DOWNSPOUT.

3) HEATING CABLE TO BE PROTECTED FROM DAMAGE & INSTALLED IN STRICT ACCORDANCE TO MANUFACTURER INSTRUCTIONS.

4) DE-ICING HEATING CABLES INDICATED AS ------

5) ALL CONDUIT & PIPING PENETRATIONS THROUGH EPDM ROOF MEMBRANE SHALL BE SEALED WITH MATERIALS APPROVED BY THE EXISTING ROOF SYSTEM MANUFACTURER TO MAINTAIN EXISTING ROOF SYSTEM WARRANTY.

6) REFER TO A1.6a FOR CONDENSING UNIT/RTU MIN CLEARANCES.

7) CONTRACTOR TO INSTALL CONDENSERS DIRECTING EXHAUST AIR AWAY FROM ALL ADJACENT UNIT AIR INTAKE FOR OPTIMAL EQUIPMENT PERFORMANCE.

8) CONTRACTOR TO INSTALL ROOF TOP EQUIPMENT 10'-0" MIN FROM ROOF EDGE.

9) ALL EXHAUST VENTS THRU ROOF SHALL BE INSTALLED A MINIMUM OF 10'-0" FROM RTU AIR INTAKE.

SPECIFICATIONS

EPDM

RUBBER GARD .060 THICK NON-REINFORCED FULLY ADHERED SINGLE PLY EPDM SYSTEM AS MANUF BY FIRESTONE OR APPROVED EQUAL; COLOR: BLACK. PROVIDE RED SHIELD 20 YR MANUF. TOTAL SYSTEM WARRANTY.

RIGID POLYISO INSULATION

TAPERED ISO 95+ GL POLYISOCYANURATE INSULATION AS MANUF BY FIRESTONE OR APPROVED EQUAL. STANDARD BOARD SIZE TO BE 48" x 48" x 4" WITH AN R VALUE OF 25 (LTTR). PROVIDE TAPERED BOARDS WHERE REQUIRED ON PLAN TO MEET MINIMUM DRAINAGE REQUIREMENT.

ASPHALT ROOFING SHINGLES

"LANDMARK" TWO PIECE RANDOM TAB FIBERGLASS COMPOSITION, LAMINATED SHINGLE, AS MANUFACTURED BY CERTAINTEED. WEIGHT/SQUARE (APPROX.) 240 LB PER SQUARE
COLOR: COBBLESTONE GRAY

ALUM GUTTER SYSTEM

ALCOA "TRADITIONAL SELECT 5-6" [COLOR:WHITE] PROVIDE ALL ACCESSORIES REQ'D FOR A COMPLETE INSTALLATION. INSTALL PER MANUF INSTRUCTIONS. ENSURE SEALED, WATERTIGHT CORNER CONNECTIONS. FLASH & SEAL TO DOWNSPOUTS AS REQ'D.

WALK-OFF MAT

"X-TRED" SELF-BALLASTING, SELF-DRAINING TPO WALKWAY PADS BY FIRESTONE

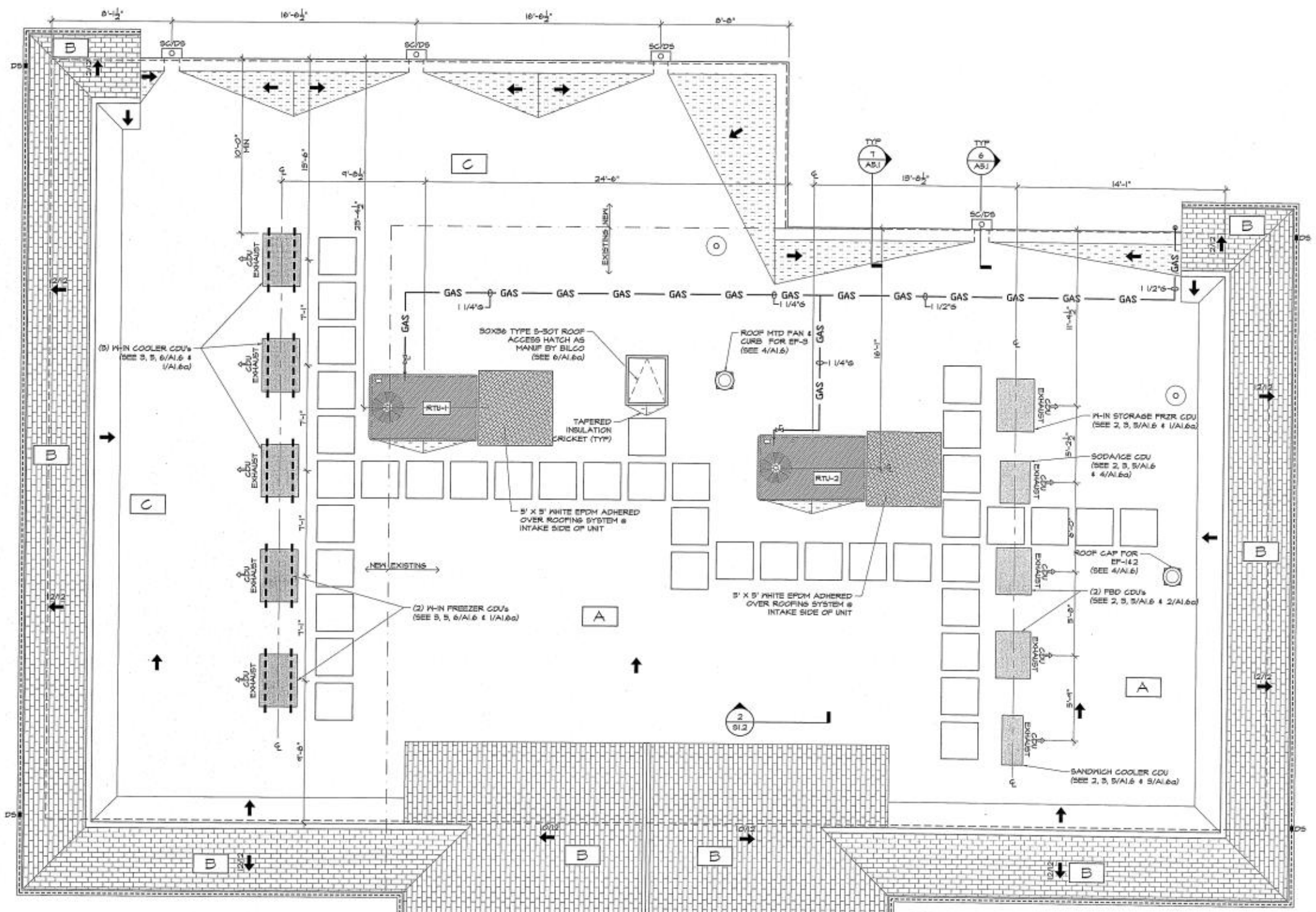

1 ROOF PLAN
SCALE: 1/4" = 1'-0"

© AHARONIAN & ASSOCIATES INC 2013

AHARONIAN & ASSOCIATES INC.
ARCHITECTS
MAINE LICENSED ARCHITECT
310 George Washington Highway
Suite 100
Smithfield, Rhode Island
0 2 9 1 7
T 401-232-5010
F 401-232-5080
WWW.ARCH-ENG.COM

DISCLAIMER

OWNERSHIP AND USE OF DOCUMENTS, DRAWINGS AND SPECIFICATIONS ARE INSTRUMENTS OF PROFESSIONAL SERVICE AND SHALL REMAIN THE PROPERTY OF THE ARCHITECT. THESE DOCUMENTS ARE NOT TO BE USED, IN WHOLE OR IN PART, FOR ANY OTHER PROJECTS OR PURPOSES OR BY ANY OTHER PARTIES THAN THOSE PROPERLY AUTHORIZED BY CONTRACT WITHOUT THE EXPRESS WRITTEN AUTHORIZATION OF THE ARCHITECT.

REVISIONS		
NUMBER	REMARKS	DATE

LICENSED ARCHITECT — STATE OF MAINE

FOR CONSTRUCTION

PROJECT TITLE

Cumberland Farms
100 Crossing Blvd, Framingham, Massachusetts
STORE # 5604
V1079

801 WASHINGTON AVE
PORTLAND, ME
Cumberland County

DRAWING TITLE

ROOF PLAN

DATE	PROJ NO
MAY 10, 2013	11112
DRAWN BY	CHECKED BY
BB	AZ

DRAWING NUMBER

A1.6