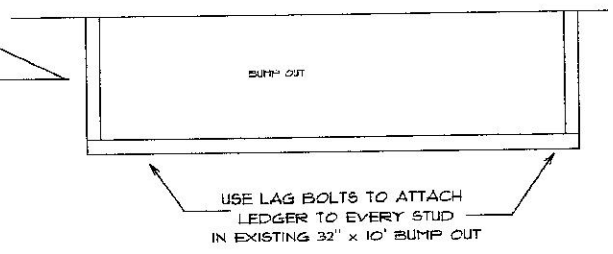
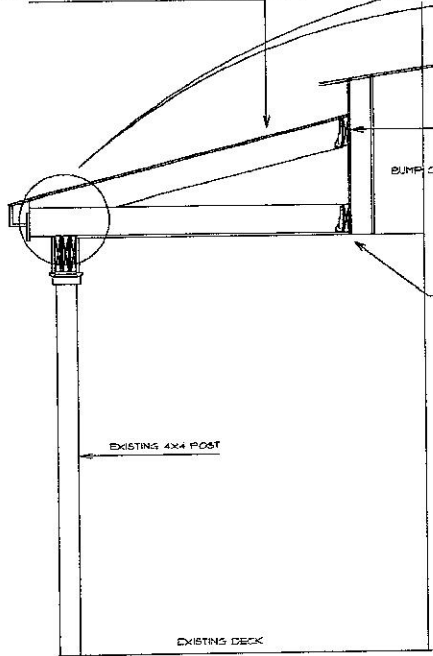
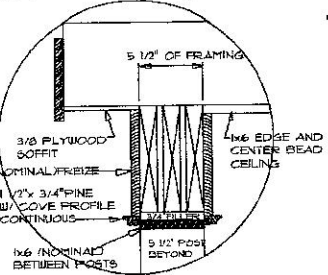


- TYPICAL PORCH FRAMED ROOF:
- ASPHALT SHINGLES (PER CONTRACT SPECS)
- 1/2" ROOFING SHEATHING (PER CONTRACT SPECS)
- 2x8 RIDGEBOARD
- 2x6 RAFTERS @ 24" o.c.
- 2x6 LEDGER
- 2x6 COLLAR TIES
- WOOD OR VINYL BEAD BOARD CEILING (PER CONTRACT SPECS)



PORCH ROOF DERTAIL