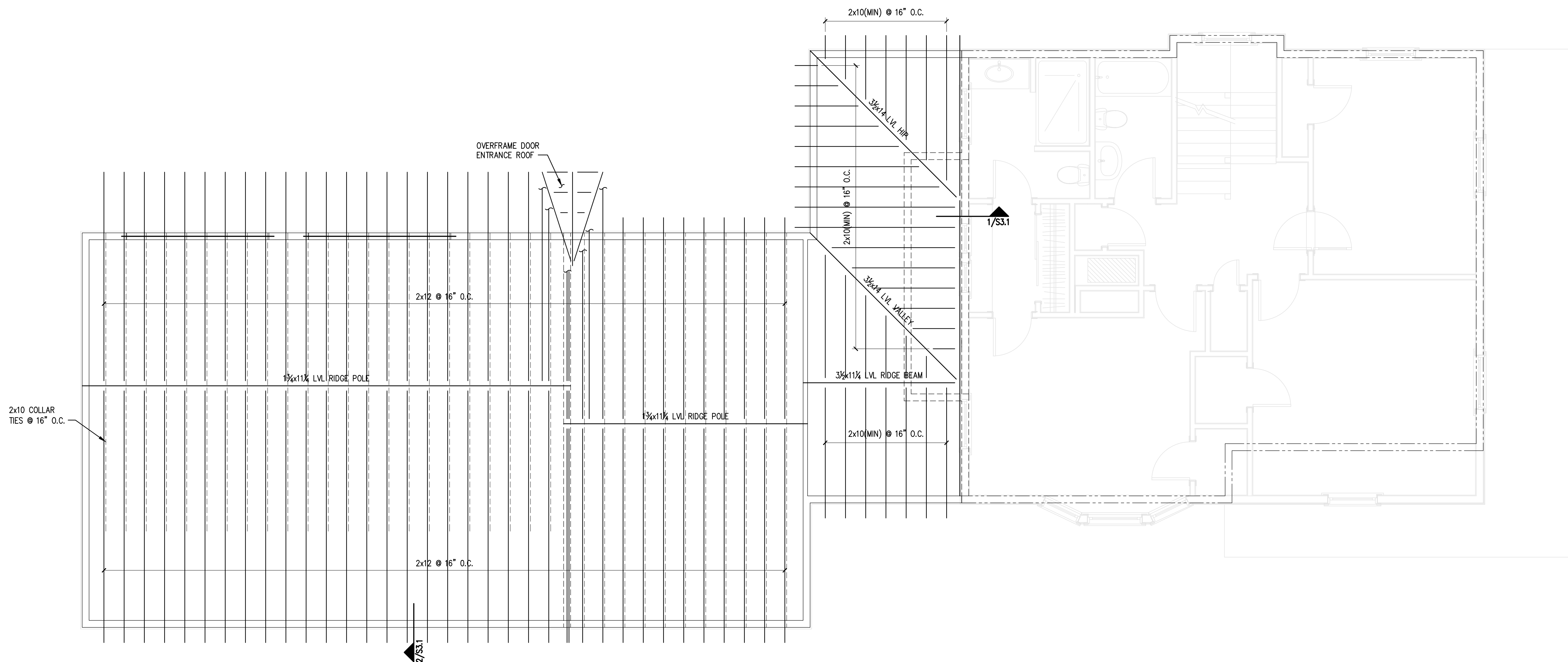


PLAN
NORTH

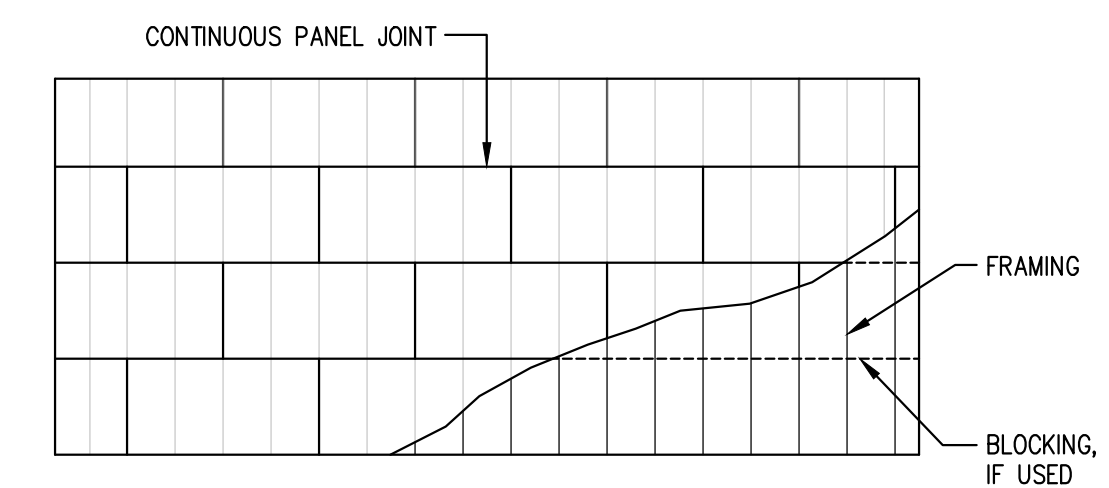


ROOF FRAMING PLAN

SCALE: 1/4" = 1'-0"

NOTES:


1. PROVIDE SIMPSON JOIST HANGERS AT ALL JOIST ENDS, TYP.
2. WINDOW HEADERS SHALL BE (3)-2x10's w/ 1/2" PLYWOOD LAMS, U.N.O.
3. ALL EXTERIOR WALLS SHALL BE SHEATHED ON ONE SIDE WITH 1/2" APA RATED SHEATHING. NAIL EXTERIOR SHEATHING PANEL EDGES @ 4" o.c. BLOCK AND STAGGER ALL PANEL EDGES. SPACE NAILS AT 6" o.c. AT INTERMEDIATE PANEL EDGES.



- NOTES FOR TYPICAL FLOOR/ROOF SHEATHING DETAIL:
1. SEE S.O.D FOR WOOD NOTES FOR SHEATHING REQUIREMENTS.
 2. USE APA RATED 5/8-INCH CDX PLYWOOD SHEATHING ON ROOF.
USE APA RATED 3/4-INCH PLYWOOD SHEATHING ON FLOOR.
 3. ATTACH ROOF AND FLOOR DIAPHRAGMS W/10d NAILS SPACED 6" o.c. ALONG INTERMEDIATE FRAMING MEMBERS AND 6" o.c. AT SUPPORTED EDGES.
 4. FLOOR AND ROOF DIAPHRAGMS ARE UNBLOCKED, EXCEPT AS NOTED ON ROOF FRAMING PLAN.
 5. USE SHEATHING CLIPS BETWEEN SHEETS ON ROOF WHERE BLOCKING IS NOT REQUIRED.

PLAN LEGEND

- BEARING WALL
- SHEAR WALL
- BEAM
- HSS COLUMN
- COLUMN FROM ABOVE
- COLUMN BELOW
- COLUMN ABOVE AND BELOW
- HOLD-DOWN



424 Fore Street
Portland, ME 04101
Phone 207.842.2800
Fax 207.842.2828
www.cascobayengineering.com

CLIENT:
WHIPPLE / CALLENDER ARCHITECTS
136 PLEASANT AVE.
PORTLAND, MAINE

PRELIMINARY
NOT FOR CONSTRUCTION

OCEAN AVE. RESIDENCE
524 OCEAN AVE
PORTLAND, MAINE

BUILDING RENOVATION/ADDITION

ISSUED	DESCRIPTION	DR.	CHKD.	DATE
No.	A			2-27-15
	ISSUED FOR PERMIT			

SHEET TITLE:

ROOF FRAMING PLAN

DESIGNED: PR
DRAWN: PR
DATE: 2-5-15
PROJECT NUMBER: 15-019

S1.3

PRINTED: Feb 27, 2015