

City of Portland, Maine - Building or Use Permit Application

389 Congress Street, 04101 Tel: (207) 874-8703, Fax: (207) 874-8716

PERMIT ISSUED

Permit No: 02-0905	Issue Date: AUG 16 2002	CBL: 162 B026001
-----------------------	----------------------------	---------------------

Location of Construction: 57 Vera St	Owner Name: Montefusco Amy M &	Owner Address: 57 Vera St	Phone: 671-5326
Business Name:	Contractor Name: Applicant	Contractor Address: Portland	Phone:
Lessee/Buyer's Name	Phone:	Permit Type: Additions - Dwellings	Zone: R-3

Past Use: Single Family	Proposed Use: Single Family	Permit Fee: \$37.00	Cost of Work: \$2,000.00	CEO District: 2	
Proposed Project Description: Addition of 10' Dormer for Bathroom and 2 Skylights.		FIRE DEPT: <input type="checkbox"/> Approved <input checked="" type="checkbox"/> Denied <i>N/A</i>	INSPECTION: Use Group: R-3 Type: SB BOCA 99 Signature: <i>M</i>		

PEDESTRIAN ACTIVITIES DISTRICT (P.A.D.)	
Action: <input type="checkbox"/> Approved <input type="checkbox"/> Approved w/Conditions <input type="checkbox"/> Denied	Signature: _____ Date: _____

Permit Taken By: gad	Date Applied For: 08/12/2002	Zoning Approval	
-------------------------	---------------------------------	------------------------	--

<p>1. This permit application does not preclude the Applicant(s) from meeting applicable State and Federal Rules.</p> <p>2. Building permits do not include plumbing, septic or electrical work.</p> <p>3. Building permits are void if work is not started within six (6) months of the date of issuance. False information may invalidate a building permit and stop all work..</p>	<p>Special Zone or Reviews</p> <input type="checkbox"/> Shoreland <input type="checkbox"/> Wetland <input type="checkbox"/> Flood Zone <input type="checkbox"/> Subdivision <input type="checkbox"/> Site Plan Maj <input type="checkbox"/> Minor <input type="checkbox"/> MM <input type="checkbox"/> Date: <i>8/15/02</i>	<p>Zoning Appeal</p> <input type="checkbox"/> Variance <input type="checkbox"/> Miscellaneous <input type="checkbox"/> Conditional Use <input type="checkbox"/> Interpretation <input type="checkbox"/> Approved <input type="checkbox"/> Denied Date: _____	<p>Historic Preservation</p> <input checked="" type="checkbox"/> Not in District or Landmark <input type="checkbox"/> Does Not Require Review <input type="checkbox"/> Requires Review <input type="checkbox"/> Approved <input type="checkbox"/> Approved w/Conditions <input type="checkbox"/> Denied Date: <i>8/15/02</i>
---	--	---	---

CERTIFICATION

I hereby certify that I am the owner of record of the named property, or that the proposed work is authorized by the owner of record and that I have been authorized by the owner to make this application as his authorized agent and I agree to conform to all applicable laws of this jurisdiction. In addition, if a permit for work described in the application is issued, I certify that the code official's authorized representative shall have the authority to enter all areas covered by such permit at any reasonable hour to enforce the provision of the code(s) applicable to such permit.

SIGNATURE OF APPLICANT ADDRESS DATE PHONE

RESPONSIBLE PERSON IN CHARGE OF WORK, TITLE DATE PHONE

02-0905

All Purpose Building Permit Application

If you or the property owner owes real estate or personal property taxes or user charges on any property within the City, payment arrangements must be made before permits of any kind are accepted.

Location/Address of Construction: <u>57 Vera St., Portland</u>		
Total Square Footage of Proposed Structure <u>1,210</u>	Square Footage of Lot <u>8,139</u>	
Tax Assessor's Chart, Block & Lot Chart# <u>162</u> Block# <u>B</u> Lot# <u>26</u>	Owner: <u>Joseph + Amy Montefusco</u>	Telephone: <u>671-5326</u>
Lessee/Buyer's Name (If Applicable)	Applicant name, address & telephone: <u>Joseph + Amy Montefusco</u> <u>57 Vera St.</u> <u>Portland 671-5326</u>	Cost Of Work: \$ <u>2,000</u> Fee: \$ <u>37.00</u>
Current use: <u>closet</u>		
If the location is currently vacant, what was prior use: _____		
Approximately how long has it been vacant: _____		
Proposed use: <u>bathroom, add 2 skylights to beams.</u> Project description: <u>1 10' Dormer for Bathroom</u>		
Contractor's name, address & telephone:		
Who should we contact when the permit is ready: <u>JOE MONTEFUSCO</u> Mailing address: <u>X 8758 (ASSESSORS OFFICE)</u>		
We will contact you by phone when the permit is ready. You must come in and pick up the permit and review the requirements before starting any work, with a Plan Reviewer. A stop work order will be issued and a \$100.00 fee if any work starts before the permit is picked up. PHONE:		

IF THE REQUIRED INFORMATION IS NOT INCLUDED IN THE SUBMISSIONS THE PERMIT WILL BE AUTOMATICALLY DENIED AT THE DISCRETION OF THE BUILDING/PLANNING DEPARTMENT, WE MAY REQUIRE ADDITIONAL INFORMATION IN ORDER TO APPROVE THIS PERMIT.

I hereby certify that I am the Owner of record of the named property, or that the owner of record authorizes the proposed work and that I have been authorized by the owner to make this application as his/her authorized agent. I agree to conform to all applicable laws of this jurisdiction. In addition, if a permit for work described in this application is issued, I certify that the Code Official's authorized representative shall have the authority to enter all areas covered by this permit at any reasonable hour to enforce the provisions of the codes applicable to this permit.

Signature of applicant: <u>[Signature]</u>	Date: <u>8/7/02</u>
--	---------------------

This is NOT a permit, you may not commence ANY work until the permit is issued. If you are in a Historic District you may be subject to additional permitting and fees with the Planning Department on the 4th floor of City Hall

From: Joe Montefusco
To: Tammy Munson
Date: Wed, Aug 14, 2002 1:22 PM
Subject: Permit application

Hi Tammy,

Cressey dropped off to you what Mike had asked him for, but he thought you might also like to have some of the construction details:

2 x 6 Construction
16" on center
California box corners
2 x 10 Roof construction

If You need any further details please either call me and I 'll ask Cressey or you can call Cressey directly at ext. 8622.

Thanks for all your help.

Joe

From: Tammy Munson
To: Joe Montefusco
Date: Wed, Aug 14, 2002 2:28 PM
Subject: Re: Permit application

Hi Joe, here's a list of the info we need (this will make your life easier)...

- ✓ 1. window and door headers? material and sizes. - *All non-bearing*
2. rafter size and spacing - *2x10 - 16" o.c.*
3. finished ceiling height (7'-0" is the minimum) -
4. will it effect any interior load bearing walls? ✓ *NO*
5. skylights - are they going in the existing rafter bays or will they be wider? Also, framing members of the opening.

Hopefully this will ne helpful for you in gathering the info. Thanks, Tam

>>> Joe Montefusco 08/14 1:22 PM >>>

Hi Tammy,

Cressey dropped off to you what Mike had asked him for, but he thought you might also like to have some of the construction details:

2 x 6 Construction
16" on center
California box corners
2 x 10 Roof construction

If You need any further details please either call me and I 'll ask Cressey or you can call Cressey directly at ext. 8622.

Thanks for all your help.

Joe

From: Joe Montefusco
To: Tammy Munson
Date: Wed, Aug 14, 2002 2:50 PM
Subject: Re: Permit application

Thanks Tammy, I will get back to you with the answers.
Joe

>>> Tammy Munson 08/14 2:28 PM >>>

Hi Joe, here's a list of the info we need (this will make your life easier)...

1. window and door headers? material and sizes.
2. rafter size and spacing
3. finished ceiling height (7'-0" is the minimum)
4. will it effect any interior load bearing walls?
5. skylights - are they going in the existing rafter bays or will they be wider? Also, framing members of the opening.

Hopefully this will ne helpful for you in gathering the info. Thanks, Tam

>>> Joe Montefusco 08/14 1:22 PM >>>

Hi Tammy,

Cressey dropped off to you what Mike had asked him for, but he thought you might also like to have some of the construction details:

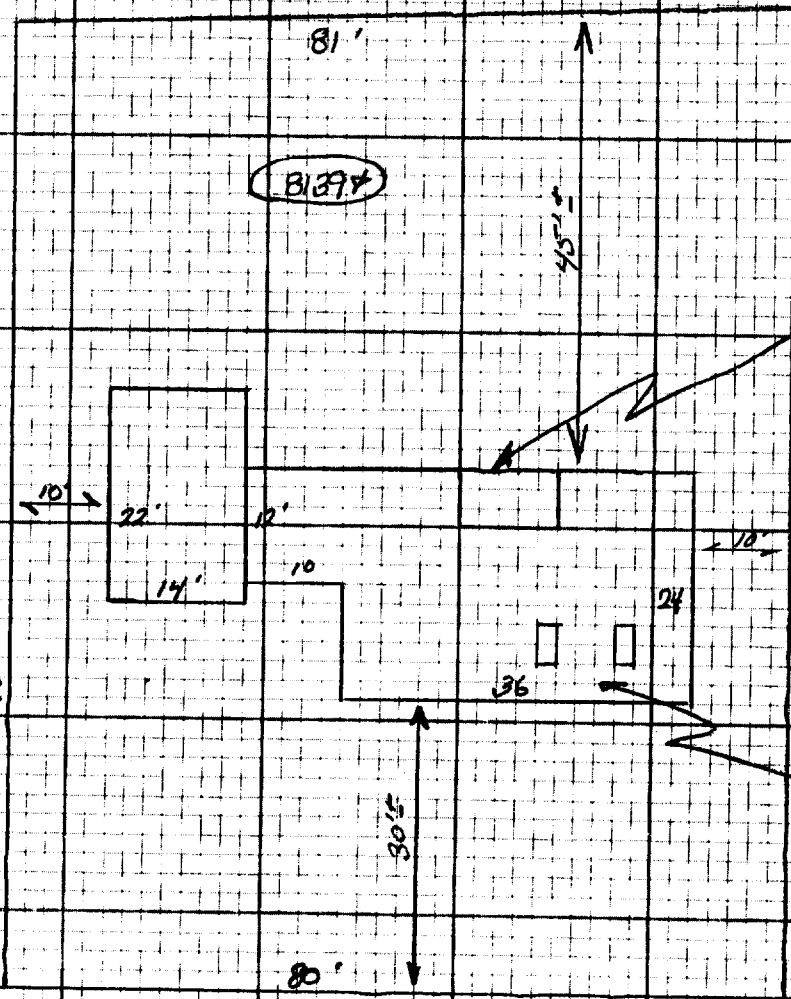
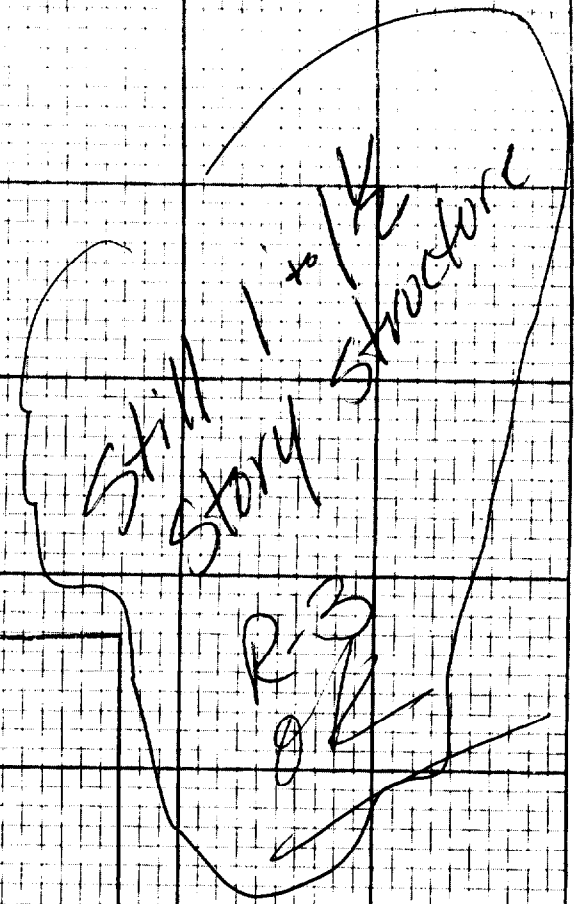
2 x 6 Construction
16" on center
California box corners
2 x 10 Roof construction

If You need any further details please either call me and I 'll ask Cressey or you can call Cressey directly at ext. 8622.

Thanks for all your help.

Joe

162-B-26

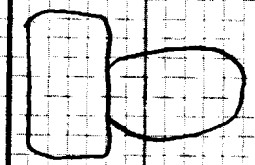


B1374


Proposed
10' DOORHOUSE
DORMER
(FULL BATH)

Proposed
2 SKY LIGHT
2' x 4'

VERA ST



10'
⚡
WINDOWS.



8'

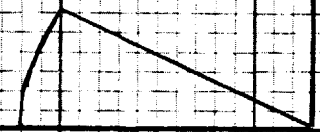
SHOWER



4'

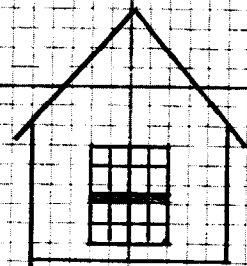
CLOSET

3'



6'

5'



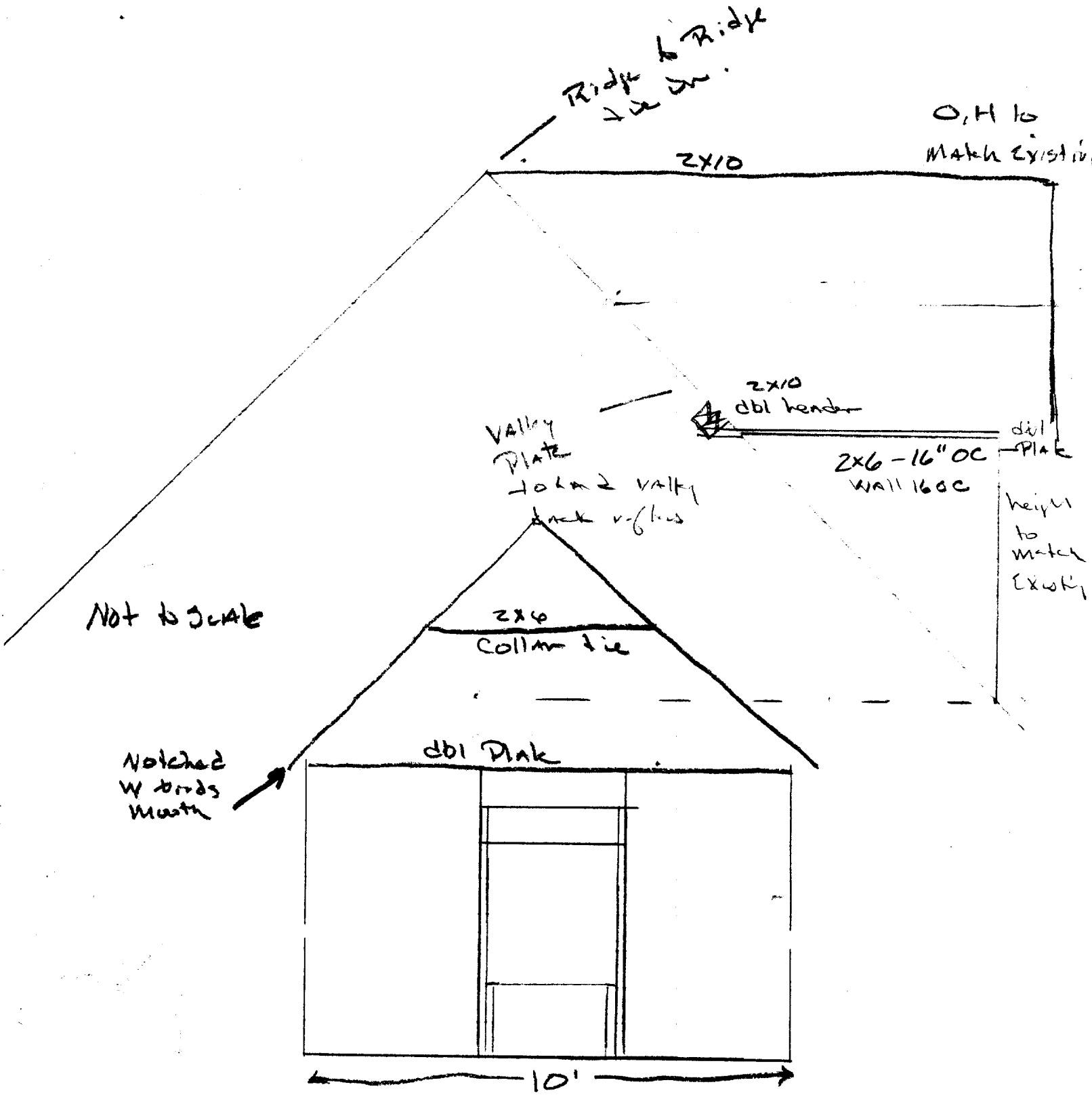
← 10' →

162-0-26

Joe Malocco

TAMMY QUESTAS

CALL ME 653-3725





CITY OF PORTLAND, MAINE

Department of Building Inspections

August 12 20 02

Received from Joe Montefusco

Location of Work 57 Vera Street

Cost of Construction \$ _____

Permit Fee \$ 106.00

Building (IL) Plumbing (I5) Electrical (I2) Site Plan (U2) _____

Other Building 37.00 Electrical - 35.00
Plumbing 34.00

CBL: 162-13-026

Check #: _____ **Total Collected \$ 106.00**

THIS IS NOT A PERMIT

No work is to be started until PERMIT CARD is actually posted upon the premises. Acceptance of fee is no guarantee that permit will be granted. PRESERVE THIS RECEIPT. In case permit cannot be granted the amount of the fee will be refunded upon return of the receipt less \$10.00 or 10% whichever is greater.

WHITE - Applicant's Copy
YELLOW - Office Copy
PINK - Permit Copy