

City of Portland, Maine - Building or Use Permit Application

389 Congress Street, 04101 Tel: (207) 874-8703, Fax: (207) 874-8716

Permit No: 08-1410	Issue Date: 11/06/08	CBL: 161 B043002
-----------------------	-------------------------	---------------------



Location of Construction: 355 CANCO RD	Owner Name: PORTLAND CONGREGATION O	Owner Address: 355 CANCO RD	Phone:
Business Name:	Contractor Name: Nathan & Perkins	Contractor Address: PO Box 668 Cornish	Phone: 2076253552
Lessee/Buyer's Name	Phone:	Permit Type: HVAC	Zone: R-5

Past Use: Portland Congregation of Jehovah's Witnesses	Proposed Use: Portland Congregation of Jehovah's Witnesses - install a Prestige direct vent boiler in 1st floor boiler room	Permit Fee: \$80.00	Cost of Work: \$6,000.00	CEO District: 4
		FIRE DEPT: <input checked="" type="checkbox"/> Approved <input type="checkbox"/> Denied	INSPECTION: Use Group: A-3 Type: <i>ANAL</i> <i>IMC-2003</i> <i>NFPA-211</i>	

Proposed Project Description:
install a Prestige direct vent boiler in 1st floor boiler room

Signature: *[Signature]* Signature: *[Signature]* 11/06/08
PEDESTRIAN ACTIVITIES DISTRICT (P.A.D.)
 Action: Approved Approved w/Conditions Denied
 Signature: _____ Date: _____

Permit Taken By: Idobson	Date Applied For: 11/04/2008	Zoning Approval
-----------------------------	---------------------------------	------------------------

<ol style="list-style-type: none"> This permit application does not preclude the Applicant(s) from meeting applicable State and Federal Rules. Building permits do not include plumbing, septic or electrical work. Building permits are void if work is not started within six (6) months of the date of issuance. False information may invalidate a building permit and stop all work.. 	Special Zone or Reviews <input type="checkbox"/> Shoreland <input type="checkbox"/> Wetland <input type="checkbox"/> Flood Zone <input type="checkbox"/> Subdivision <input type="checkbox"/> Site Plan Maj <input type="checkbox"/> Minor <input type="checkbox"/> MM <input type="checkbox"/> Date: <i>11/4/08</i>	Zoning Appeal <input type="checkbox"/> Variance <input type="checkbox"/> Miscellaneous <input type="checkbox"/> Conditional Use <input type="checkbox"/> Interpretation <input type="checkbox"/> Approved <input type="checkbox"/> Denied Date: _____	Historic Preservation <input checked="" type="checkbox"/> Not in District or Landmark <input type="checkbox"/> Does Not Require Review <input type="checkbox"/> Requires Review <input type="checkbox"/> Approved <input type="checkbox"/> Approved w/Conditions <input type="checkbox"/> Denied Date: _____
			

CERTIFICATION

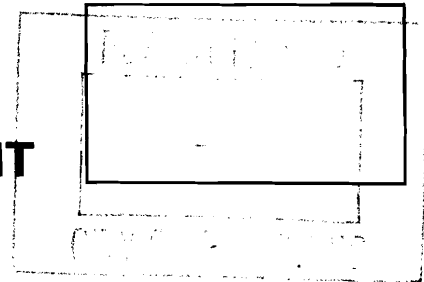
I hereby certify that I am the owner of record of the named property, or that the proposed work is authorized by the owner of record and that I have been authorized by the owner to make this application as his authorized agent and I agree to conform to all applicable laws of this jurisdiction. In addition, if a permit for work described in the application is issued, I certify that the code official's authorized representative shall have the authority to enter all areas covered by such permit at any reasonable hour to enforce the provision of the code(s) applicable to such permit.

SIGNATURE OF APPLICANT	ADDRESS	DATE	PHONE
RESPONSIBLE PERSON IN CHARGE OF WORK, TITLE		DATE	PHONE



FILL IN AND SIGN WITH INK

APPLICATION FOR PERMIT HEATING OR POWER EQUIPMENT



To the INSPECTOR OF BUILDINGS, PORTLAND, ME.

The undersigned hereby applies for a permit to install the following heating, cooking or power equipment in accordance with the Laws of Maine, the Building Code of the City of Portland, and the following specifications:

Location / CBL 355 CANCO RD Use of Building Religious Assembly Date 11/04/08
 Name and address of owner of appliance Bethland Congregation of Jehovah's Witnesses
355 CANCO RD, PORTLAND, MAINE
 Installer's name and address NATHAN E PERKINS PO Box 668
CORNISH, MAINE 04020 Telephone 207 625 3552
Cell 432-2646

Location of appliance:
 Basement Floor 1st Floor
 Attic Roof Boiler Room

Type of Fuel:
 Gas Oil Solid

Appliance Name: _____
 U.L. Approved Yes No

Will appliance be installed in accordance with the manufacture's installation instructions? Yes No

IF NO Explain: _____

The Type of License of Installer:
 Master Plumber # _____
 Solid Fuel # _____
 Oil # _____
 Gas # PNT 1283
 Other _____

Type of Chimney:
 Masonry Lined
 Factory built _____
 Metal
 Factory Built U.L. Listing # _____
 Direct Vent
 Type PVC UL# _____

Type of Fuel Tank
 Oil natural gas
 Gas

Size of Tank N/A

Number of Tanks N/A

Distance from Tank to Center of Flame N/A feet.

Cost of Work: \$ 6000

Permit Fee: \$ 80

Approved
 Fire: _____
 Ele.: _____
 Bldg.: _____

Approved with Conditions
 See attached letter or requirement
Chad M
 Inspector's Signature 11/04/08
 Date Approved

Signature of Installer [Signature]

City of Portland, Maine - Building or Use Permit

389 Congress Street, 04101 Tel: (207) 874-8703, Fax: (207) 874-8716

Permit No: 08-1410	Date Applied For: 11/04/2008	CBL: 161 B043002
------------------------------	--	----------------------------

Location of Construction: 355 CANCO RD	Owner Name: PORTLAND CONGREGATION O	Owner Address: 355 CANCO RD	Phone:
Business Name:	Contractor Name: Nathan & Perkins	Contractor Address: PO Box 668 Cornish	Phone (207) 625-3552
Lessee/Buyer's Name	Phone:	Permit Type: HVAC	

Proposed Use: Portland Congregation of Jehovah's Witnesses - install a Prestige direct vent boiler in 1st floor boiler room	Proposed Project Description: install a Prestige direct vent boiler in 1st floor boiler room
---	--

Dept: Zoning	Status: Approved	Reviewer: Marge Schmuckal	Approval Date: 11/04/2008	Note:	Ok to Issue: <input checked="" type="checkbox"/>
Dept: Building	Status: Approved with Conditions	Reviewer: Chris Hanson	Approval Date: 11/06/2008	Note:	Ok to Issue: <input checked="" type="checkbox"/>
1) Prior to installing the solid fuel appliance, the product information which includes the UL listing shall be submitted. The heating unit shall be installed per the Listing, NFPA 211, IMC 2003 and the manufacturers instructions. 2) The installation must comply with the State of Maine Gas Regulations.					
Dept: Fire	Status: Approved with Conditions	Reviewer: Capt Greg Cass	Approval Date: 11/05/2008	Note:	Ok to Issue: <input checked="" type="checkbox"/>
1) Install shall comply with all manufacture's specifications.					

BUILDING PERMIT INSPECTION PROCEDURES

Please call 874-8703 or 874-8693 (ONLY)

to schedule your inspections as agreed upon

Permits expire in 6 months, if the project is not started or ceases for 6 months.

The Owner or their designee is required to notify the inspections office for the following inspections and provide adequate notice. Notice must be called in 48-72 hours in advance in order to schedule an inspection:

By initializing at each inspection time, you are agreeing that you understand the inspection procedure and additional fees from a "Stop Work Order" and "Stop Work Order Release" will be incurred if the procedure is not followed as stated below.

A Pre-construction Meeting will take place upon receipt of your building permit.

 X **Final inspection required at completion of work.**

Certificate of Occupancy is not required for certain projects. Your inspector can advise you if your project requires a Certificate of Occupancy. All projects DO require a final inspection.

If any of the inspections do not occur, the project cannot go on to the next phase, REGARDLESS OF THE NOTICE OR CIRCUMSTANCES.

CERIFICATE OF OCCUPANICES MUST BE ISSUED AND PAID FOR, BEFORE THE SPACE MAY BE OCCUPIED.

Signature of Applicant/Designee


Date

Signature of Inspections Official

Date

—prestige

PVC & CPVC Vent Supplement



WARNING

This document is intended to be used by a qualified heating contractor or service technician. Read all instructions within this document and within the PRESTIGE Boiler Installation and Maintenance Manual, before proceeding with the installation. It is recommended to follow the procedures in the steps given, skipping or missing procedural steps could result in severe personal injury, death or substantial property damage.

NOTICE

Installation of this boiler must comply with local requirements and codes and with the National Fuel Gas Code NFPA 54, ANSI Z223.1 for installations within the U.S. For installations in Canada the installation must comply with CSA B149.1 or B149.2

See PS 26356


prestige

Solo 175

Solo 250

Solo 399

Water Boiler



* INSTALLATION AND MAINTENANCE * M A N U A L

NOTICE

Warranty Registration Card must be filled out by the customer and mailed within thirty (30) days of installation in order to gain warranty coverage.

When receiving the PRESTIGE Solo unit, any claims for damage or shortage in shipment must be filed immediately against the transportation company by the consignee.

Leave all documentation received with appliance with owner for future reference.

WARNING

If the information in this manual is not followed exactly, a fire or explosion may result causing property damage, personal injury or death.

FOR YOUR SAFETY

- Do not store or use gasoline or other flammable vapors and liquids in the vicinity of this or any other appliance.
- **WHAT TO DO IF YOU SMELL GAS**
 - Do not try to light any appliance
 - Do not touch any electrical switch; do not use any phone in your building.
 - Immediately call your gas supplier from a neighbor's phone. Follow the gas supplier's instructions.
 - If you cannot reach your gas supplier, call the fire department.

Installation and service must be performed by a qualified installer, service agency or the gas supplier.

Termination Fittings

1. The vent and combustion air terminations must include a factory supplied "bird screen" installed as shown in Fig. 4 page 8 & Fig. 19 page 15.
2. The combustion air piping must terminate through the sidewall using a 90° elbow as shown in Fig. 8 through 11, page 11 or Fig.12 through 15 page 12 .
3. The vent piping must terminate vertically through the roof with a coupling to accept the bird screen and must be located 12" [18" Canada] above the highest anticipated snow level.

WARNING

Do not extend the vent pipe above the roof beyond the dimension shown in Fig. 21 on page 17. Extended exposure of the vent pipe could cause condensate to freeze and block the vent pipe.

Direct Vent - Multiple Boiler Installation - Vertical Vent and Sidewall Combustion Air

1. On installations of multiple PRESTIGE boilers, terminate each vent and combustion air piping as described in this manual.
2. Each vent and combustion air termination must be a minimum 12" from the adjacent termination for installations in the U.S. as shown in Fig. 22. For installations in Canada, provide clearances as required by CSA B149.1 or 149.2.

NOTICE

The combustion air inlet of the PRESTIGE is defined as being part of a direct vent system. It is not considered as a forced air intake. The required clearance of an adjacent boiler vent to a forced air inlet does not apply in a multiple installation of PRESTIGE boilers.

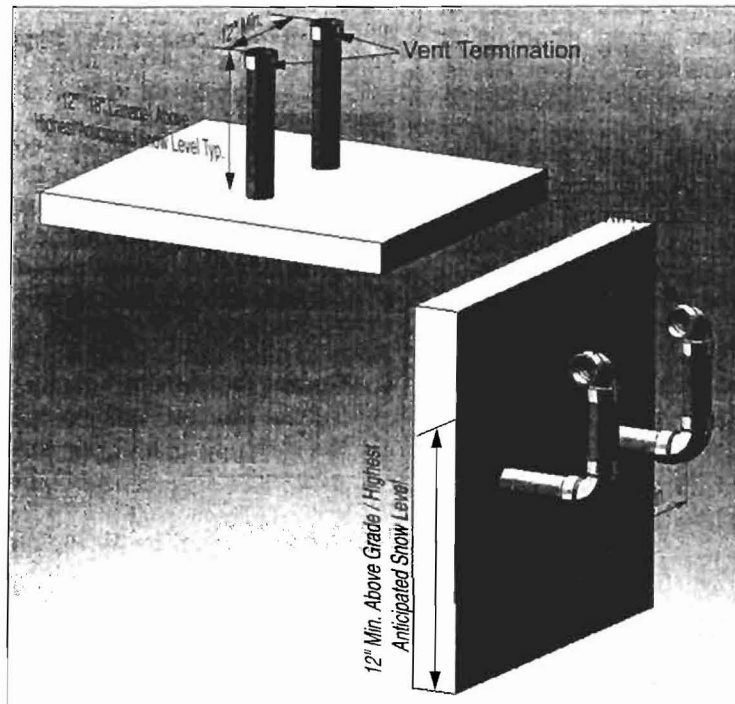


Fig. 22: Direct Vent - Vertical Termination of Vent and Sidewall Termination of Combustion Air of Multiple Boilers