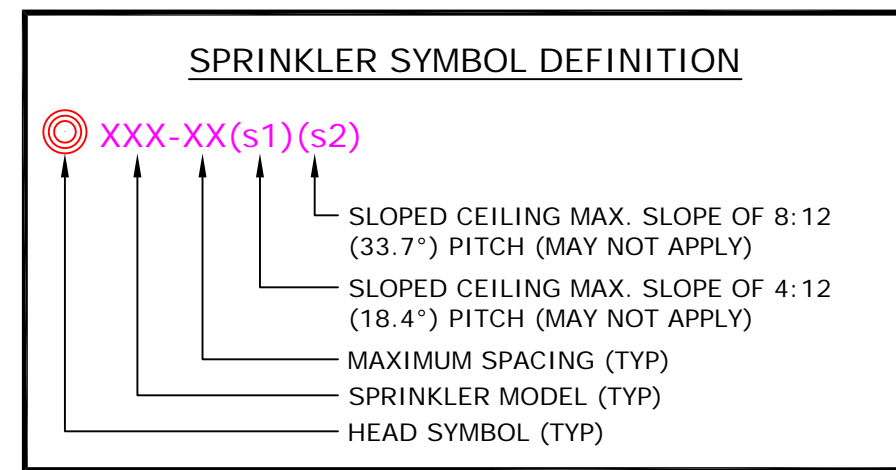


Markup Legend	
Delete Line	
Add Line	
Add Tee	
Add Elbow	
Add Coupling	
Add Head	
Delete Head	
Move Head	



COLOR/LINETYPE LEGEND

- BLUE LINES = FEED TO FIXTURES (BATH, SHOWER, ETC.)
- GREEN LINES = INTERLEVEL CONNECTIONS
- BLACK LINES = SPRINKLER HEAD TO SPRINKLER HEAD

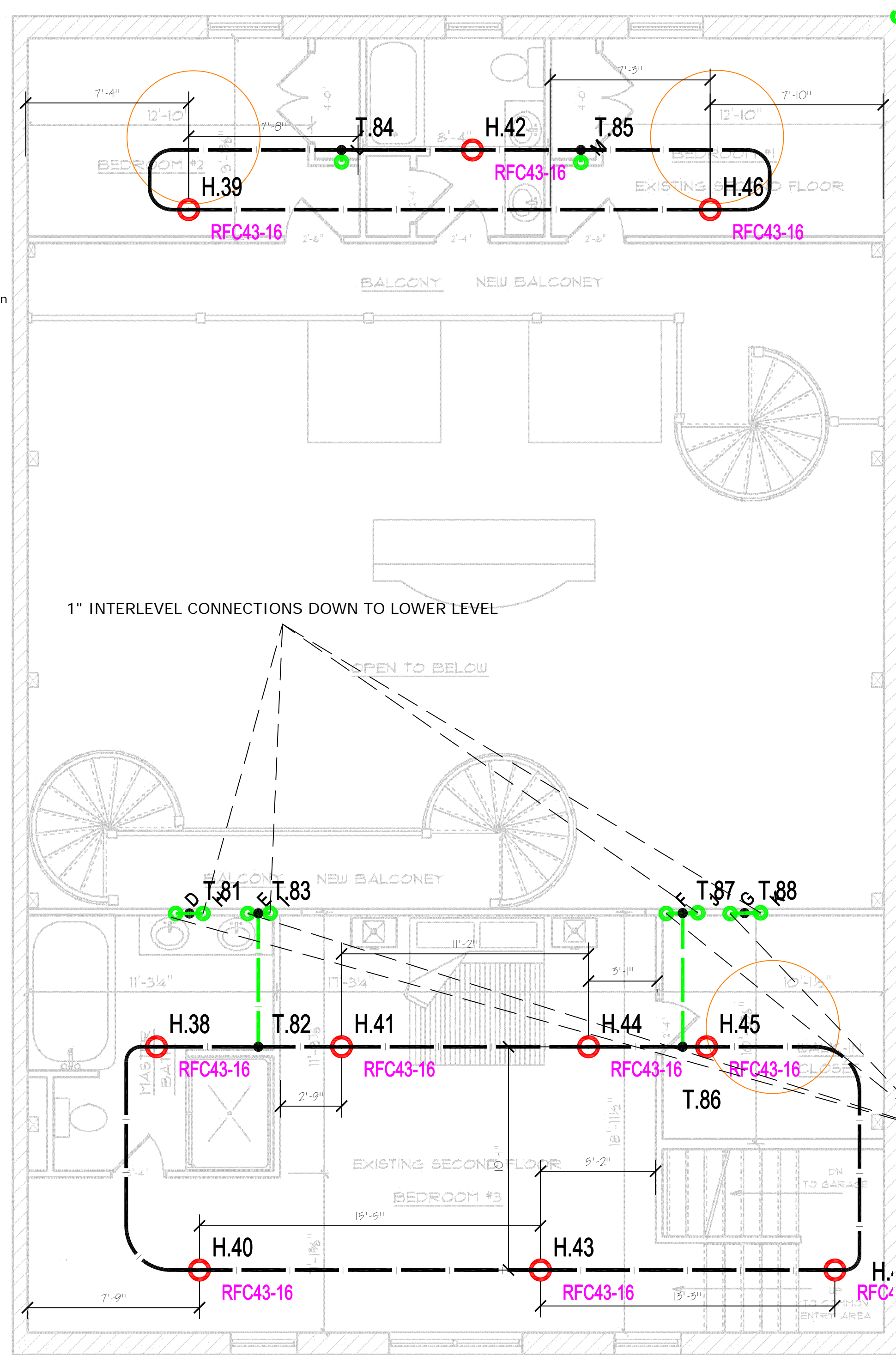
— 1/2" —	= 1/2" PIPE SIZE
— 3/4" —	= 3/4" PIPE SIZE
— 1" —	= 1" PIPE SIZE
— 1 1/4" —	= 1-1/4" PIPE SIZE
— 2" —	= 2" PIPE SIZE

MOST HYDRAULICALLY REMOTE HEADS

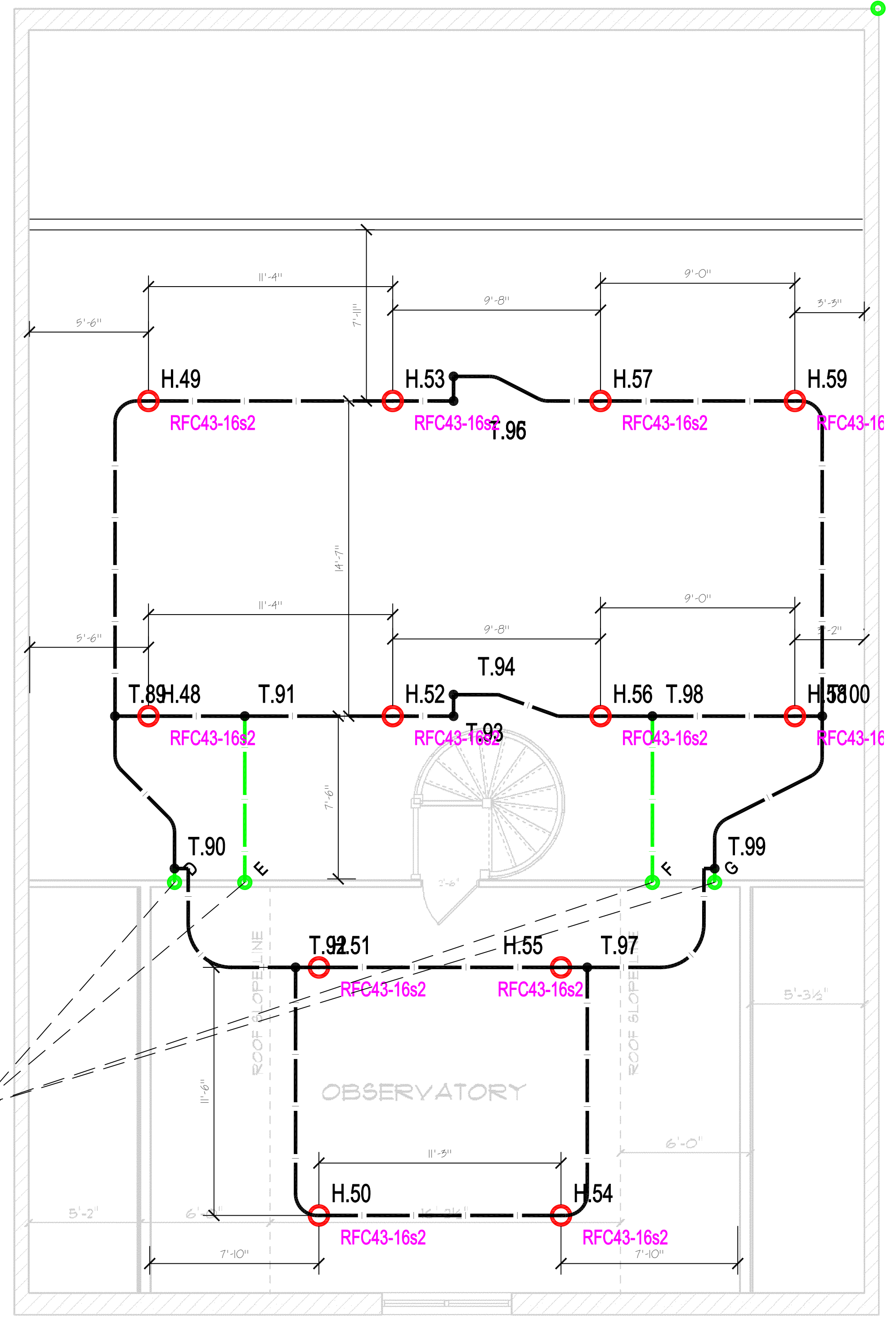
	HEAD #	GPM	PRESSURE REQ'D AT STREET
1 HEAD	H.50	18	47.95
2 HEAD	H.50 & H.54	35.9984	73.13

Table F002-1
Multipurpose Fire Safety Systems
 The Uponor Residential Fire Safety System is a residential fire protection system installed in combination with the cold side of the domestic potable water system. Only licensed contractors trained by Uponor can install this system.

What to do if Changes are Required
 If any features or obstructions require the addition or deletion of sprinkler heads, or significant relocation of sprinkler heads, contact the Uponor Design Department to determine if observed changes require a redesign (888.594.7726).



1
F101
SECOND FLOOR
 1/4" = 1'-0"



2
F101
THIRD FLOOR
 1/4" = 1'-0"

DISCLAIMER
 THIS SERIES OF PLUMBING, MECHANICAL, ELECTRICAL, AND HVAC DRAWINGS, INCLUDING, BUT NOT LIMITED TO, SLOPED CEILING, SNOW AND ICE MELTING, AND/OR FIRE SPRINKLER SYSTEMS, HAS BEEN DESIGNED BY UPONOR, INC. TECHNICAL SERVICES - DESIGN DEPARTMENT. THEY HAVE BEEN PREPARED TO MEET PROFESSIONAL STANDARDS OF DESIGN AND CONSTRUCTION BEFORE STARTING ALL WORK. UPONOR, INC. TECHNICAL SERVICES - DESIGN DEPARTMENT CAREFULLY CHECKS ALL DRAWINGS FOR ACCURACY, CLARITY, AND/OR FIRE CODES USED. REPORT ANY ERRORS AND/OR DESIGN CHANGES TO UPONOR, INC. TECHNICAL SERVICES - DESIGN DEPARTMENT BEFORE ANY WORK BEGINS. UPONOR, INC. TECHNICAL SERVICES - DESIGN DEPARTMENT IS NOT RESPONSIBLE FOR ANY ERRORS OR OMISSIONS THAT MAY OCCUR AS A RESULT OF THE INSTALLER'S INTERPRETATION OF THESE DRAWINGS. UPONOR, INC. TECHNICAL SERVICES - DESIGN DEPARTMENT WILL FUNCTION IN ACCORDANCE WITH ALL APPLICABLE CODES AND REGULATIONS. UPONOR, INC. TECHNICAL SERVICES - DESIGN DEPARTMENT SHALL NOT BE LIABLE FOR DAMAGES THAT MAY RESULT FROM THE APPLICATION AND INCORRECT INTERPRETATION OF THESE DRAWINGS.
 SALES REP.


Church
305 COMMERCIAL STREET
PORTLAND, ME

DRAWN BY:	DAN HUBBARD SET	CONTACT PH. NUMBER:	207-318-2368
CHECKED BY:	DAN HUBBARD	ALLIANCE ID:	T.B.D.
CERTIFICATION LEVEL:	SET IV	PLOT DATE:	4/1/2012
CERTIFICATION NUMBER:	115052	SHEET SCALE:	1/4"=1'-0"
COMPANY:	ADG BUILDERS	PROJECT NUMBER:	120322-411
CONTACT:	ALLYN GEE	SQUARE FEET:	6384
NO.	DATE	REVISIONS	DESCRIPTION

SHEET DESCRIPTION
 2nd & 3rd LEVEL

SHEET NUMBER

F101



TECHNICAL SERVICES - DESIGN DEPARTMENT
 21500 DODD BLVD., BAKEVILLE, MN 55044
 T. 888.594.7726 F. 952.997.1731
 EMAIL: TECHNICALSERVICES@UPONOR.COM
 WEB: WWW.UPONOR-USA.COM