CITY OF PORTLAND, MAINE
Reviewed for Code Compliance
Inspections Division
Approved with Conditions
Date: 12/22/15

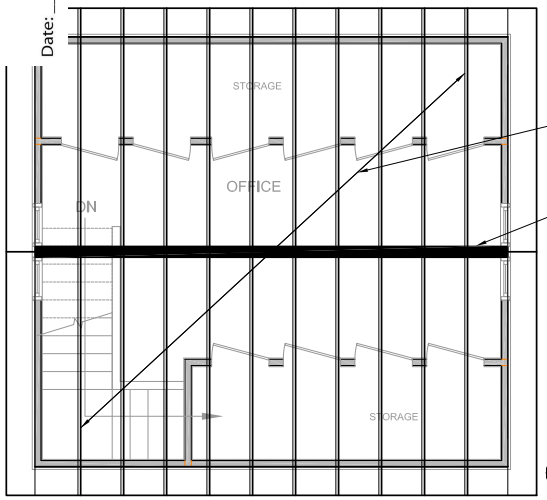

SISTER NEW 2X6 RAFTER TO EXISTING 2X6 TOP CHORD OF TRUSSES. MAINTAIN 2" MIN OF BEARING AT FLOOR PLATE

NEW RIDGE: 7X14 LVL. SUPPORT AT EACH END WITH (5) 2X4 POSTS. ADD ADDITIONAL 2X4 TO EACH SIDE OF POST TO FORM SADDLE FOR BEAM.

4 NEW ROOF FRAMING
1/4" = 1'-0"

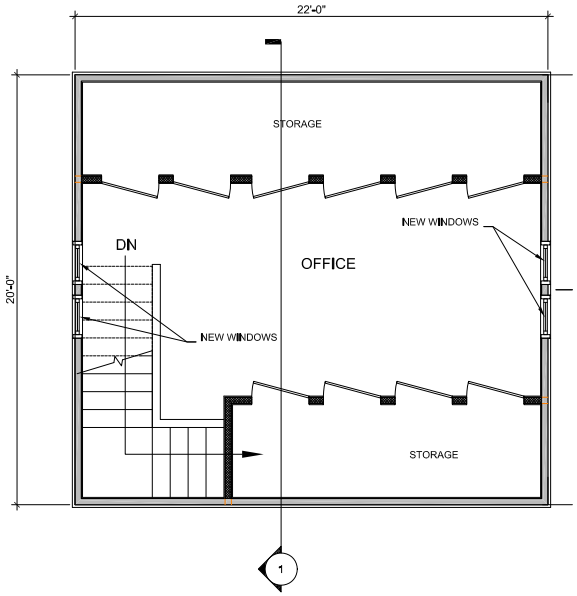

2 2ND FLOOR PLAN
1/4" = 1'-0"

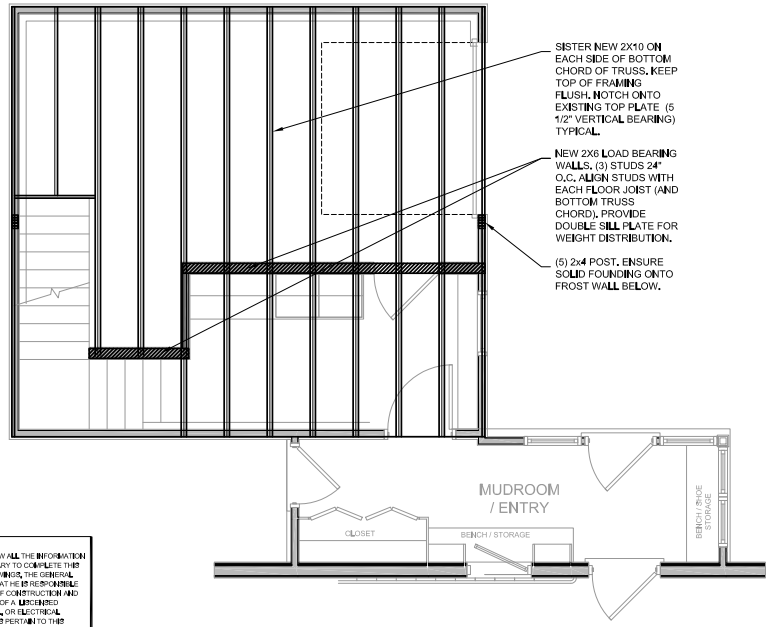

SISTER NEW 2X10 ON EACH SIDE OF BOTTOM CHORD OF TRUSS. KEEP TOP OF FRAMING FLUSH. NOTCH ONTO EXISTING TOP PLATE (5 1/2" VERTICAL BEARING) TYPICAL.

NEW 2X6 LOAD BEARING WALLS, (3) STUDS 24" O.C. ALIGN STUDS WITH EACH FLOOR JOIST (AND BOTTOM TRUSS CHORD). PROVIDE DOUBLE SILL PLATE FOR WEIGHT DISTRIBUTION.

(5) 2x4 POST. ENSURE SOLID FOUNDING ONTO FROST WALL BELOW.

3 NEW 2ND FLOOR FRAMING
1/4" = 1'-0"

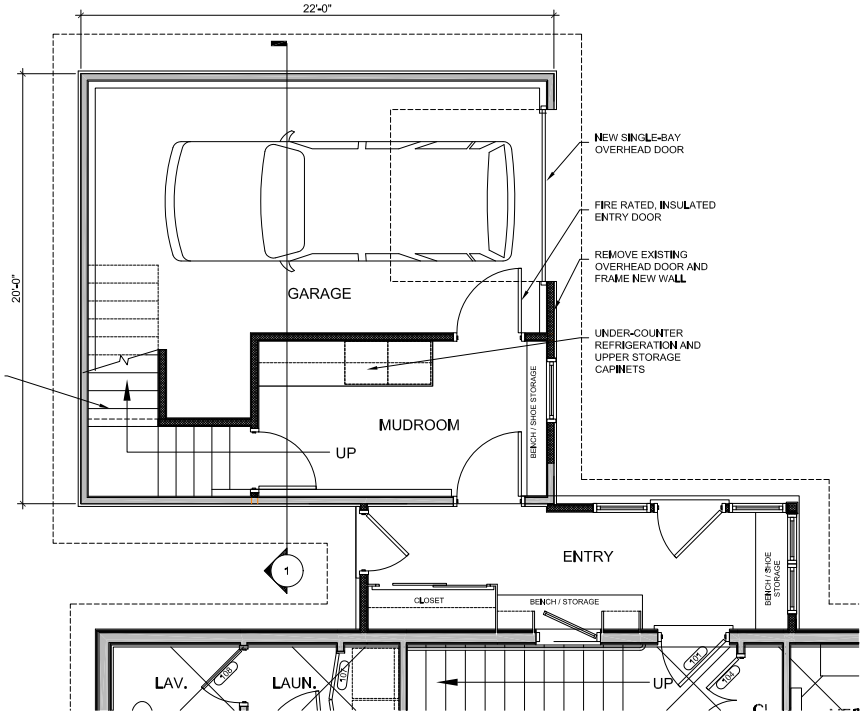

NEW SINGLE-BAY OVERHEAD DOOR

FIRE RATED, INSULATED ENTRY DOOR

REMOVE EXISTING OVERHEAD DOOR AND FRAME NEW WALL

UNDER-COUNTER REFRIGERATION AND UPPER STORAGE CAPINETS

1 1ST FLOOR PLAN
1/4" = 1'-0"

BUILDER'S DRAWINGS

THESE DRAWINGS MAY NOT SHOW ALL THE INFORMATION AND/OR INSTRUCTIONS NECESSARY TO COMPLETE THIS PROJECT. BY USING THESE DRAWINGS, THE GENERAL CONTRACTOR UNDERSTANDS THAT HE IS RESPONSIBLE FOR ALL MEANS AND METHODS OF CONSTRUCTION AND SHOULD ENGAGE THE SERVICES OF A LICENSED STRUCTURAL, MECHANICAL, CIVIL, OR ELECTRICAL ENGINEER WHERE THESE TRADES PERTAIN TO THIS PROJECT OR TO THE SAFETY OF ITS OCCUPANTS AND USERS. BY USING THESE DRAWINGS, THE GENERAL CONTRACTOR AGREES TO NOT HOLD THE ARCHITECT LIABLE FOR ANY INCOMPLETE, OR MISSING INFORMATION, OR FOR ANY INFORMATION THAT IS IN CONFLICT WITH OR CONTRADICTORY TO FIELD CONDITIONS, OTHER DRAWINGS, OR WORK PERFORMED BY THE CONTRACTOR.

LICENSED ARCHITECT
CHRISTOPHER M. BRILEY
No. 2788
STATE OF MAINE

MIERS RESIDENCE

RENOVATION TO 18 VICTOR RD.
PORTLAND, MAINE

BRIBURN
28 Maple St | Suite 202 | Portland, ME 04101 207-774-0462

CONSULTANTS:

STRUCTURAL:
L & L Engineering
6 Q Street
South Portland, ME 04106
207-767-4830

PROJECT NO:	1511
ISSUED:	11.18.15
DRAWN BY:	---
CHECKED BY:	CMB
SHEET TITLE:	FLOOR PLANS STRUCTURAL PLANS

A1