

City of Portland, Maine - Building or Use Permit Application
 389 Congress Street, 04101 Tel: (207) 874-8703, Fax: (207) 874-8716

Permit No: 02-0613	Issue Date: JUN 7 2002	CBLI: 158 A024001
-----------------------	---------------------------	----------------------

Location of Construction: 656 Baxter Blvd	Owner Name: City Of Portland	Owner Address: 389 Congress S	Phone:
Business Name: n/a	Contractor Name: n/a	Contractor Address: n/a Portland	Phone:
Lessee/Buyer's Name: n/a	Phone: n/a	Permit Type:	Zone: ROS

Past Use: Payson Park	Proposed Use: Payson Park / 20' x 20' Fre standing tent to be placed on grass area, 6/8/02 through 6/8/02	Permit Fee: \$0.00	Cost of Work: \$0.00	CEO District: 2
---------------------------------	---------------------------------------------------------------------------------------------------------------------	------------------------------	--------------------------------	---------------------------

FIRE DEPT: <input type="checkbox"/> Approved <input type="checkbox"/> Denied	INSPECTION: Use Group: U Type: Temp Tent BOCA 1999
Signature:	Signature: <i>[Signature]</i>

Proposed Project Description:
Erect 20' x 20' Tent

PEDESTRIAN ACTIVITIES DISTRICT (P.A.D.)

Action: Approved Approved w/Conditions Denied

Signature: _____ Date: _____

Permit Taken By: gg	Date Applied For: 06/07/2002	Zoning Approval	
-------------------------------	----------------------------------------	------------------------	--

- This permit application does not preclude the Applicant(s) from meeting applicable State and Federal Rules.
- Building permits do not include plumbing, septic or electrical work.
- Building permits are void if work is not started within six (6) months of the date of issuance. False information may invalidate a building permit and stop all work..

<p>Special Zone or Reviews</p> <input type="checkbox"/> Shoreland <input type="checkbox"/> Wetland <input type="checkbox"/> Flood Zone <input type="checkbox"/> Subdivision <input type="checkbox"/> Site Plan Maj <input checked="" type="checkbox"/> Minor <input type="checkbox"/> MM <input type="checkbox"/> Date: <i>06/07/02</i>	<p>Zoning Appeal</p> <input type="checkbox"/> Variance <input type="checkbox"/> Miscellaneous <input type="checkbox"/> Conditional Use <input type="checkbox"/> Interpretation <input type="checkbox"/> Approved <input type="checkbox"/> Denied Date: _____	<p>Historic Preservation</p> <input checked="" type="checkbox"/> Not in District or Landmark <input type="checkbox"/> Does Not Require Review <input type="checkbox"/> Requires Review <input type="checkbox"/> Approved <input type="checkbox"/> Approved w/Conditions <input type="checkbox"/> Denied Date: _____
------------------------------------------------------------------------------------------------------------------------------------------------------------------------------------------------------------------------------------------------------------------------------------------------------------------------------------------------------------------	---------------------------------------------------------------------------------------------------------------------------------------------------------------------------------------------------------------------------------------------------------------------------------------	----------------------------------------------------------------------------------------------------------------------------------------------------------------------------------------------------------------------------------------------------------------------------------------------------------------------------------------------

CERTIFICATION

I hereby certify that I am the owner of record of the named property, or that the proposed work is authorized by the owner of record and that I have been authorized by the owner to make this application as his authorized agent and I agree to conform to all applicable laws of this jurisdiction. In addition, if a permit for work described in the application is issued, I certify that the code official's authorized representative shall have the authority to enter all areas covered by such permit at any reasonable hour to enforce the provision of the code(s) applicable to such permit.

SIGNATURE OF APPLICANT	ADDRESS	DATE	PHONE
RESPONSIBLE PERSON IN CHARGE OF WORK, TITLE		DATE	PHONE

TO: Mike Nugent 8716
From: Ted Musgrave

6-5-2002

4 page fee

All Purpose Building Permit Application

If you or the property owner owes real estate or personal property taxes or user charges on any property within the City, payment arrangements must be made before permits of any kind are accepted.

Location/Address of Construction: <u>Tent Installation - Payson Park</u>		
Total Square Footage of Proposed Structure: <u>Vinyl Tent - 20x20 400² ft²</u>	Square Footage of Lot: <u>3 acres</u>	
Tax Assessor's Chart, Block & Lot Chart# <u>158</u> Block# <u>A</u> Lot# <u>024</u>	Owner: <u>City of Portland</u>	Telephone:
Lessee/Buyer's Name (If Applicable)	Applicant name, address & telephone: <u>T. Musgrave Payson Park 871-8793 via 246</u>	Cost Of Work: \$ _____ Fee: \$ _____
Current use: <u>open space</u>		
If the location is currently vacant, what was prior use: _____		
Approximately how long has it been vacant: _____		
Proposed use: <u>20x20 Free Standing Tent to be placed on grass area</u>		
Project description: <u>See attached MAP + Cert of Plans Resubmission for Tent</u>		
Contractor's name, address & telephone:		
Who should we contact when the permit is ready: <u>T. Musgrave x 8793</u>		
Mailing address: <u>Box 756-8390</u>		
We will contact you by phone when the permit is ready. You must come in and pick up the permit and review the requirements before starting any work, with a Plan Reviewer. A stop work order will be issued and a \$100.00 fee if any work starts before the permit is picked up. PHONE: <u>x 8793</u>		

For the city

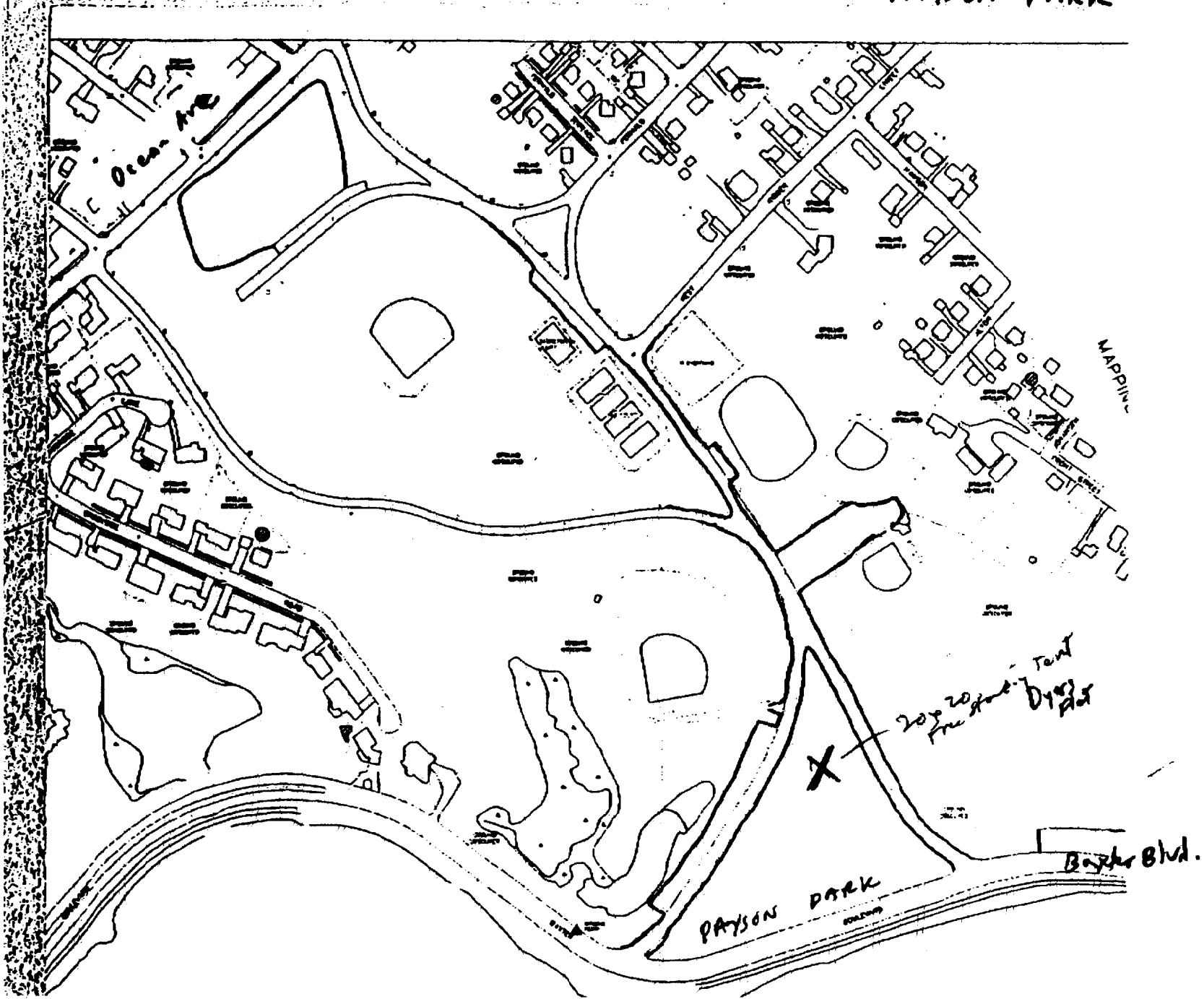
IF THE REQUIRED INFORMATION IS NOT INCLUDED IN THE SUBMISSIONS THE PERMIT WILL BE AUTOMATICALLY DENIED AT THE DISCRETION OF THE BUILDING/PLANNING DEPARTMENT, WE MAY REQUIRE ADDITIONAL INFORMATION IN ORDER TO APPROVE THIS PERMIT.

I hereby certify that I am the Owner of record of the named property, or that the owner of record authorizes the proposed work and that I have been authorized by the owner to make this application as his/her authorized agent. I agree to conform to all applicable laws of this jurisdiction. In addition, if a permit for work described in this application is issued, I certify that the Code Official's authorized representative shall have the authority to enter all areas covered by this permit at any reasonable hour to enforce the provisions of the codes applicable to this permit.

Signature of applicant: <u>[Signature]</u>	Date: <u>6-5-2002</u>
--------------------------------------------	-----------------------

This is NOT a permit, you may not commence ANY work until the permit is issued. If you are in a Historic District you may be subject to additional permitting and fees with the Planning Department on the 4th floor of City Hall

PAYSON PARK



Certificate of Flame Resistance



REGISTERED APPLICATION CONCERN No.

GA-217

ISSUED BY
JOHN BOYLE & COMPANY, INC.
Salisbury Road
Seasville, NC 28677
704-872-8151

Date treated or manufactured

This is to certify that the materials described below have been flame-retardant treated (or are inherently nonflammable).

FOR _____ ADDRESS _____
CITY _____ STATE _____

Certification is hereby made that: (Check "a" or "b")

(a) The articles described below this Certificate have been treated with a flame-retardant chemical approved and registered by the State Fire Marshal and that the application of said chemical was done in conformance with the laws of the State of California and the Rules and Regulations of the State Fire Marshal.

Name of chemical used _____ Chem. Reg. No. _____

Method of application _____

(b) The articles described below are made from a flame-resistant fabric or material registered and approved by the State Fire Marshal for such use.

Trade name of flame-resistant fabric or material used _____ Reg. No. _____

The Flame-Retardant Process Used WILL NOT Be Removed By Washing

JOHN BOYLE & COMPANY, INC.

JOHN BOYLE & COMPANY, INC.

By Walter Conize
Specialty Products Manager

Name of Applicant or Production Superintendent

SOLD TO:

EIDE IND INC
16215 PIUMA AVENUE

CERRITOS
CA 90703


CONTROL#-->04796
ORDER#---->00751
INVOICE#-->468397
MFG DATE--> 2-01-2001
QUANTITY--> 40.00

PO 5463

STYLE----->510
DESCRIPTION---->61 510/1310 DKGRN PATIO/PROTEC
REGISTER NO.---->F-121.4
CALENDAR NO.---->81-73 SM

Sell Certified Flame-Retardant Fabrics By BOYLE
Your product will meet the rigid specifications of the California Fire Marshal.

JOHN BOYLE & COMPANY AND DISTRIBUTORS

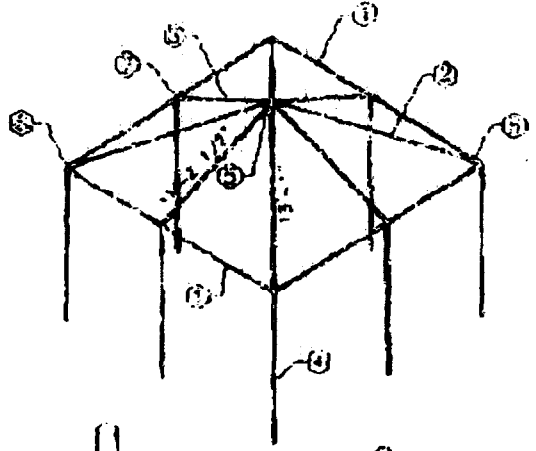
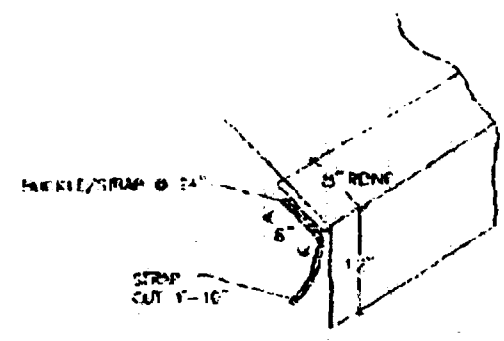
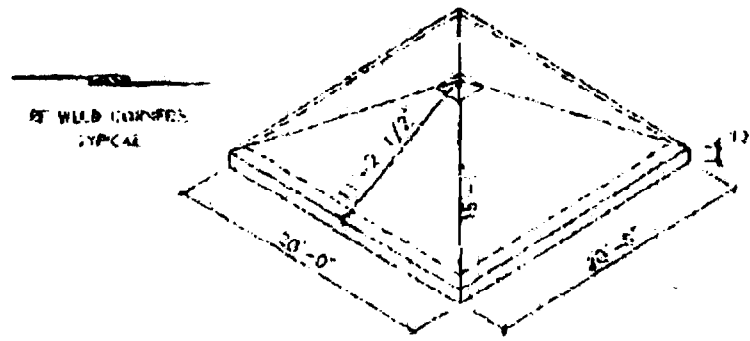
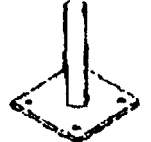




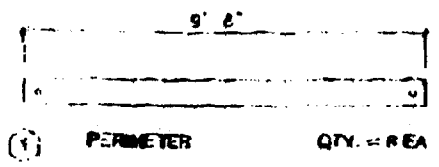


NOTES:

1. <input type="checkbox"/> COMPLETE <input type="checkbox"/> FRAME <input type="checkbox"/> RECOVER
2. <input type="checkbox"/> W/C <input type="checkbox"/> SHIP <input type="checkbox"/> METAL <input type="checkbox"/> DEL.
3. QUANTITY: <input type="checkbox"/> NO <input type="checkbox"/> YES
4. POWER/CUT: NO YES
5. ATTACHMENT LB DN BS

6. GALVANNE: <input type="checkbox"/> NONE	7. LOCAL: <input type="checkbox"/> NONE
8. SPACING: NONE NEW	9. COLOR:
STANDARD SCRLOPP #13 UNLESS OTHERWISE SPECIFIED	

REV.	DESCRIPTION	DATE	BY	CHKD
A	NEW PWD DRAWING NUMBER	12-4-02	BT	
B	UPDATED MATERIAL DWG	07/20/02	AP	
C	UPDATED MATERIAL DWG & TAGS/LEN	07/20/02	AP	



ASSEMBLY INSTRUCTIONS

- ASSEMBLE ITEM (1) WITH THE CORNER FITTINGS (2) AND CENTER FITTINGS (3) TO COMPLETE THE PERIMETER.
- INSERT THE RAFTERS (2) & (3) INTO THE CORNERS & CENTER FITTINGS (1) & (3) AND TO THE UPRIGHT (4). REMOVE THE BOLT AND NUT FROM THE CORNER FITTING PRIOR TO ASSEMBLY AND DISASSEMBLY.
- INSTALL THE CANOPY OVER THE FRAME BY ATTACHING THE CORNERS FIRST.
- RAISE ONE SIDE OF THE FRAME AND INSERT 3 LEGS (4). RAISE THE OPPOSITE SIDE AND INSTALL THE 3 LEGS (4) AND DO THE SAME FOR THE REMAINING 2 LEGS (4).

5/16" x 2 1/2" ROD WITH 5/16" NUT
 QTY. = 24 EA.
 W/RT 8 FLS CHISELED AND 8 BOLTS & NUTS.