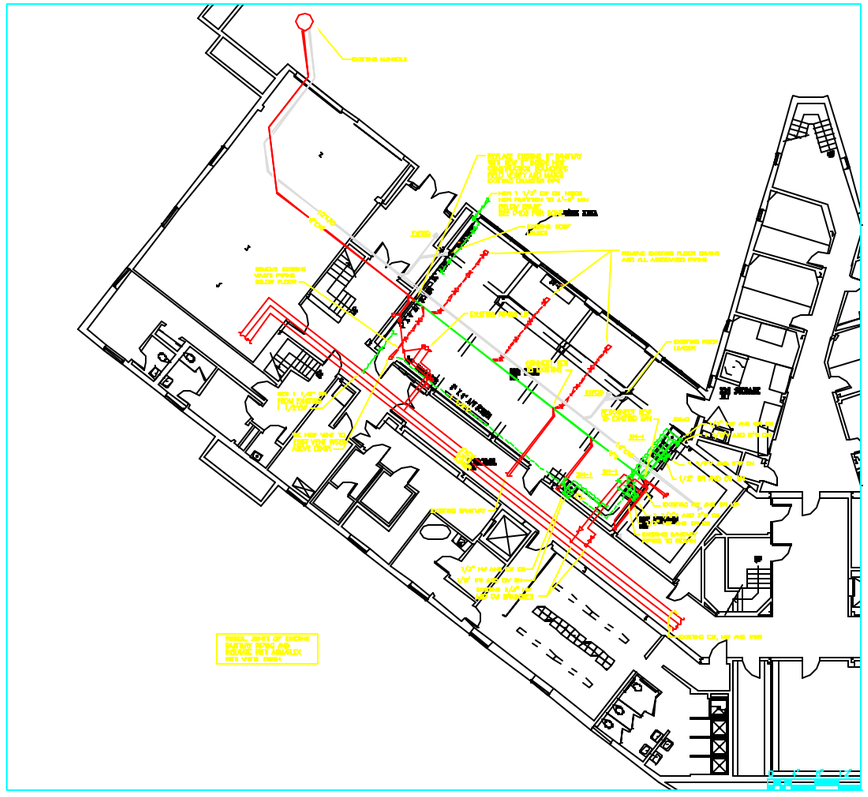

PLUMBING PART PLAN
GROUND FLOOR
SCALE 1/8 = 1'-0"

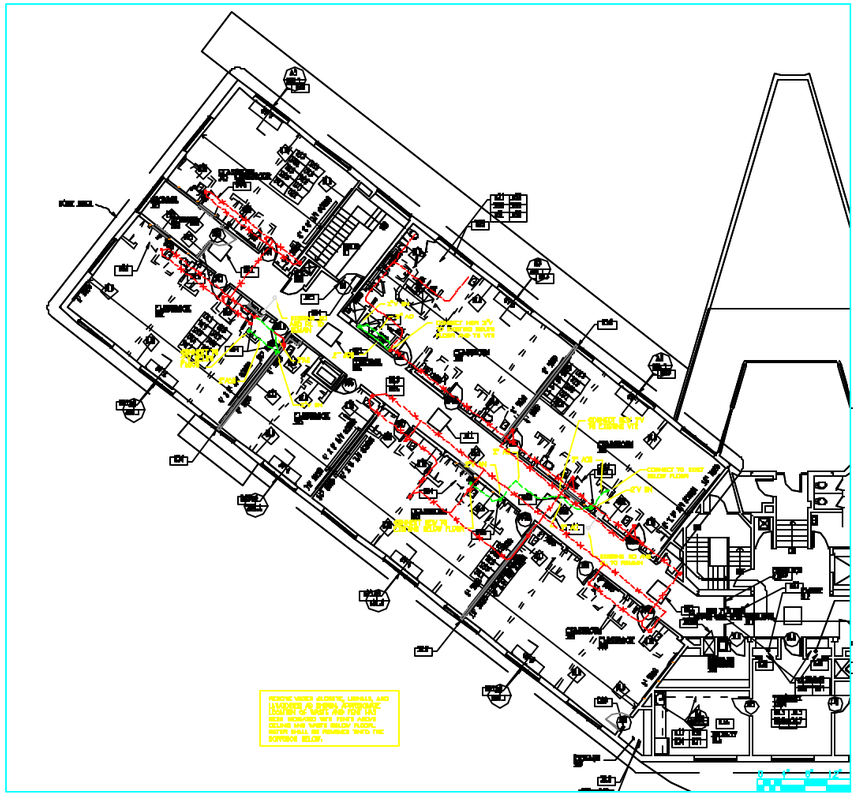

PLUMBING PART PLAN
SECOND FLOOR
SCALE 1/8 = 1'-0"

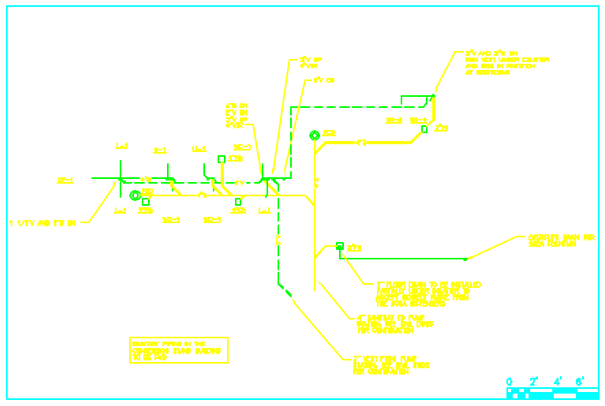

PLUMBING DRAINAGE PLAN
CONCESSION STAND
SCALE 1/4 = 1'-0"

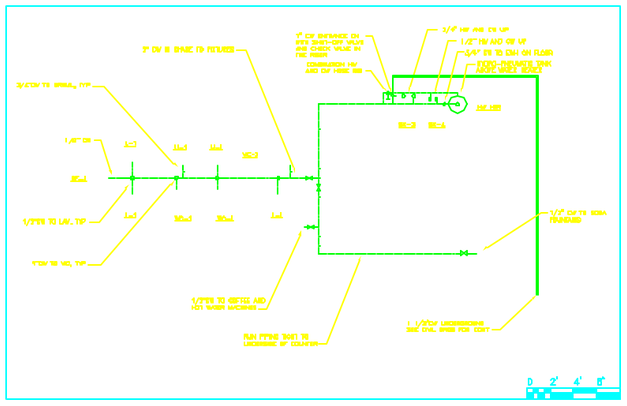

PLUMBING SUPPLY PLAN
CONCESSION STAND
SCALE 1/4 = 1'-0"

PLUMBING FIXTURE SCHEDULE

LABEL	DESCRIPTION	SAN	VENT	HW	CW	GAS	REMARKS	NTG HT
SK-1	SINGLE COMPARTMENT	8"	1 1/2"	1/2"	1/2"	----	COUNTER MOUNTED	----
SK-2	SINGLE COMPARTMENT	3"	1 1/2"	1/2"	1/2"	----	FREE STANDING	----
SK-3	SINGLE COMPARTMENT POT SINK	2"	2"	3/4"	3/4"	----	COUNTER MOUNTED -- SANITARY PIPING TO BE PVC	----
SK-4	HAND SINK	4"	1 1/2"	1/2"	1/2"	----	COUNTER MOUNTED -- SANITARY PIPING TO BE PVC	----
L-1	LAVATORY	3"	1 1/2"	1/2"	1/2"	----	SANITARY PIPING TO BE PVC	----
WC-1	WATER CLOSET HANDICAP	4"	2"	---	1"	----	FULL MOUNTED -- HANDICAP USE, SCREW-IN TO THAT THE FLUSH VALVE HANDLE IS FRONT THE WIDE SIDE OF THE STALL SANITARY PIPING TO BE PVC	18"
U-1	URINAL HANDICAP	2"	1 1/2"	---	3/4"	----	SANITARY PIPING TO BE PVC	17"
U-2	URINAL	3"	1 1/2"	---	3/4"	----	SANITARY PIPING TO BE PVC	24"

PLUMBING LEGEND

- EXISTING PIPING TO BE REMOVED
- NEW SANITARY PIPING BELOW GROUND
- NEW SANITARY PIPING ABOVE GROUND
- NEW VENT PIPING ABOVE GROUND
- NEW COLD WATER PIPING
- NEW HOT WATER PIPING
- NEW HOT WATER RETURN PIPING
- EXISTING SANITARY PIPING BELOW GROUND
- EXISTING SANITARY PIPING ABOVE GROUND
- EXISTING VENT PIPING ABOVE GROUND
- EXISTING COLD WATER PIPING
- EXISTING HOT WATER PIPING
- EXISTING HOT WATER RETURN PIPING
- FD FLOOR DRAIN
- FCO FLOOR CLEANOUT
- WCO WALL CLEANOUT
- CO CLEANOUT
- SK SINK (REFER TO INSTALLATION DATA SCHEDULE)
- VTR VENT THROUGH ROOF
- SF SAFETY PIPING
- RD ROOF DRAIN
- RL RAIN LEADER
- AC ABOVE CEILING
- ACR ABOVE CEILING BOTH

PLUMBING FLOOR PLANS
LEGEND AND SCHEDULE

AWG SDB

P10.1

Xref I:\school\00170\acad_dwg\tbl blk\chevtbl.dwg