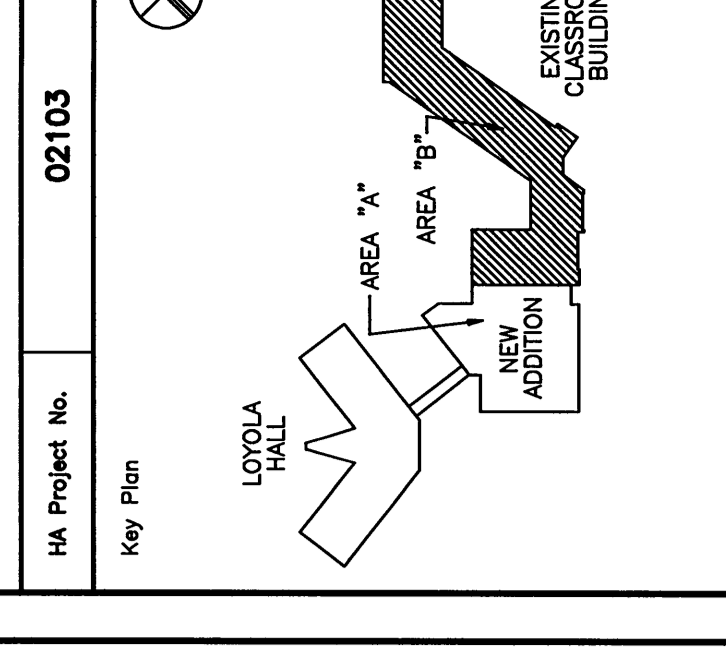


**CHEVERUS HIGH SCHOOL
 PHASE 3-ADDITIONS
 & RENOVATIONS**
 PORTLAND, MAINE



104 Project No. **02103**
 My Plan

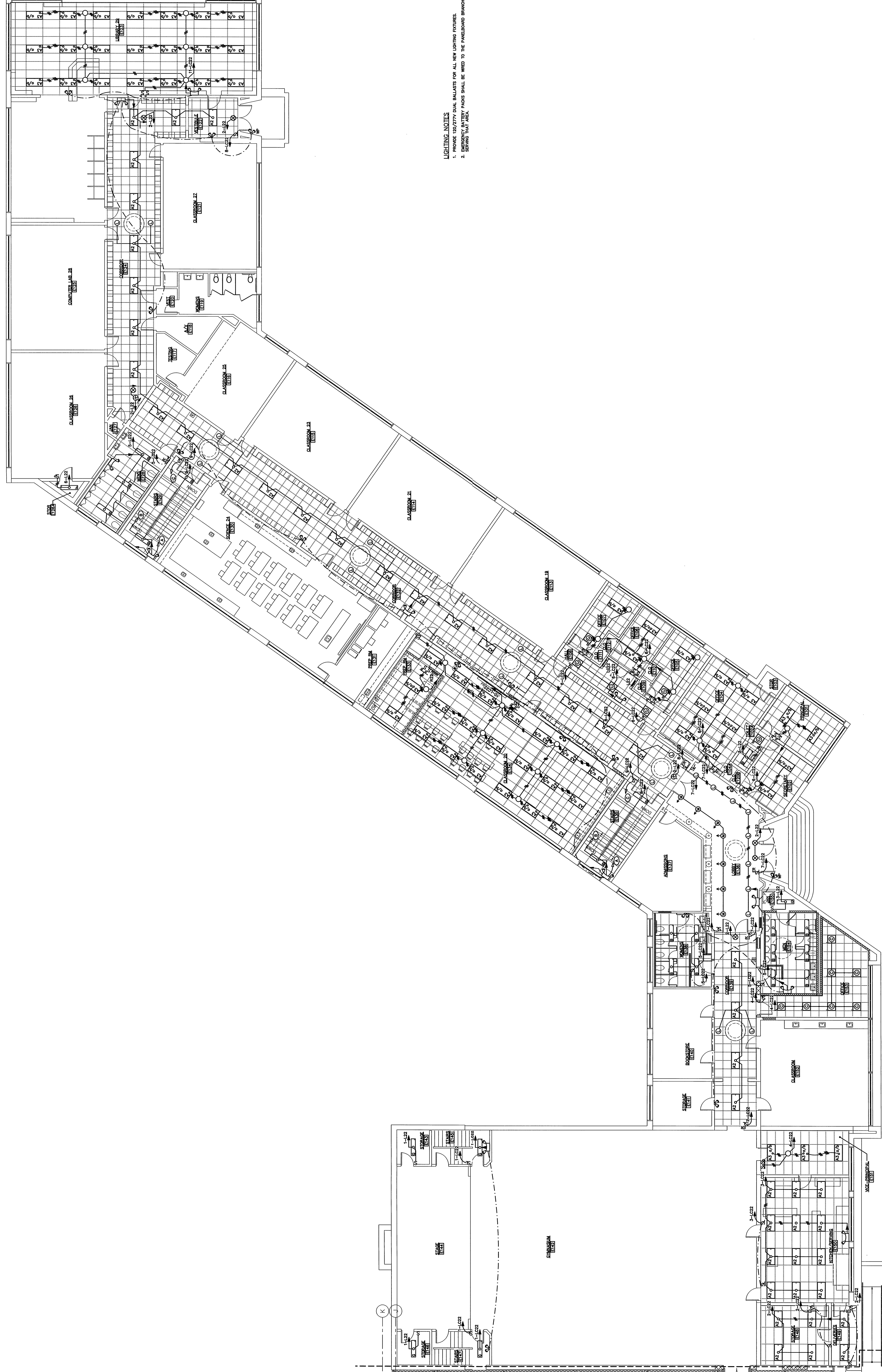
- GENERAL NOTES**
1. CONFIRMED FROM AREA OBSERVATIONS AND OWNER SUPPLIED DATA, FIELD SURVEYING AND PHOTOGRAPHY TO BE CONDUCTED PRIOR TO ANY WORK.
 2. RUN ANY SURFACE WIRING AS NONCONFORMING AS POSSIBLE IN WALL AND CEILING CORNERS WHERE POSSIBLE.
 3. DEVICES WITH AIR TO AIR EXISTING, 30" REPLACE EXISTING, 48" REPLACE NEW.
 4. DEVICES WITH CONTINUOUS LINE TYPE, INDICATE RELOCATE NEW UNLESS OTHERWISE INDICATED.
 5. DEVICES TO BE MOVED TO EXISTING OR NEW LOCATIONS TO REMAIN UNLESS OTHERWISE INDICATED.
 6. DEVICES WITH HIDDEN LINE TYPE, INDICATE REMOVE UNLESS OTHERWISE INDICATED.
 7. HIDDEN LINE TYPE, INDICATE MAINTAIN EXISTING UNLESS OTHERWISE INDICATED.
 8. IMMEDIATELY NOTIFY ENGINEER FOR CORRECTIVE WORK.

NOTED NOTES

1. SEE DRAWING FOR THE LOCATION AND THE LOCATION OF ALL NEW LIGHTING FIXTURES.
2. SEE DRAWING FOR THE LOCATION AND THE LOCATION OF ALL NEW LIGHTING FIXTURES.
3. SEE DRAWING FOR THE LOCATION AND THE LOCATION OF ALL NEW LIGHTING FIXTURES.

LIGHTING NOTES

1. PROVIDE 100/277V DUAL BALLASTS FOR ALL NEW LIGHTING FIXTURES.
2. PROVIDE 100/277V DUAL BALLASTS FOR ALL NEW LIGHTING FIXTURES.
3. PROVIDE 100/277V DUAL BALLASTS FOR ALL NEW LIGHTING FIXTURES.

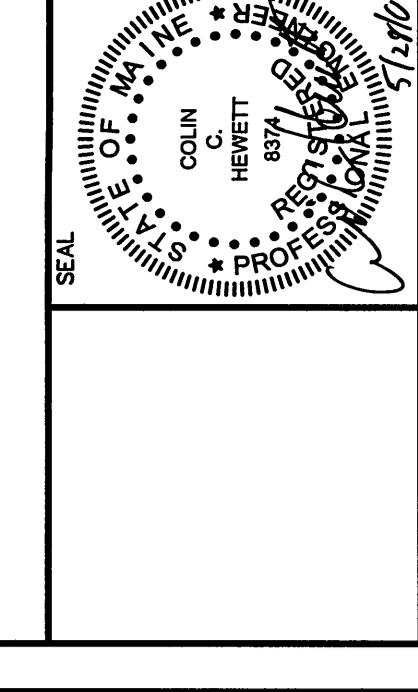


NOTED NOTES

1. SEE DRAWING FOR THE LOCATION AND THE LOCATION OF ALL NEW LIGHTING FIXTURES.
2. SEE DRAWING FOR THE LOCATION AND THE LOCATION OF ALL NEW LIGHTING FIXTURES.
3. SEE DRAWING FOR THE LOCATION AND THE LOCATION OF ALL NEW LIGHTING FIXTURES.

LIGHTING NOTES

1. PROVIDE 100/277V DUAL BALLASTS FOR ALL NEW LIGHTING FIXTURES.
2. PROVIDE 100/277V DUAL BALLASTS FOR ALL NEW LIGHTING FIXTURES.
3. PROVIDE 100/277V DUAL BALLASTS FOR ALL NEW LIGHTING FIXTURES.



James Hewlett & Gifford
 CONSULTING ENGINEERS
 181 MAIN STREET, WINTHROP, MAINE
 TEL: 207-377-1699 FAX: 207-377-1284
 ME Lic. No. 12424

Mark	Date	Description
05-28-04	ISSUED FOR BID	
05-17-04	OWNER REVIEW	

Drawing Status
 PA / RE / COH
 Drawn By: —

Drawing Title
**FIRST FLOOR PLAN LIGHTING
 AREA B**
 Drawing Number

E10.2B
 1/8" = 1'-0"
 0 4 8 12
 FEET
 PROJECT DATE: 05-28-04