

# City of Portland, Maine - Building or Use Permit Application

389 Congress Street, 04101 Tel: (207) 874-8703, Fax: (207) 874-8716

Permit No: 04-0091	Issue Date: <b>PERMIT ISSUED</b> FEB 06 2004	CBL: 153 A025007
-----------------------	--	---------------------

Location of Construction: 33 Kimberly Ct	Owner Name: Nial Construction Inc	Owner Address: 191 State Rd Ste # 2	Phone:
Business Name:	Contractor Name: Pine State Plumbing & Heating	Contractor Address: PO Box 6308 Scarborough	Phone: 2078831200
Lessee/Buyer's Name	Phone:	Permit Type: HVAC	Zone: R3

Past Use: Condo (unit 7) in 4 unit bldg.	Proposed Use: Condo/ Install a Majestic direct vent gas Fireplace	Permit Fee: \$30.00	Cost of Work: \$1,000.00	CEO District: 4
		FIRE DEPT: <input checked="" type="checkbox"/> Approved <input type="checkbox"/> Denied	INSPECTION: Use Group: Heating Type: Heating	

Proposed Project Description: Condo/ Install a Majestic direct vent gas Fireplace	Signature: <i>[Signature]</i>	Signature: <i>[Signature]</i>
PEDESTRIAN ACTIVITIES DISTRICT (P.A.D.)		
Action: <input type="checkbox"/> Approved <input type="checkbox"/> Approved w/Conditions <input type="checkbox"/> Denied		
Signature:	Date:	

Permit Taken By: Idobson	Date Applied For: 02/03/2004	<b>Zoning Approval</b>
-----------------------------	---------------------------------	------------------------

<ol style="list-style-type: none"> <li>This permit application does not preclude the Applicant(s) from meeting applicable State and Federal Rules.</li> <li>Building permits do not include plumbing, septic or electrical work.</li> <li>Building permits are void if work is not started within six (6) months of the date of issuance.</li> <li>False information may invalidate a building permit and stop all work..</li> </ol>	<b>Special Zone or Reviews</b> <input type="checkbox"/> Shoreland <input type="checkbox"/> Wetland <input type="checkbox"/> Flood Zone <input type="checkbox"/> Subdivision <input type="checkbox"/> Site Plan Maj <input type="checkbox"/> Minor <input checked="" type="checkbox"/> MMJ Date: <i>[Signature]</i> 2/3/04	<b>Zoning Appeal</b> <input type="checkbox"/> Variance <input type="checkbox"/> Miscellaneous <input type="checkbox"/> Conditional Use <input type="checkbox"/> Interpretation <input type="checkbox"/> Approved <input type="checkbox"/> Denied Date:	<b>Historic Preservation</b> <input checked="" type="checkbox"/> Not in District or Landmark <input type="checkbox"/> Does Not Require Review <input type="checkbox"/> Requires Review <input type="checkbox"/> Approved <input type="checkbox"/> Approved w/Conditions <input type="checkbox"/> Denied Date: <i>[Signature]</i>
--	--	---	---

### CERTIFICATION

I hereby certify that I am the owner of record of the named property, or that the proposed work is authorized by the owner of record and that I have been authorized by the owner to make this application as his authorized agent and I agree to conform to all applicable laws of this jurisdiction. In addition, if a permit for work described in the application is issued, I certify that the code official's authorized representative shall have the authority to enter all areas covered by such permit at any reasonable hour to enforce the provision of the code(s) applicable to such permit.

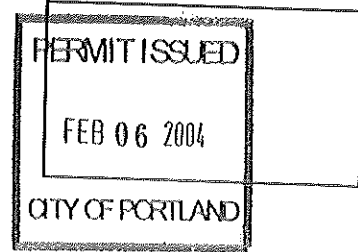
SIGNATURE OF APPLICANT	ADDRESS	DATE	PHONE
RESPONSIBLE PERSON IN CHARGE OF WORK, TITLE		DATE	PHONE

153# 025007



FILL IN AND SIGN WITH INK

# APPLICATION FOR PERMIT HEATING OR POWER EQUIPMENT



To the INSPECTOR OF BUILDINGS, PORTLAND, ME.

The undersigned hereby applies for a permit to install the following heating, cooking or power equipment in accordance with the Laws of Maine, the Building Code of the City of Portland, and the following specifications:

Location / CBL 33 Kimberly Court Use of Building Residence Date 2/2/04  
Name and address of owner of appliance Larry Sturdivant

Installer's name and address Pine State Plumbing + Heating  
5 Industry Rd. So. Portland, Me 04106 Telephone 321-2261

### Location of appliance:

- Basement
- Floor
- Attic
- Roof

### Type of Fuel:

- Gas
- Oil
- Solid

Appliance Name: Majestic direct vent fireplace

U.L. Approved  Yes  No

Will appliance be installed in accordance with the manufacture's installation instructions?  Yes  No

IF NO Explain: \_\_\_\_\_

### The Type of License of Installer:

- Master Plumber # \_\_\_\_\_
- Solid Fuel # \_\_\_\_\_
- Oil # \_\_\_\_\_
- Gas # PNT 552
- Other \_\_\_\_\_

### Type of Chimney:

Masonry Lined  
Factory built \_\_\_\_\_

Metal  
Factory Built U.L. Listing # \_\_\_\_\_

Direct Vent  
Type \_\_\_\_\_ UL# \_\_\_\_\_

### Type of Fuel Tank

- Oil
- Gas

Size of Tank \_\_\_\_\_

Number of Tanks \_\_\_\_\_

Distance from Tank to Center of Flame \_\_\_\_\_ feet.

Cost of Work: \$ 1000.00

Permit Fee: \$ \_\_\_\_\_

### Approved

Fire: (Signature)

Ele.: \_\_\_\_\_

Bldg.: \_\_\_\_\_

### Approved with Conditions

- See attached letter or requirement

Signature of Installer

(Signature)

Inspector's Signature

Date Approved

White - Inspection

Yellow - File

Pink - Applicant's

Gold - Assessor's Copy

# MAJESTIC<sup>®</sup> *Fireplaces*



*Rear Vented  
Direct Vent  
Models*

**DVR33**

**DVR36**

**DVR39**

## Installation Instructions & Homeowner's Manual

**WARNING! IF THE INFORMATION IN THIS MANUAL IS NOT FOLLOWED EXACTLY, A FIRE OR EXPLOSION MAY RESULT CAUSING PROPERTY DAMAGE, PERSONAL INJURY OR LOSS OF LIFE.**

### **FOR YOUR SAFETY**

**WHAT TO DO IF YOU SMELL GAS:**

- \* Do not try to light any appliance.
- \* Do not touch any electric switch
- \* Do not use any phone in your building.
- \* Immediately call your gas supplier from your neighbours phone. Follow the gas suppliers instructions.
- \* If you cannot reach your gas supplier call the fire department.

### **FOR YOUR SAFETY**

**DO NOT STORE  
OR USE GASOLINE OR OTHER  
FLAMMABLE VAPOURS AND LIQUIDS  
IN THE VICINITY OF THIS OR ANY  
OTHER APPLIANCE.**

- \* Installation and service must be performed by a qualified installer, service agency or your gas supplier.



THE CPA  
**MAJESTIC**  
PRODUCTS COMPANY  
475 Admiral Blvd.  
Mississauga, Ontario, Canada  
L5T 2N1

THE  
**MAJESTIC**  
PRODUCTS COMPANY

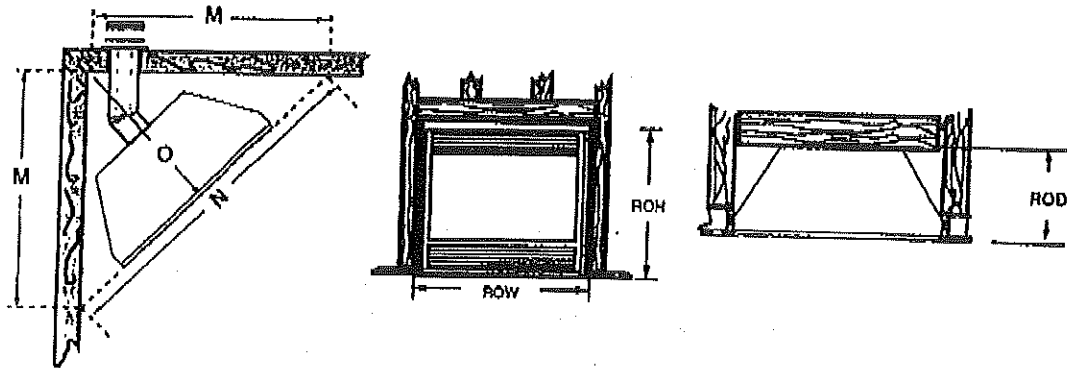
1000 East Market Street  
Huntington, Indiana, U.S.A.  
46750



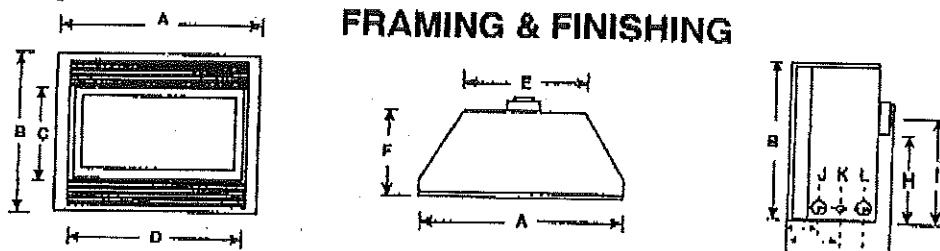
**INSTALLER: DO NOT DISCARD THIS MANUAL - LEAVE FOR HOMEOWNER**

10001029  
10/98 Rev. 0

# FIREPLACE DIMENSIONS



## FRAMING & FINISHING



**MODEL DVR33**

A	33"	838mm
B	28 <sup>7</sup> / <sub>8</sub> "	733mm
C	16 <sup>3</sup> / <sub>8</sub> "	416mm
D	31"	787mm
E	22 <sup>1</sup> / <sub>16</sub> "	560mm
F	11 <sup>1</sup> / <sub>2</sub> "	292mm
G	14 <sup>3</sup> / <sub>4</sub> "	375mm
H	15 <sup>5</sup> / <sub>8</sub> "	397mm
I	19 <sup>1</sup> / <sub>4</sub> "	489mm
J	5"	127mm
K	7 <sup>1</sup> / <sub>2</sub> "	191mm
L	8 <sup>1</sup> / <sub>2</sub> "	216mm
M	36"	914mm
N	51"	1295mm
O	25 <sup>1</sup> / <sub>2</sub> "	648mm
ROD	12"	305mm
ROW	33 <sup>1</sup> / <sub>2</sub> "	851mm
ROH	29"	737mm

Table 1

**MODEL DVR36**

A	36"	914mm
B	34 <sup>1</sup> / <sub>4</sub> "	870mm
C	21"	533mm
D	33"	838mm
E	20"	508mm
F	14"	356mm
G	17"	432mm
H	18 <sup>1</sup> / <sub>2</sub> "	470mm
I	22 <sup>1</sup> / <sub>4</sub> "	565mm
J	5 <sup>1</sup> / <sub>4</sub> "	132mm
K	7 <sup>3</sup> / <sub>4</sub> "	197mm
L	10 <sup>3</sup> / <sub>4</sub> "	273mm
M	40"	1016mm
N	56"	1422mm
O	28 <sup>5</sup> / <sub>8</sub> "	727mm
ROD	14 <sup>1</sup> / <sub>2</sub> "	368mm
ROW	36 <sup>1</sup> / <sub>2</sub> "	927mm
ROH	34 <sup>3</sup> / <sub>4</sub> "	883mm

Table 2

**MODEL DVR39**

A	39"	991mm
B	34 <sup>1</sup> / <sub>4</sub> "	870mm
C	21"	533mm
D	36"	914mm
E	24"	610mm
F	16"	406mm
G	19"	483mm
H	18 <sup>1</sup> / <sub>2</sub> "	470mm
I	22 <sup>1</sup> / <sub>4</sub> "	565mm
J	6"	152mm
K	8"	203mm
L	12 <sup>1</sup> / <sub>2</sub> "	318mm
M	44"	1118mm
N	62 <sup>1</sup> / <sub>4</sub> "	1581mm
O	31 <sup>1</sup> / <sub>8</sub> "	790mm
ROD	16 <sup>1</sup> / <sub>2</sub> "	419mm
ROW	39 <sup>1</sup> / <sub>2</sub> "	1003mm
ROH	34 <sup>3</sup> / <sub>4</sub> "	883mm

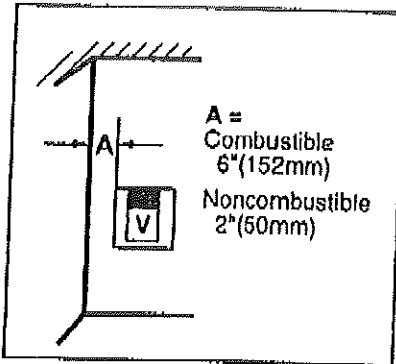
Table 3

Fig. 2

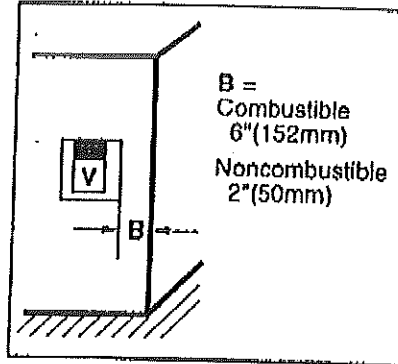
## Termination Clearances

Termination clearances for buildings with combustible and noncombustible exteriors.

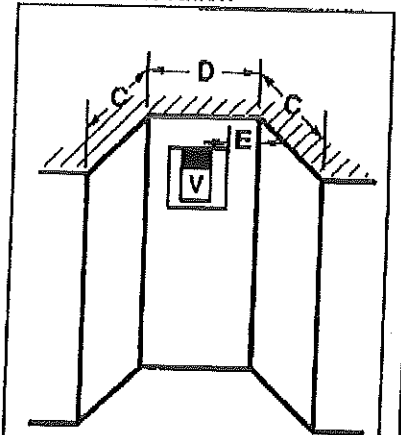
### Inside Corner



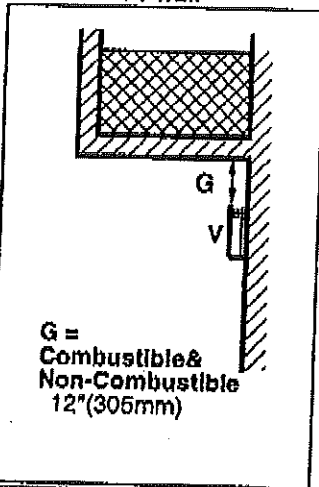
### Outside Corner



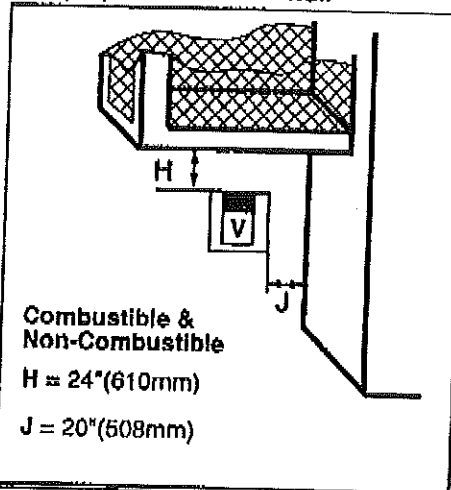
### Recessed Location



### Balcony - with no side wall



### Balcony - with perpendicular side wall



C = Maximum depth of 48"  
(1219mm) for recessed  
location.  
D = Minimum width for back wall  
of a recessed location.  
Combustible 38" (965mm)  
Noncombustible 24" (610mm)  
E = Clearance from corner in  
recessed location.  
Combustible 6" (152mm)  
Noncombustible 2" (50mm)

Fig. 11

## REAR VENTING APPLICATIONS

**Note:** It is not necessary to seal the vent pipe joints for any rear vent applications.

Minimum clearances between vent pipe and combustible materials are as follows:

Top - 2" (50 mm)

Sides - 1" (25 mm)

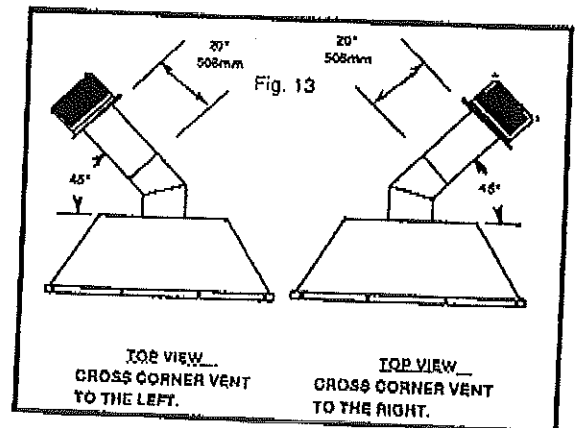
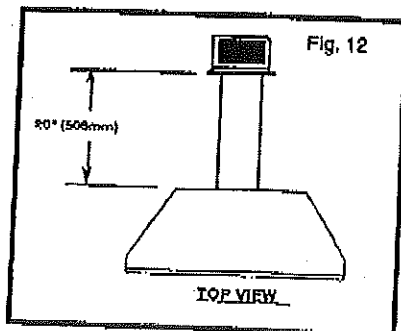
Bottom - 1" (25 mm)

**Note:** Vent Starter Kit Model 7DVRVT must be used in rear vent applications.

Maximum Vent Length ..... 20" - Fig. 12

..... 20" - With 45° Elbow

Maximum Number of Elbows ..... One 45° Elbow - Fig. 13



**City of Portland, Maine - Building or Use Permit**

389 Congress Street, 04101 Tel: (207) 874-8703, Fax: (207) 874-8716

Permit No: 04-0094	Date Applied For: 02/03/2004	CBL: 153 A025007
-----------------------	---------------------------------	---------------------

Location of Construction: 33 Kimberly Ct	Owner Name: Nial Construction Inc	Owner Address: 191 State Rd Ste # 2	Phone:
Business Name:	Contractor Name: Pine State Plumbing & Heating	Contractor Address: PO Box 6308 Scarborough	Phone (207) 883-1200
Lessee/Buyer's Name	Phone:	Permit Type: HVAC	

Proposed Use: Condo/ Install a Majestic direct vent gas Fireplace	Proposed Project Description: Condo/ Install a Majestic direct vent gas Fireplace
--	--

Dept: Zoning      Status: Approved      Reviewer: Marge Schmuckal      Approval Date: 02/03/2004  
 Note:      Ok to Issue:

Dept: Building      Status: Approved      Reviewer: Tammy Munson      Approval Date: 02/04/2004  
 Note:      Ok to Issue:

Dept: Fire      Status: Approved with Conditions      Reviewer: Lt. MacDougal      Approval Date: 02/04/2004  
 Note:      Ok to Issue:   
 1) propane tank shall require a permit