


### D-Series Size 1 LED Wall Luminaire



**Specifications Luminaire**

Width: 13.34" (340mm) | Weight: 12 lbs (5.4kg)

Depth: 10" (254mm) | Height: 6.38" (162mm)

**Back Box (BBW, ELCW)**

Width: 13.34" (340mm) | Weight: 5 lbs (2.3kg)

Depth: 4" (102mm) | Height: 6.38" (162mm)

**Introduction**

The D-Series Wall Luminaire is a stylish, fully integrated LED solution for building-mount applications. It features a sleek, modern design and is carefully engineered to provide long-lasting, energy-efficient lighting with a variety of optical and control options for customized performance.

With an expected service life of over 20 years of nighttime use and up to 74% in energy savings over comparable ZENON metal halide luminaires, the D-Series Wall is a reliable, low-maintenance lighting solution that produces sites that are exceptionally illuminated.

**Ordering Information** EXAMPLE: DSXW1 LED 20C 1000 40K T3M MVOLT DDBTXD


Series	Performance Package	Distribution	Voltage	Mounting	Control Options	Other Options	Finish
DSXW1 LED	10K	T5	120V	Shipped installed	FE	SH	Black
	20K	T5	120V	Shipped installed	FE	SH	Black
	30K	T5	120V	Shipped installed	FE	SH	Black
	40K	T5	120V	Shipped installed	FE	SH	Black
	50K	T5	120V	Shipped installed	FE	SH	Black
	60K	T5	120V	Shipped installed	FE	SH	Black
	70K	T5	120V	Shipped installed	FE	SH	Black
	80K	T5	120V	Shipped installed	FE	SH	Black
	90K	T5	120V	Shipped installed	FE	SH	Black
	100K	T5	120V	Shipped installed	FE	SH	Black
	110K	T5	120V	Shipped installed	FE	SH	Black
	120K	T5	120V	Shipped installed	FE	SH	Black
	130K	T5	120V	Shipped installed	FE	SH	Black
	140K	T5	120V	Shipped installed	FE	SH	Black
	150K	T5	120V	Shipped installed	FE	SH	Black
	160K	T5	120V	Shipped installed	FE	SH	Black
	170K	T5	120V	Shipped installed	FE	SH	Black
	180K	T5	120V	Shipped installed	FE	SH	Black
	190K	T5	120V	Shipped installed	FE	SH	Black
	200K	T5	120V	Shipped installed	FE	SH	Black
	210K	T5	120V	Shipped installed	FE	SH	Black
	220K	T5	120V	Shipped installed	FE	SH	Black
	230K	T5	120V	Shipped installed	FE	SH	Black
	240K	T5	120V	Shipped installed	FE	SH	Black
	250K	T5	120V	Shipped installed	FE	SH	Black
	260K	T5	120V	Shipped installed	FE	SH	Black
	270K	T5	120V	Shipped installed	FE	SH	Black
	280K	T5	120V	Shipped installed	FE	SH	Black
	290K	T5	120V	Shipped installed	FE	SH	Black
	300K	T5	120V	Shipped installed	FE	SH	Black
	310K	T5	120V	Shipped installed	FE	SH	Black
	320K	T5	120V	Shipped installed	FE	SH	Black
	330K	T5	120V	Shipped installed	FE	SH	Black
	340K	T5	120V	Shipped installed	FE	SH	Black
	350K	T5	120V	Shipped installed	FE	SH	Black
	360K	T5	120V	Shipped installed	FE	SH	Black
	370K	T5	120V	Shipped installed	FE	SH	Black
	380K	T5	120V	Shipped installed	FE	SH	Black
	390K	T5	120V	Shipped installed	FE	SH	Black
	400K	T5	120V	Shipped installed	FE	SH	Black
	410K	T5	120V	Shipped installed	FE	SH	Black
	420K	T5	120V	Shipped installed	FE	SH	Black
	430K	T5	120V	Shipped installed	FE	SH	Black
	440K	T5	120V	Shipped installed	FE	SH	Black
	450K	T5	120V	Shipped installed	FE	SH	Black
	460K	T5	120V	Shipped installed	FE	SH	Black
	470K	T5	120V	Shipped installed	FE	SH	Black
	480K	T5	120V	Shipped installed	FE	SH	Black
	490K	T5	120V	Shipped installed	FE	SH	Black
	500K	T5	120V	Shipped installed	FE	SH	Black

**Accessories**

DSXW1-1000-40K-T3M-MVOLT-DDBTXD

One Lithonia Way • Corvallis, Georgia 30022 • Phone: 800.279.8041 • Fax: 770.918.1229 • www.lithonia.com

### D-Series Size 1 LED Area Luminaire



**Specifications**

EPA: 1.2 ft (365mm) | Length: 33" (838mm) | Width: 13" (330mm) | Height (mount): 27 lbs (12.2kg)

**Introduction**

The modern styling of the D-Series is striking yet unobtrusive - making a bold, progressive statement even as it blends seamlessly with its environment.

The D-Series distills the benefits of the latest in LED technology into a high performance, high efficacy, long-life luminaire. The outstanding photometric performance results in sites with excellent uniformity, greater pole spacing and lower power density. It is ideal for replacing 100-400W metal halide in pedestrian and area lighting applications with typical energy savings of 65% and expected service life of over 100,000 hours.

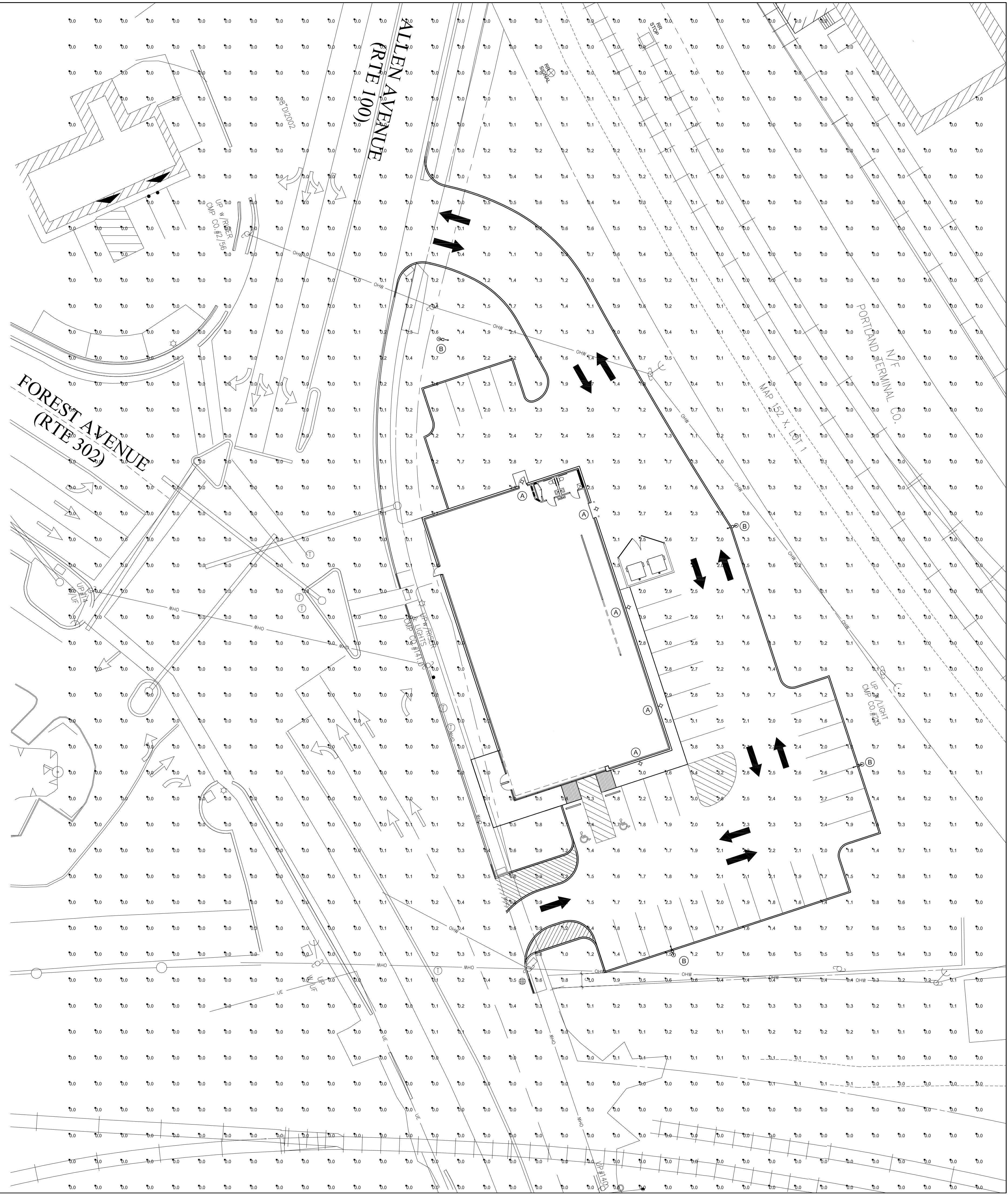
**Ordering Information** EXAMPLE: DSX1 LED 60C 1000 40K T3M MVOLT SPA DDBXD

Series	LEDs	Power (watts)	Color	Distribution	Voltage	Mounting	Control Options	Other Options	Finish
DSX1 LED	10K	30W	3000K	T5	120V	Shipped installed	FE	SH	Black
	20K	60W	3000K	T5	120V	Shipped installed	FE	SH	Black
	30K	90W	3000K	T5	120V	Shipped installed	FE	SH	Black
	40K	120W	3000K	T5	120V	Shipped installed	FE	SH	Black
	50K	150W	3000K	T5	120V	Shipped installed	FE	SH	Black
	60K	180W	3000K	T5	120V	Shipped installed	FE	SH	Black
	70K	210W	3000K	T5	120V	Shipped installed	FE	SH	Black
	80K	240W	3000K	T5	120V	Shipped installed	FE	SH	Black
	90K	270W	3000K	T5	120V	Shipped installed	FE	SH	Black
	100K	300W	3000K	T5	120V	Shipped installed	FE	SH	Black
	110K	330W	3000K	T5	120V	Shipped installed	FE	SH	Black
	120K	360W	3000K	T5	120V	Shipped installed	FE	SH	Black
	130K	390W	3000K	T5	120V	Shipped installed	FE	SH	Black
	140K	420W	3000K	T5	120V	Shipped installed	FE	SH	Black
	150K	450W	3000K	T5	120V	Shipped installed	FE	SH	Black
	160K	480W	3000K	T5	120V	Shipped installed	FE	SH	Black
	170K	510W	3000K	T5	120V	Shipped installed	FE	SH	Black
	180K	540W	3000K	T5	120V	Shipped installed	FE	SH	Black
	190K	570W	3000K	T5	120V	Shipped installed	FE	SH	Black
	200K	600W	3000K	T5	120V	Shipped installed	FE	SH	Black
	210K	630W	3000K	T5	120V	Shipped installed	FE	SH	Black
	220K	660W	3000K	T5	120V	Shipped installed	FE	SH	Black
	230K	690W	3000K	T5	120V	Shipped installed	FE	SH	Black
	240K	720W	3000K	T5	120V	Shipped installed	FE	SH	Black
	250K	750W	3000K	T5	120V	Shipped installed	FE	SH	Black
	260K	780W	3000K	T5	120V	Shipped installed	FE	SH	Black
	270K	810W	3000K	T5	120V	Shipped installed	FE	SH	Black
	280K	840W	3000K	T5	120V	Shipped installed	FE	SH	Black
	290K	870W	3000K	T5	120V	Shipped installed	FE	SH	Black
	300K	900W	3000K	T5	120V	Shipped installed	FE	SH	Black
	310K	930W	3000K	T5	120V	Shipped installed	FE	SH	Black
	320K	960W	3000K	T5	120V	Shipped installed	FE	SH	Black
	330K	990W	3000K	T5	120V	Shipped installed	FE	SH	Black
	340K	1020W	3000K	T5	120V	Shipped installed	FE	SH	Black
	350K	1050W	3000K	T5	120V	Shipped installed	FE	SH	Black
	360K	1080W	3000K	T5	120V	Shipped installed	FE	SH	Black
	370K	1110W	3000K	T5	120V	Shipped installed	FE	SH	Black
	380K	1140W	3000K	T5	120V	Shipped installed	FE	SH	Black
	390K	1170W	3000K	T5	120V	Shipped installed	FE	SH	Black
	400K	1200W	3000K	T5	120V	Shipped installed	FE	SH	Black
	410K	1230W	3000K	T5	120V	Shipped installed	FE	SH	Black
	420K	1260W	3000K	T5	120V	Shipped installed	FE	SH	Black
	430K	1290W	3000K	T5	120V	Shipped installed	FE	SH	Black
	440K	1320W	3000K	T5	120V	Shipped installed	FE	SH	Black
	450K	1350W	3000K	T5	120V	Shipped installed	FE	SH	Black
	460K	1380W	3000K	T5	120V	Shipped installed	FE	SH	Black
	470K	1410W	3000K	T5	120V	Shipped installed	FE	SH	Black
	480K	1440W	3000K	T5	120V	Shipped installed	FE	SH	Black
	490K	1470W	3000K	T5	120V	Shipped installed	FE	SH	Black
	500K	1500W	3000K	T5	120V	Shipped installed	FE	SH	Black

**Accessories**

DSX1-1000-40K-T3M-MVOLT-SPA-DDBXD

One Lithonia Way • Corvallis, Georgia 30022 • Phone: 800.279.8041 • Fax: 770.918.1229 • www.lithonia.com



#### LUMINAIRE SCHEDULE

Symbol	Label	Qty	Catalog Number	Description	Lamp	Mounting	File	Lumens	LLF	Watts
A	5	5	DSXW1 LED WITH 1 LIGHT ENGINE, 10 LED's, 1000mA DRIVER, 4000K LED, TYPE 3 MEDIUM OPTIC	DSXW1 LED WITH 1 LIGHT ENGINE, 10 LED's, 1000mA DRIVER, 4000K LED, TYPE 3 MEDIUM OPTIC	LED	Building 12'-0" AFF	DSXW1_LED_10C_1000_40K_T3M_MVOLT_ies	Absolute	0.95	40
B	4	4	1-DSX1 LED 60C 1000 40K T4M MVOLT House Side Shield 209 Watt	DSX1 LED WITH (2) 30 LED LIGHT ENGINES, TYPE T4M OPTIC, 4000K, @ 1050mA WITH HOUSE SIDE SHIELD	LED	Pole 28'-0" AFG	DSX1_LED_60C_1000_40K_T4M_MVOLT_H_Sides	Absolute	0.95	209

#### STATISTICS

Description	Symbol	Avg	Max	Min	Max/Min	Avg/Min
Calc Zone #1	+	0.2 fc	3.9 fc	0.0 fc	N/A	N/A
Stat Zone #1	X	1.0 fc	3.9 fc	0.1 fc	39.0:1	10.0:1

OWNER: **AutoZone, Inc.**  
123 S. FRONT STREET, 3RD FLOOR  
MEMPHIS, TENNESSEE 38103

PREPARED FOR: **AutoZone STORE DEVELOPMENT**  
Store No.: 3879  
Forest Avenue  
PORTLAND  
ME 04103

SCALE: 1" = 20'-0"

#### REVISIONS

No.	Description
1.	
2.	
3.	
4.	
5.	
6.	
7.	

ARCHITECT: \_\_\_\_\_  
DRAFTSMAN: S.W.  
CHECKED BY: C.S.  
DATE: 03-09-15  
PROTOTYPE SIZE: 65W-L

# PH1.0