KEYED NOTES

1. (2) 1¾" X 11⅞" MICROLAM RIDGE BEAM.
2. DORMER ROOF SYSTEM:
   2x10 @ 16" O.C.
   SIMPSON HANGER @ BEAM
   SIMPSON FRAMING ANCHOR @ PLATE
   ¾" APA RATED SHEATHING
   15# FELT
   8", 0032 ALUM. DRIP EDGE
   ICE & WATER SHIELD 6' @ EAVE
   25 YEAR ORGANIC ASPHALT SHINGLES
   PROPER VENT
   RIDGE VENT
   SOFFIT VENT
3. DORMER WALL:
   VINYL SIDING
   BUILDING WRAP
   ½" APA RATED WALL SHEATING
   2x6 @ 16" O.C.
   R19 BATT INSULATION
   6 MIL VAPOR BARRIER
   ½" G.B. - PTD.
   WOOD BASE - PTD.
4. TYPICAL WINDOW HEADER - (3) 2x8.
5. THIRD FLOOR FRAMING:
   1¾" x 9½" MICROLAM - SISTER @ EA. EXISTING 2x6 FLOOR JOIST
   ¾" T&G PLYWOOD STURDIFLOOR
6. 6x6 POST, INSTALL SIMPSON POST BASE & CAP.
7. (4) 2x BUILT-UP COLUMN WITHIN WALL.
8. BLOCK SOLID WITHIN FLOOR FRAMING.
9. 2'-0" x 2'-0" x 1'-0" THICK CONCRETE FOOTING.
10. R19 BATT INSULATION.
11. THIRD FLOOR CEILING:
    12" BATT INSULATION
    2x8 @ 16" CEILING FRAMING
    1x4 STRAPPING @ 12" O.C.
    6 MIL VAPOR BARRIER
    ½" G.B. CEILING FINISH - PTD.
12. ALIGN WALL WITH EXISTING DORMER HEADER.
13. TYPICAL EXISTING ROOFING SYSTEM:
    STRIP EXISTING SHINGLES/PAPER
    INSPECT & REPAIR DECK AS REQ'D
    INSTALL ASPHALT SHINGLES PER MSHA TECH. SERV. STANDARD - MARCH 3, 2003. FLASH ALL ROOF PENETRATIONS PRIOR TO INSTALLATION OF METAL FLASHING.
14. TYPICAL EXISTING WALL SYSTEM:
    VINYL SIDING OVER EXISTING SIDING - CERTAINTEED "MAIN STREET" OR EQUAL.
    BLOWN IN FIBERGLASS INSULATION TO FILL CAVITY
    6 MIL VAPOR BARRIER OVER EXISTING PLASTER WALL FINISH
    ⅝" G.B. - PTD
15. TYPICAL EXISTING CEILING SYSTEM:
    1x4 STRAPPING @ 12" O.C. OVER EXISTING CEILING FINISH
    ½" G.B. - PTD.
16. EXISTING BRICK FOUNDATION - EXTERIOR TO BE PAINTED.
17. EXISTING RUBBLE FOUNDATION.
18. EXISTING CONCRETE FLOOR.
19. METAL BULKHEAD.
20. 3500 PSI, 8" DIA. CONCRETE PIER (TYP.).
21. EXISTING PORCH:
    SHORE EXISTING PORCH FRAMING
    REMOVE EXISTING PIPE COLUMN FOUNDATION SYSTEM
    INSTALL CONCRETE PIER FOUNDATION SYSTEM
    SECURE & LEVEL PORCH FRAMING
22. 12" THICK BATT INSULATION.

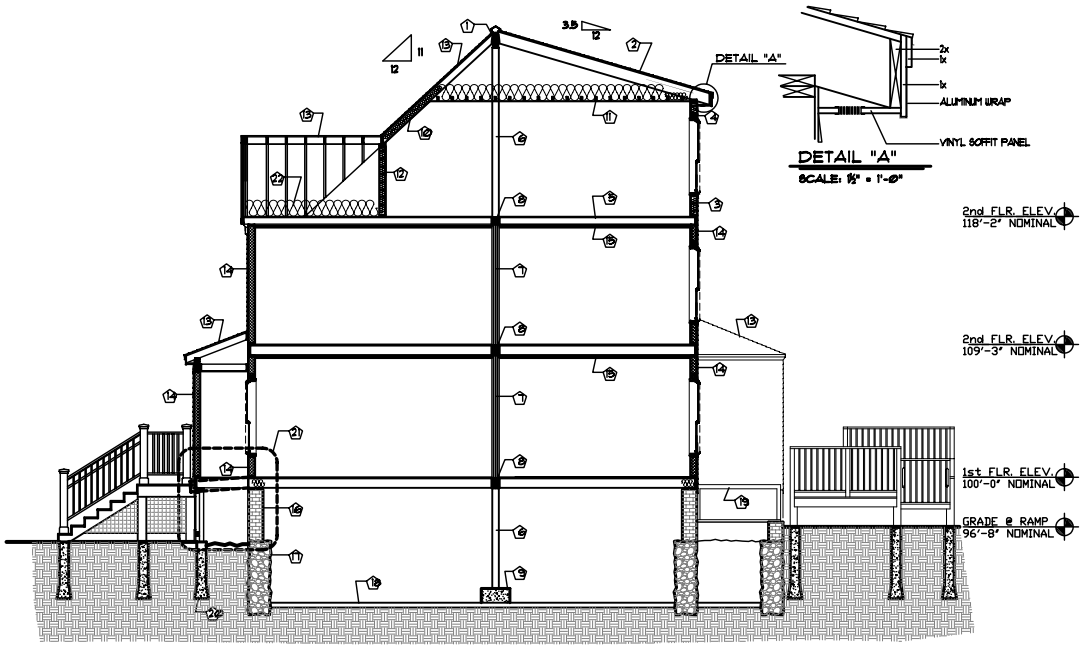

1 A4 BUILDING SECTION
SCALE: 1/4" = 1'-0"

DETAIL "A"
SCALE: 1½" = 1'-0"

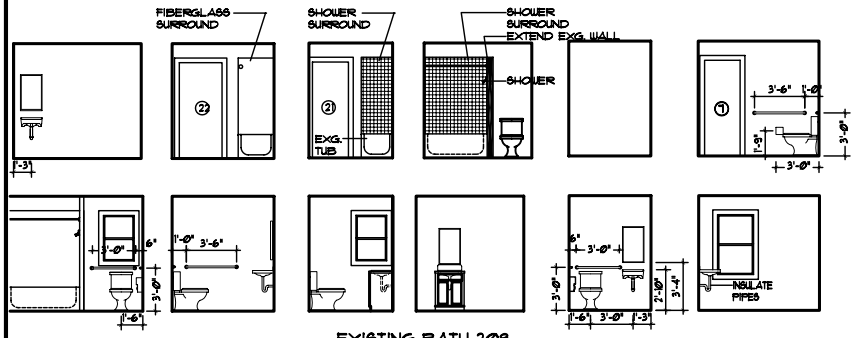

6 A4 BATH 301 - ELEVATIONS
SCALE: 1/4" = 1'-0"

5 A4 EXISTING BATH 208 - ELEVATIONS
SCALE: 1/4" = 1'-0"

4 A4 HC TOILET 107 - ELEVATIONS
SCALE: 1/4" = 1'-0"

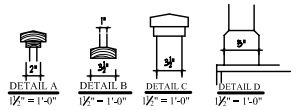

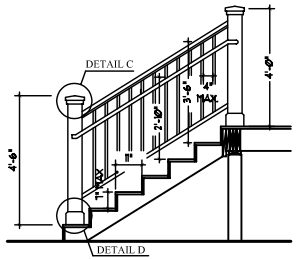

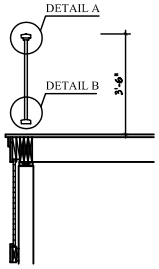

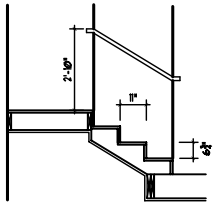

2a A4 STAIR SECTION
SCALE: 1/2" = 1'-0"

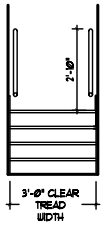

2b A4 STAIR SECTION
SCALE: 1/2" = 1'-0"

Stairs: min. clear tread width - 36", treads - 11" deep with no nosing, risers - 7" max, builder to field verify total rise.

3a A4 TYPICAL EXTERIOR STAIR SECTION
SCALE: 1/2" = 1'-0"

3b A4 TYP. GUARDRAIL
SCALE: 1/2" = 1'-0"

OWNER: SHALOM HOUSE, INC. PORTLAND, MAINE

ARCHETYPE, P.A. ARCHITECTS
48 Union Wharf Portland, Maine 04101
(207) 772-6022 Fax (207) 772-4036

Project: SHALOM HOUSE
1103 FOREST AVENUE PORTLAND, MAINE

Scale: AS NOTED
Date
Revisions:

Drawing: BUILDING SECTION, DETAILS

A.4