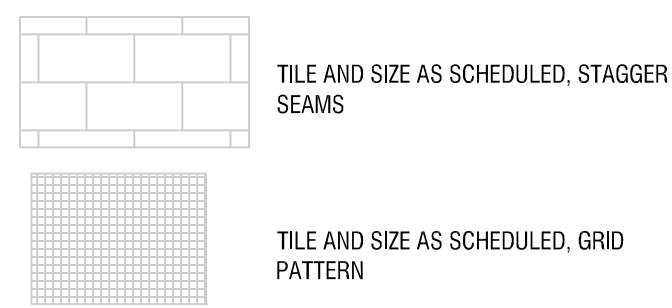
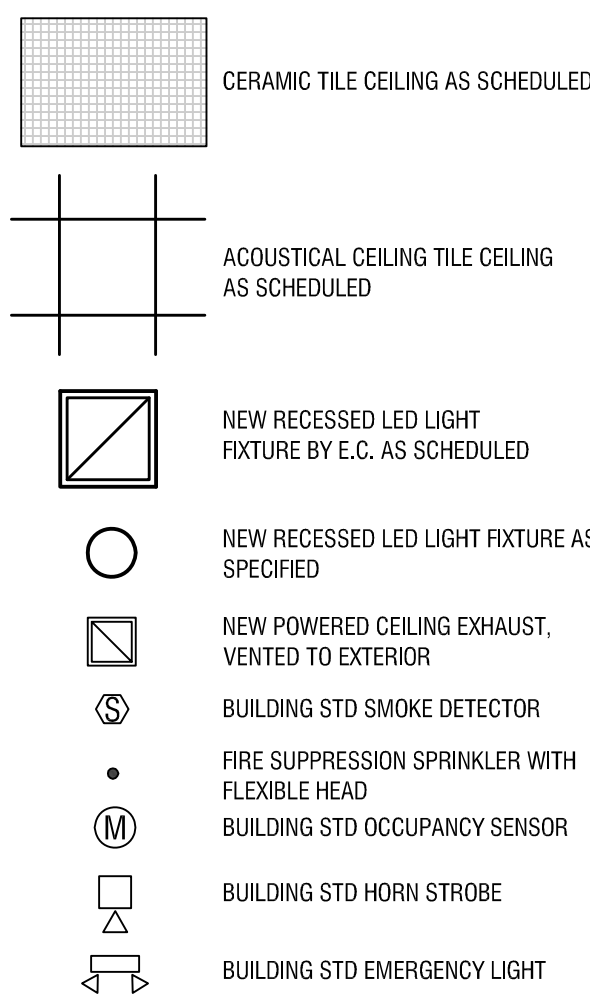


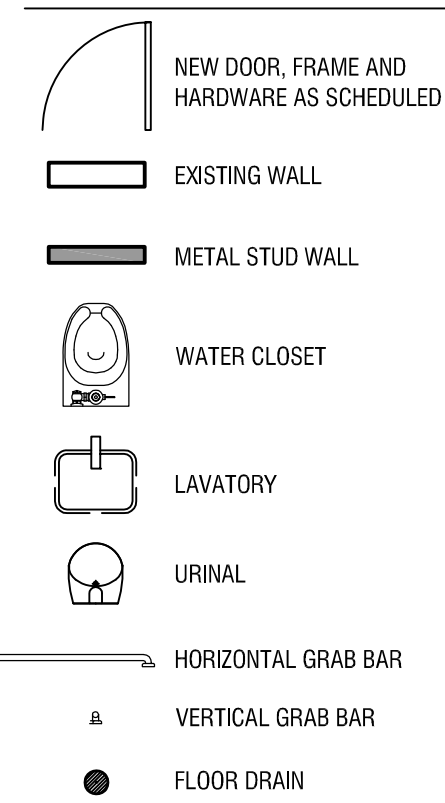
FINISH PLAN LEGEND



CEILING LEGEND



FLOOR PLAN LEGEND



NOTE: ALL CEILING COMPONENTS TO BE INSTALLED CENTERED IN ACOUSTICAL CEILING TILE WHERE APPLICABLE. UNLESS NOTED OTHERWISE, NOTIFY ARCHITECT PRIOR TO INSTALLATION IN THE EVENT AN ELEMENT CAN NOT BE CENTERED.

FINISH AND FIXTURE SCHEDULE

Table with columns: KEYNOTE, LOCATION, MANUFACTURER, MODEL/NAME/COLOR, SIZE, NOTES/COMMENTS. Includes sections for CASEWORK, CARPET AND BASE, PAINT, CEILING, TILE, GROUT, FIXTURES, ACCESSORIES, and LIGHTING.

GENERAL CONSTRUCTION NOTES

- A. ALL WORK IS TO BE DONE PER LOCAL, STATE, AND FEDERAL CODES AND REGULATIONS... B. GENERAL CONTRACTOR TO ENSURE ALL DEBRIS IS COMPLETELY REMOVED... C. GC SHALL PROVIDE SUBMITTALS AND RFS TO ARCHITECT WITH A MINIMUM OF 14 CALENDAR DAYS REVIEW TIME...

GENERAL PLUMBING NOTES

- 1. ALL WORK TO COMPLY WITH APPLICABLE LOCAL, STATE, AND FEDERAL CODES REGARDING PIPING AND FIXTURES... 2. PLUMBING CONTRACTOR TO VERIFY INTEGRITY OF ALL EXISTING ROUGH PLUMBING COMPONENTS INCLUDING EXISTING WASTE LINES...

GENERAL ELECTRICAL NOTES

- 1. ALL WORK SHALL COMPLY WITH ALL APPROPRIATE LOCAL, STATE AND FEDERAL CODES, INCLUDING BUT NOT LIMITED TO, NFPA 70-2008 (NATIONAL ELECTRICAL CODE), NFPA 72-2007 (NATIONAL FIRE ALARM CODE), AND THE BUILDING CODE OF THE STATE OF MAINE...

GENERAL MECHANICAL NOTES

- A. ALL WORK SHALL COMPLY WITH THE MAINE UNIFORM BUILDING CODE, UNIFORM ENERGY CODE, AND ASHRAE STANDARD 62.1 - 2007 VENTILATION FOR ACCEPTABLE INDOOR AIR QUALITY... B. COORDINATE WITH ARCHITECTURAL PLANS FOR LOCATIONS OF ANY FIRE RATED PARTITIONS, WALLS OR SEPARATION...

GENERAL DUCTWORK NOTES

- A. COORDINATE HVAC INSTALLATION WITH STRUCTURE, CEILING, LIGHTING, CONDUIT, AND DOMESTIC PIPING... B. PROVIDE VOLUME DAMPERS FOR EACH OUTLET AND BALANCE SYSTEMS TO AIR FLOW VOLUME WHERE INDICATED...

- 1. ALL FINISH PRODUCTS ARE TO BE INSTALLED IN ACCORDANCE WITH CONTRACT SPECIFICATIONS AND MANUFACTURERS INSTRUCTIONS... 2. APPLY PAINT TO ALL ITEMS IN THE PROJECT SCOPE INCLUDING BUT NOT LIMITED TO: BEAMS, COLUMNS, DOORS, DOOR FRAMES...

Table with columns: REV., DESCRIPTION, DATE, BY, CK, APP, OWNER ENGINEER, APPROVAL STAMP. Includes drawing prepared by LABELIA and accepted by OE.

Logos for CMP ENGINEERING, CENTRAL MAINE POWER, and drawing metadata including date (04/27/2017) and description (FOR PERMIT).

Project title: PORTLAND SERVICE CENTER NOTES, LEGENDS, AND SCHEDULES. SHEET 4 OF 8. PORTLAND - 162 CANCO ROAD MAINE. Includes drawing number A-000 and revision 0-0A.

