Date: 02/25/15
Building Inspection Division
Approved with Conditions

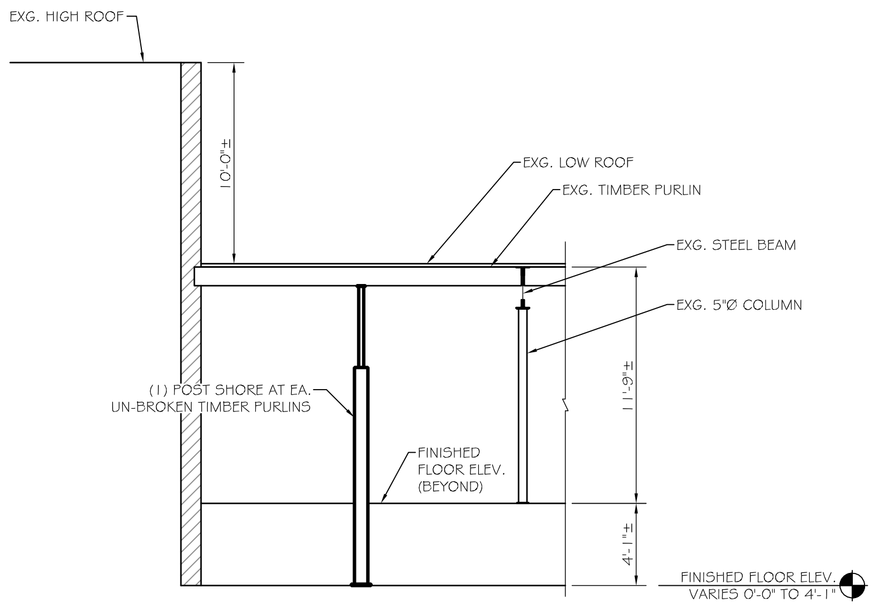

C3 SHORING SECTION

SCALE: 3/16"= 1'-0"

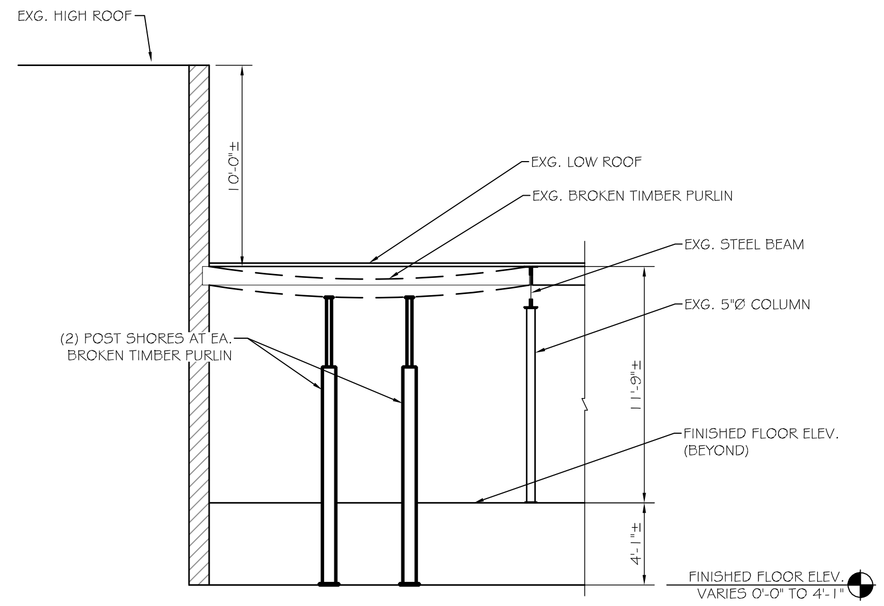

C2 SHORING SECTION

SCALE: 3/16"= 1'-0"

GENERAL STRUCTURAL NOTES

1. ALL WORK SHALL CONFORM TO THE REQUIREMENTS OF ALL APPLICABLE STATE AND LOCAL CODES, INCLUDING BUT NOT LIMITED TO:
   - -IEBC/IBC BUILDING CODE 2009 ED
   - -ANSI-ASCE 7-05
   - -AISI COLD FORMED STEEL DESIGN MANUAL, 2001
   - -ANSI-AF&PA NDS-2005
2. DESIGN LOADS
   - 2.1. GRAVITY ROOF DESIGN LOADS:
     - FLAT ROOF SNOW LOAD — 42 PSF BALANCED DRIFT PER ASCE 7-05
     - ROOF DEAD LOAD — 20 PSF
   - 2.2. LATERAL - WIND: V=98MPH, EXP B, I=1.0, Kd=0.85, Kz=0.71, Kzt=1.0, Qh=15.0 PSF. COMPONENTS AND CLADDING PRESSURES BASED ON ASCE 7-05 AND TRIBUTARY COMPONENT AREA.
     ROOF JOIST NET UPLIFT = 20PSF
   - 2.3. LATERAL - SEISMIC:
     Ss=0.31, S1=0.078, SITE=D, Fa=1.52, Fv=2.4, Sds=0.314, Sd1=0.125, I=1.0, SDC=B, R= 1.5 OPMSW
3. CONTRACTOR SHALL BRING TO THE ATTENTION OF THE ENGINEER ANY CONDITIONS DIFFERENT FROM THOSE SHOWN ON THE DRAWINGS AND ALSO ANY CONDITIONS THAT PREVENT THE CONTRACTOR'S COMPLETION OF THE WORK AS SHOWN ON THE CONSTRUCTION DRAWINGS.
4. ALL WORK SHALL BE PERFORMED BY PERSONS QUALIFIED IN THEIR TRADE AND LICENSED TO PRACTICE SUCH TRADE IN THE STATE IN WHICH THE PROJECT IS LOCATED.
5. THESE DRAWINGS SHALL BE USED IN CONJUNCTION WITH ANY ARCHITECTURAL, MECHANICAL, AND ELECTRICAL DRAWINGS, IN ADDITION TO SPECIFICATIONS AND ANY SHOP DRAWINGS PROVIDED BY SUBCONTRACTORS AND SUPPLIERS.

GENERAL STRUCTURAL NOTES CONT.

7. ALL DIMENSIONS, ELEVATIONS, AND CONDITIONS SHALL BE VERIFIED IN THE FIELD BY GENERAL CONTRACTOR (G.C.) AND ANY DISCREPANCIES SHALL BE BROUGHT TO THE ATTENTION OF THE ENGINEER FOR CLARIFICATION BEFORE PROCEEDING WITH THE AFFECTED PART OF THE WORK.

8. UNLESS OTHERWISE NOTED, DETAILS, SECTIONS, AND NOTES SHOWN ON ANY DRAWING SHALL BE CONSIDERED TYPICAL FOR ALL SIMILAR DETAILS.

9. ALL SHOP DRAWINGS PROVIDED BY OTHERS SHALL BE SUBMITTED TO THE ENGINEER FOR REVIEW PRIOR TO FABRICATION OF MATERIAL OR THE PURCHASE OF NON-RETURNABLE STOCK. DIMENSIONAL REVIEW IS THE CONTRACTOR'S RESPONSIBILITY.

C1 NOTES

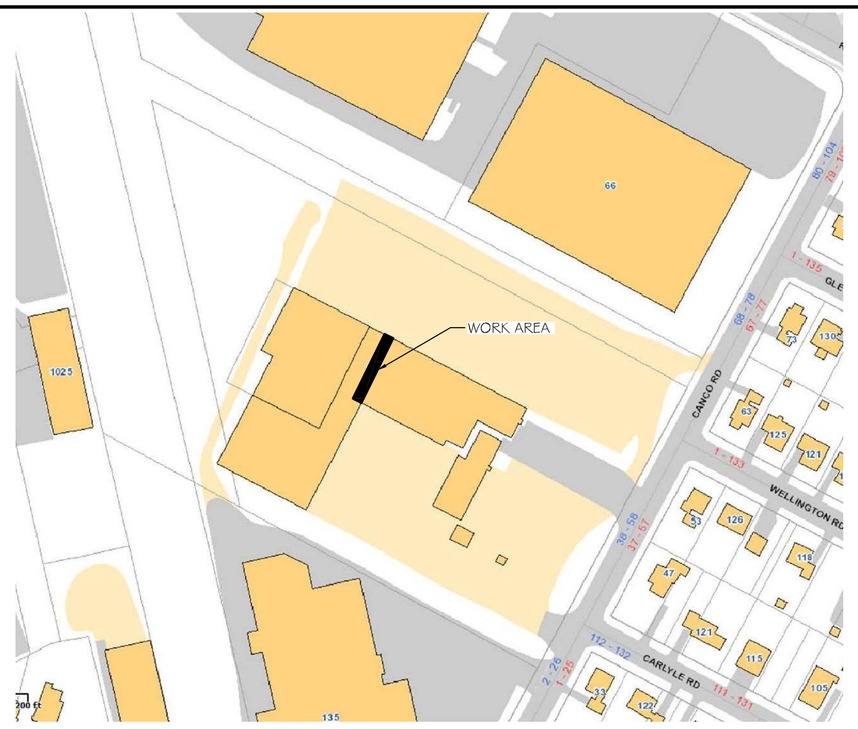

B3 PLOT PLAN - PARCEL TAX ID's (147 C001001, 147 C002001)

SCALE: NTS

A3 AERIAL PHOTO

SCALE: 1/64"= 1'-0"

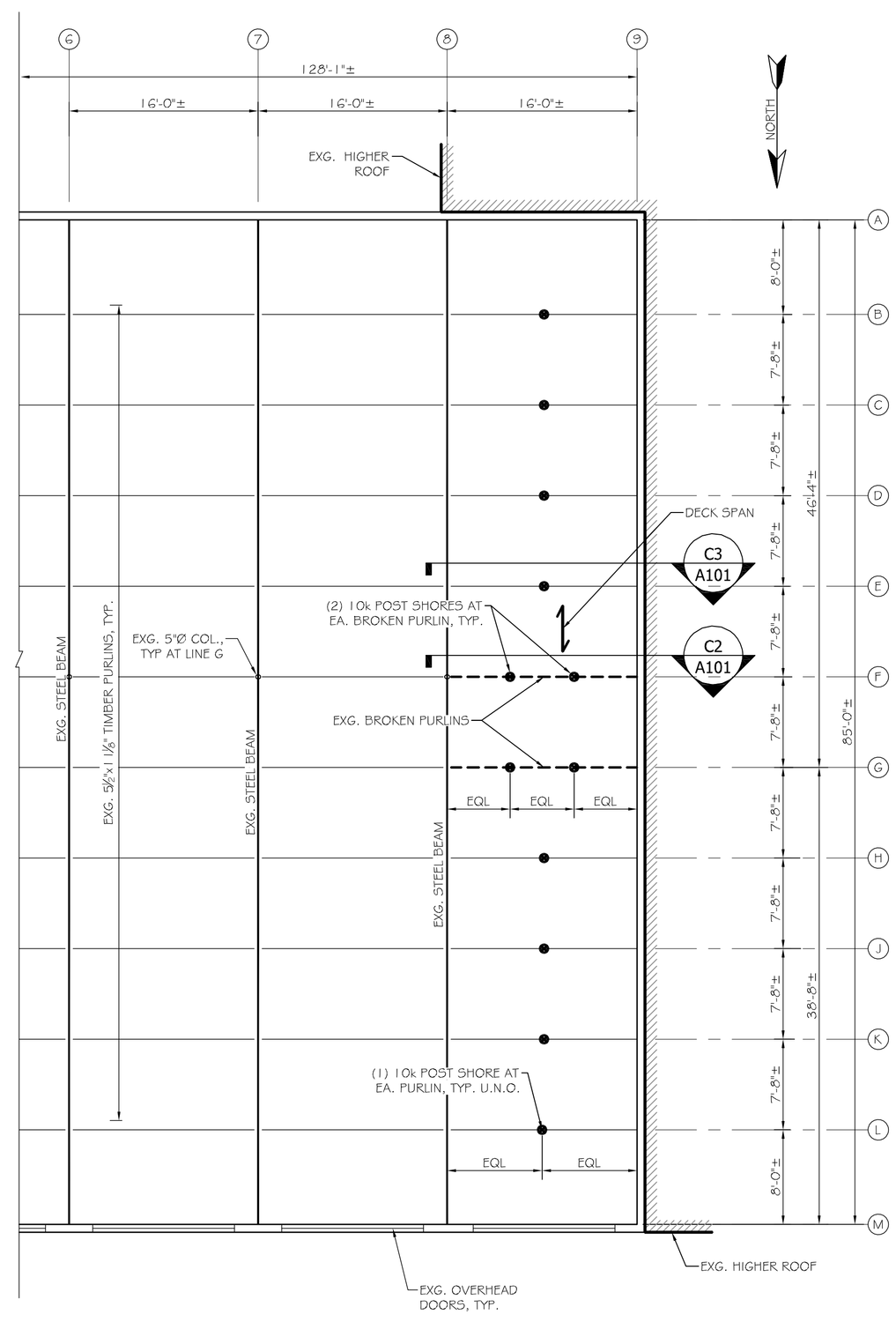

A2 EXG. PARTIAL ROOF FRAMING PLAN

SCALE: 1/8"= 1'-0"

B1

A1

STATE OF MAINE
AARON S. WILSON
No. 10429
LICENSED
PROFESSIONAL ENGINEER

ASSOCIATED DESIGN PARTNERS INC.
80 Leighton Road
Falmouth, Maine 04105
Office: (207) 878-1751
Fax: (207) 878-1788
E-Mail: adp@adpengineering.com

THIS DRAWING, DESIGN AND ELECTRONIC FILE ARE THE PROPERTY OF ASSOCIATED DESIGN PARTNERS, INC. THE REPRODUCTION, COPYING OR ANY OTHER USE OF THIS DOCUMENT WITHOUT WRITTEN CONSENT IS PROHIBITED.

PROJECT: 52 CANCO RD.
PORTLAND, MAINE

PROPERTY OWNER:
GILBERT CONGDON
141 PROSPECT STREET
PORTLAND, ME 04103

FOR:

SHEET TITLE: PARTIAL ROOF TEMPORARTY SHORING ISSUED FOR PERMITTING

REVISIONS			
No.	BY	DESCRIPTION	DATE

DATE : 2-23-15
SCALE : AS NOTED
DESIGN BY: ASW
DRAWN BY: RSC
FILE #: 15040-A101.DWG
PROJECT NUMBER: 15040
SHEET NO: TS101