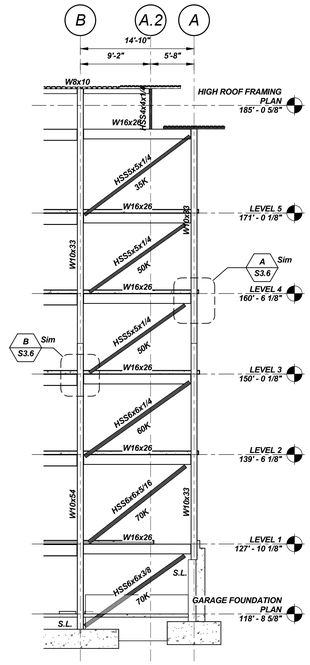

BF-1 AT 2 LINE
1/8" = 1'-0"

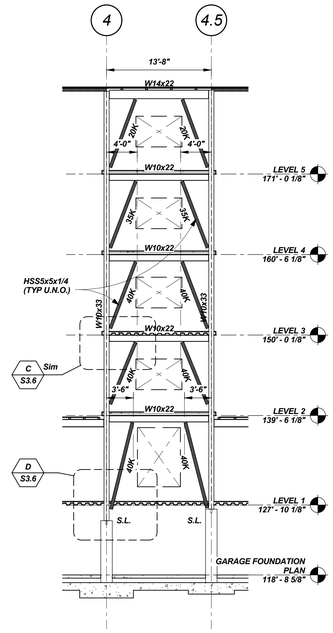

BF-2 AT A LINE
1/8" = 1'-0"

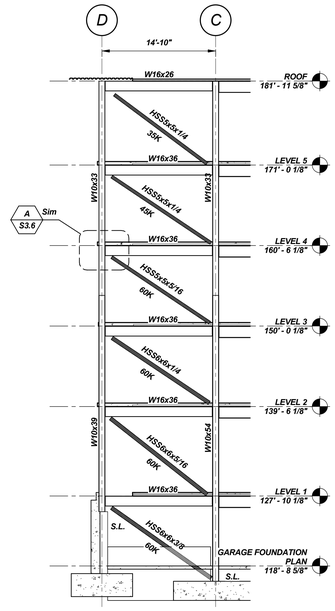

BF-3 AT 3 LINE
1/8" = 1'-0"

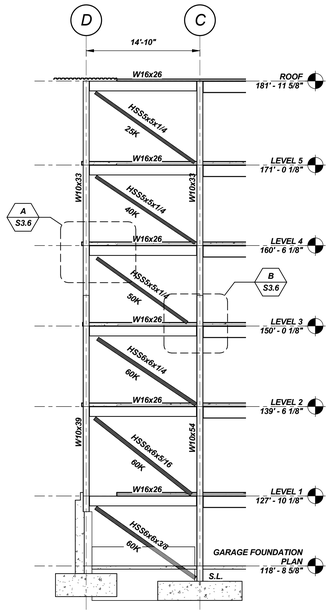

BF-4 AT 4 LINE
1/8" = 1'-0"

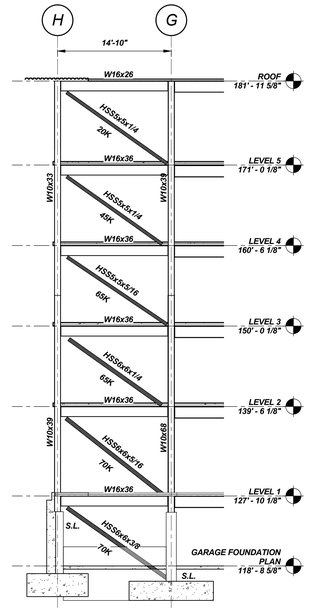

BF-5 AT 8 LINE
1/8" = 1'-0"

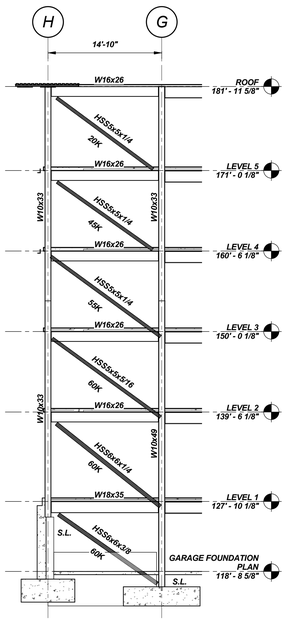

BF-6 AT 10 LINE
1/8" = 1'-0"

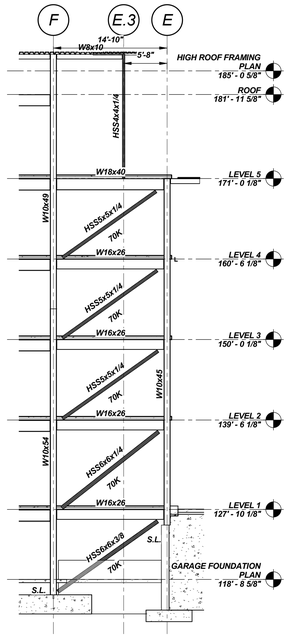

BF-7 AT 9 LINE
1/8" = 1'-0"

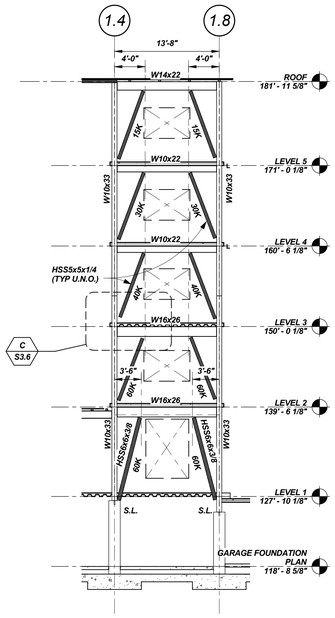

BF-8 AT A LINE
1/8" = 1'-0"

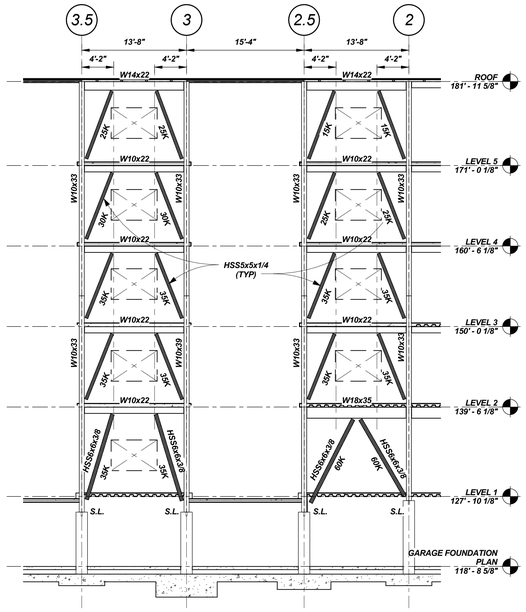

BF-9 & BF-10 AT D LINE
1/8" = 1'-0"

BRACING ELEVATIONS

1/8"=1'-0"

NOTES:

1. LOADS INDICATED ON BRACED FRAME ELEVATIONS (–K) ARE UNFACTORED LOADS AND MAY ACT IN TENSION AND COMPRESSION.
2. LOADS INDICATED HAVE BEEN GENERATED USING R=3. CONNECTIONS DO NOT REQUIRE ADDITIONAL OVERSTRENGTH FACTORS.
3. CONNECTIONS SHALL BE DESIGNED TO NOT INDUCE MOMENT INTO BEAMS AND COLUMNS, BEYOND THAT FORCED BY MEMBER GEOMETRY.
4. PROVIDE ANGLE BRACE AT ALL DIAGONAL CONNECTIONS LOCATED WITHIN SPAN OF BEAM.
5. S.L. INDICATES SHEAR LUG. SEE ADDITIONAL INFORMATION DWG S3.1.
6. CONNECTION DESIGN CALCULATIONS SHALL BE SUBMITTED FOR REVIEW PER SPECIFICATIONS AND SHALL BE STAMPED BY A PROFESSIONAL ENGINEER LICENSED IN THE STATE OF MAINE AND SHALL INCLUDE THE FOLLOWING:
   - A. GEOMETRY NECESSARY FOR UNIFORM FORCE METHOD CALCULATIONS.
   - B. ALL APPLICABLE FAILURE MODE CHECKS.

LAVALLEE | BRENSINGER ARCHITECTS
155 Dow Street, Suite 400, Manchester, NH 03101
40 Cambridge Street, Charlestown, MA 02129
NH: 603.622.5450 MA: 617.398.2035 www.LBPA.com

BECKER STRUCTURAL ENGINEERS
75 York Street, Portland, Maine 04101
207.879.1838 ■ becker@structural.com

STATE OF MAINE DANIEL S. BURNS No. 10910 LICENSED PROFESSIONAL ENGINEER

Owner

The Park Danforth

77 Stevens Ave, Portland, ME 04103

NO.	DESCRIPTION	DATE

N

CONTENT:
BRACING ELEVATIONS

DRAWN BY:	A.P.P.
PROJECT NO:	3422
DATE:	05/27/15
REVISED:	10/16/15
SCALE:	As indicated

S4.2

Project Phase
CONFORMANCE SET

COPYRIGHT © 2014 BY LAVALLEE/BRENSINGER PROFESSIONAL ASSOCIATION. ALL RIGHTS RESERVED. NO REPRODUCTION WITHOUT PERMISSION.

10/16/2015 1:38:22 PM C:\Users\alex\Documents\3422-THE PARK DANFORTH-R15-STRUCT-CONFORM SET 10-16-15v1_awhetstock.rvt