CONNECTOR ROOF FRAMING PLAN

1/8"=1'-0"

NOTES:

1. INDICATES SPAN DIRECTION OF 3N18 GALV ROOF DECK (2 SPAN MIN U.N.O).
2. 1.5B18 INDICATES SPAN DIRECTION OF 1.5B 18GA GALV ROOF DECK SINGLE SPAN AT LOW ROOF.
3. INDICATES T/STL EL 138'-3 5/8" (CONNECTOR ROOF T/STL EL)
4. (L) INDICATES T/STL EL 136'- 10 5/8" (LOW ROOF T/STL EL)
5. INDICATES T/STL EL 137'-1 5/8" (CANOPY OUTRIGGERS T/STL EL)
6. INDICATES T/STL EL 140'-2 1/8" (AUDITORIUM T/STL EL)
7. INDICATES MOMENT CONNECTION. SEE MOMENT CONNECTION DETAILS.

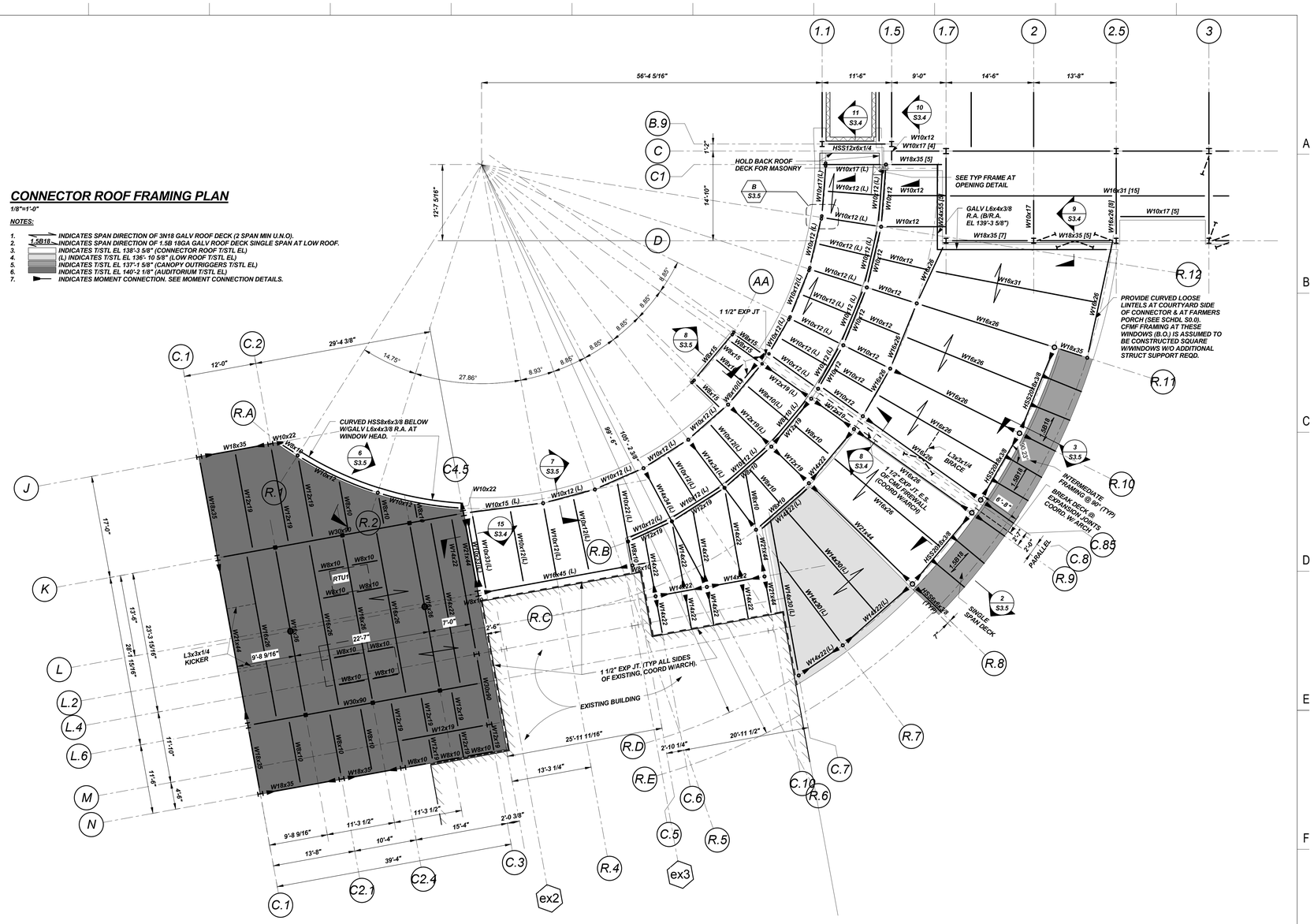

CONNECTOR ROOF SCREEN FRAMING

1/8"=1'-0"

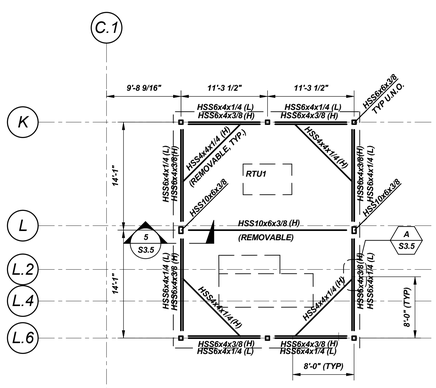

1. ALL STEEL AND CONNECTIONS THIS PLAN SHALL BE HOT-DIPPED GALVANIZED.
2. T/HSS COL EL 147'-11 5/8" (SEE SECTION)
3. (H) INDICATES T/STL EL 147'-8 5/8"
4. (L) INDICATES T/STL EL 143'-3 5/8"

LAVALLEE | BRENSINGER ARCHITECTS
155 Dow Street, Suite 400, Manchester, NH 03101
40 Cambridge Street, Charlestown, MA 02129
NH: 603.622.5450 MA: 617.398.2035 www.LBPA.com

BECKER STRUCTURAL ENGINEERS
75 York Street, Portland, Maine 04101
207.879.1838 • beckerstructural.com

STATE OF MAINE DANIEL S. BURNS No. 10910 LICENSED PROFESSIONAL ENGINEER

Owner

The Park Danforth

77 Stevens Ave, Portland, ME 04103

NO.	DESCRIPTION	DATE
1	ADDENDUM #1	06-10-15
2	ADDENDUM #2	06-25-15

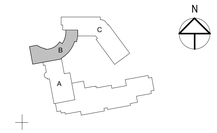

CONTENT:

AUDITORIUM & CONNECTOR ROOF FRAMING PLAN

DRAWN BY:	A.P.P.
PROJECT NO:	3422
DATE:	05/27/15
REVISED:	10/16/15
SCALE:	As indicated

S1.2B

Project Phase

CONFORMANCE SET

COPYRIGHT © 2014 BY LAVALLEE/BRENSINGER PROFESSIONAL ASSOCIATION. ALL RIGHTS RESERVED
NO REPRODUCTION WITHOUT PERMISSION.

10/16/2015 1:37:09 PM C:\Users\elew\Documents\3422-THE PARK DANFORTH-R15-STRUCT-CONFORM.SET 10-16-15v1_ashelebck.rvt