

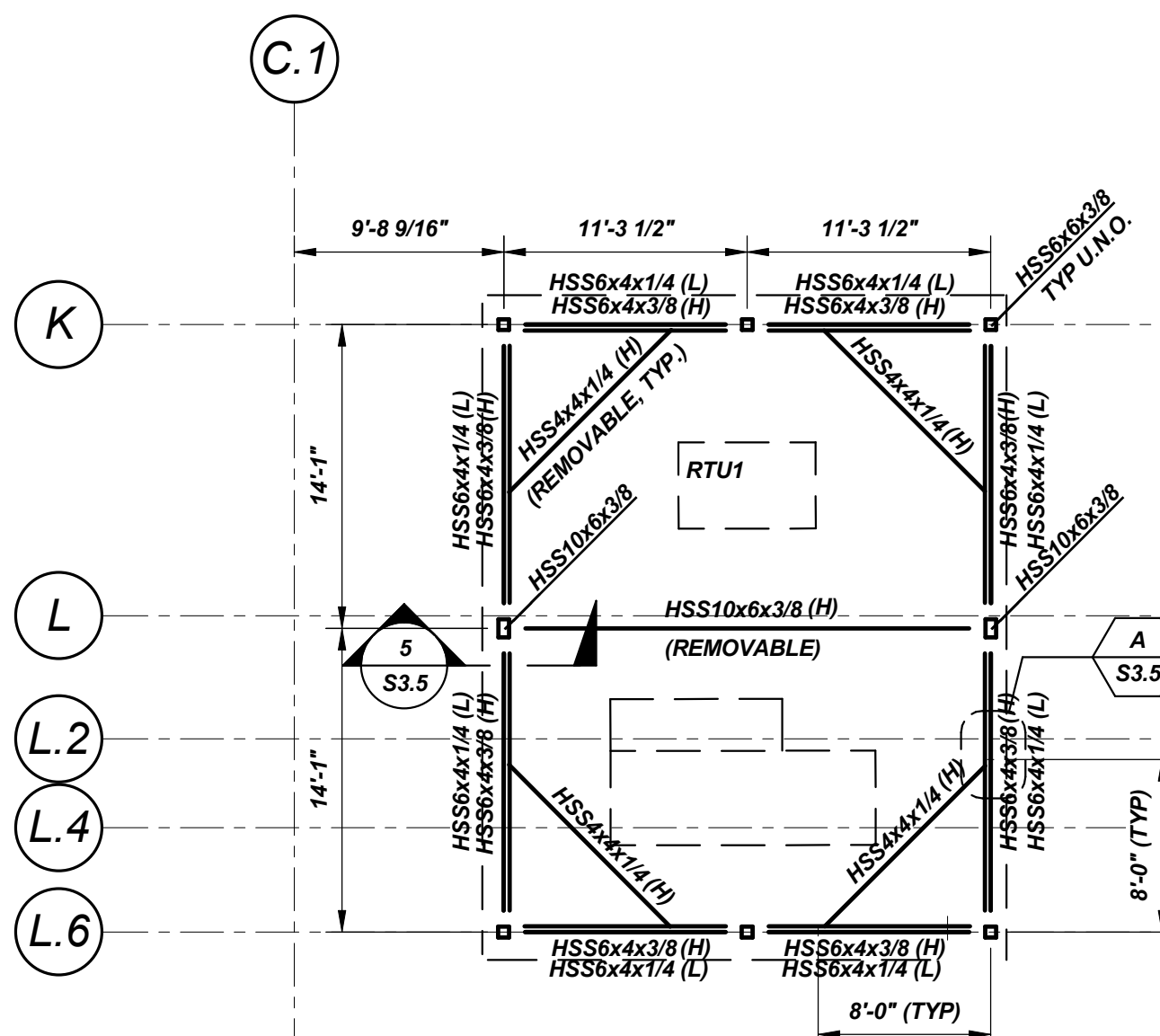
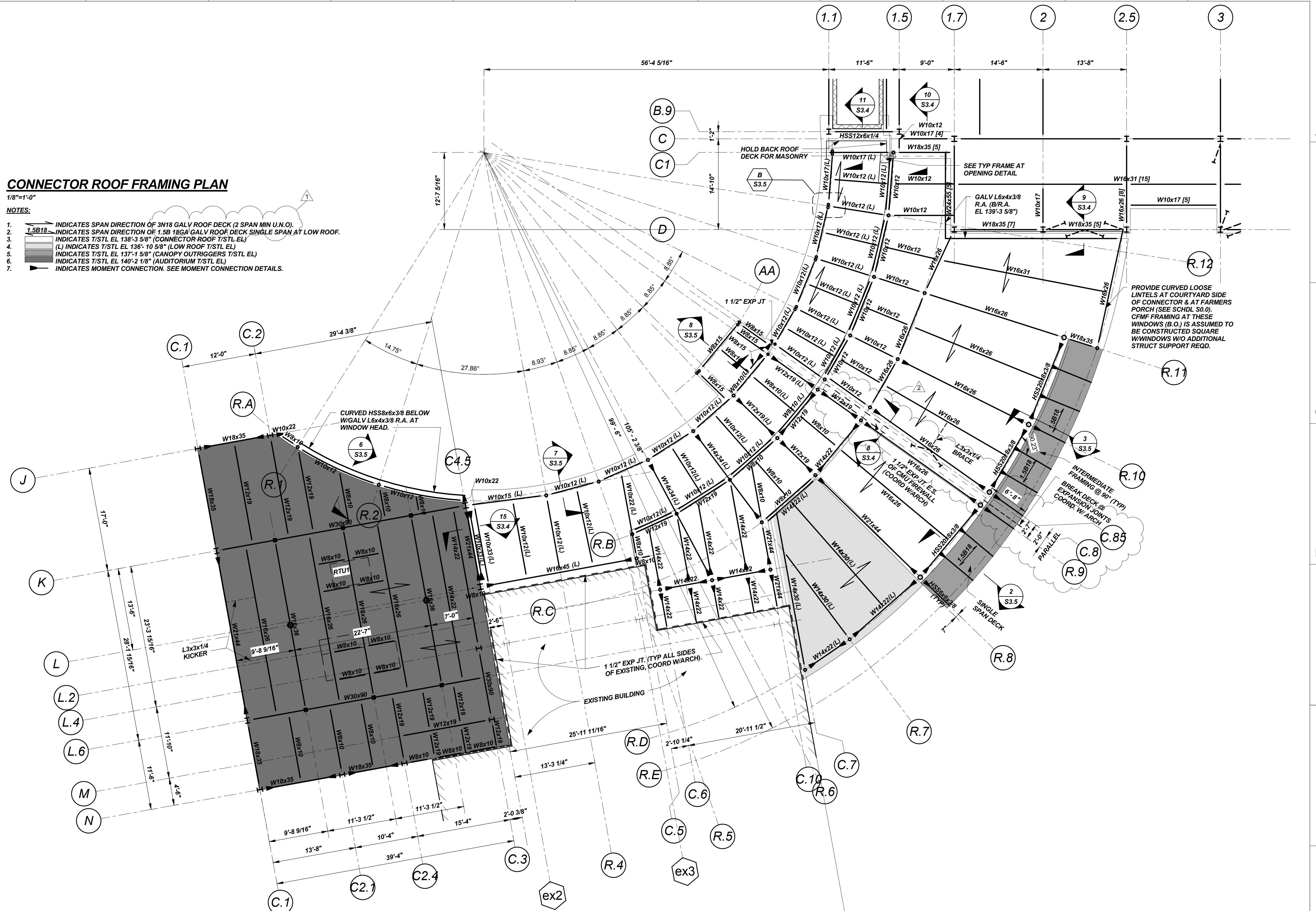


CONNECTOR ROOF FRAMING PLAN

1/8"=1'-0"

NOTES:

- INDICATES SPAN DIRECTION OF 3/16 GALV ROOF DECK (2 SPAN MIN U.N.O.)
- INDICATES SPAN DIRECTION OF 1.5B 18GA GALV ROOF DECK SINGLE SPAN AT LOW ROOF.
- INDICATES T/STL EL. 136'-3 5/8" (CONNECTOR ROOF T/STL EL.)
- (L) INDICATES T/STL EL. 135'-10 5/8" (LOW ROOF T/STL EL.)
- INDICATES T/STL EL. 137'-1 5/8" (CANOPY OUTRIGGERS T/STL EL.)
- INDICATES T/STL EL. 140'-2 1/8" (AUDITORIUM T/STL EL.)
- INDICATES MOMENT CONNECTION. SEE MOMENT CONNECTION DETAILS.



CONNECTOR ROOF SCREEN FRAMING

1/8"=1'-0"

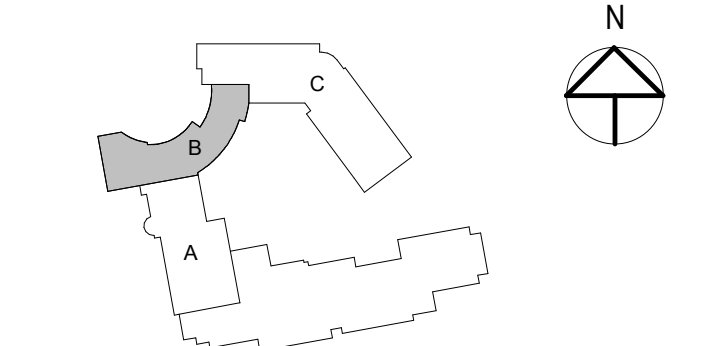
- ALL STEEL AND CONNECTIONS THIS PLAN SHALL BE HOT-DIPPED GALVANIZED.
- TRNS3 COL. EL. 147'-11 5/8" (SEE SECTION)
- (H) INDICATES T/STL EL. 147'-8 5/8"
- (L) INDICATES T/STL EL. 143'-3 5/8"

Owner

The Park Danforth

77 Stevens Ave, Portland, ME 04103

NO.	DESCRIPTION	DATE
1	GENERAL REVISIONS	06-10-15
2	GENERAL REVISIONS	06-25-15



CONTENT: AUDITORIUM & CONNECTOR ROOF FRAMING PLAN	
DRAWN BY:	A.P.P.
PROJECT NO.:	3422
DATE:	05/27/15
REVISED:	
SCALE:	As indicated

S1.2B

Project Phase
Package 2 - Foundations and Structural Steel

COPYRIGHT © 2014 BY LAVALLEE BRENSINGER PROFESSIONAL ASSOCIATION. ALL RIGHTS RESERVED. NO REPRODUCTION WITHOUT PERMISSION.

C:\Users\whines\Documents\3422 THE PARK DANFORTH\STRUCT\CENTRAL_Whines.rvt 6/5/2015 10:38:12 AM