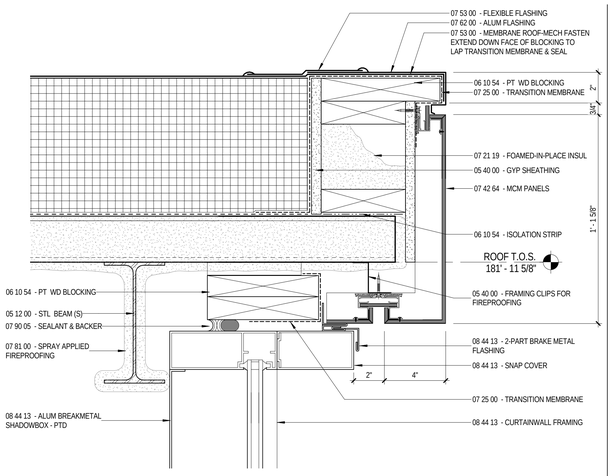

C1 A3.15 — TYPICAL CURTAIN WALL AT ROOF EDGE
3" = 1'-0"

A.2

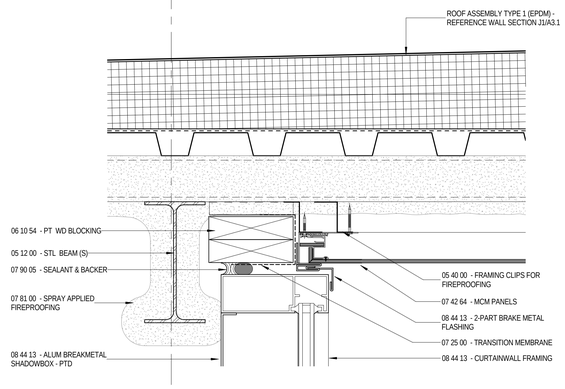

C5 A3.15 — TYPICAL STAIR CURTAIN WALL AT ROOF OVERHANG
3" = 1'-0"

B.3

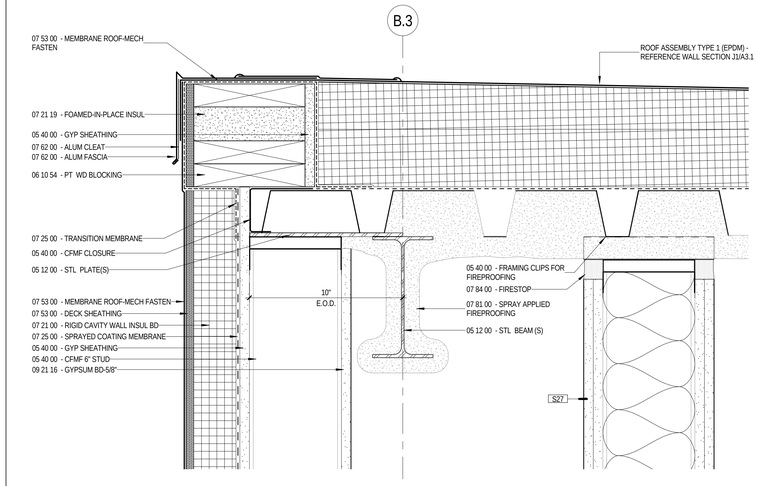

C10 A3.15 — ROOF EDGE DETAIL
3" = 1'-0"

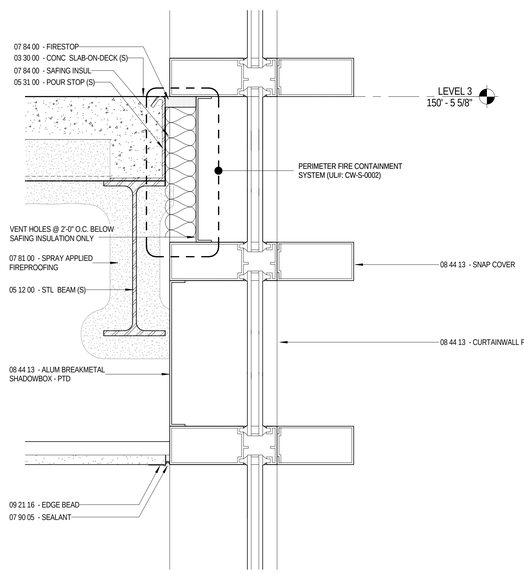

G1 A3.15 — TYPICAL CURTAIN WALL MULLIONS AT FLOOR SLAB DETAIL
3" = 1'-0"

R.K

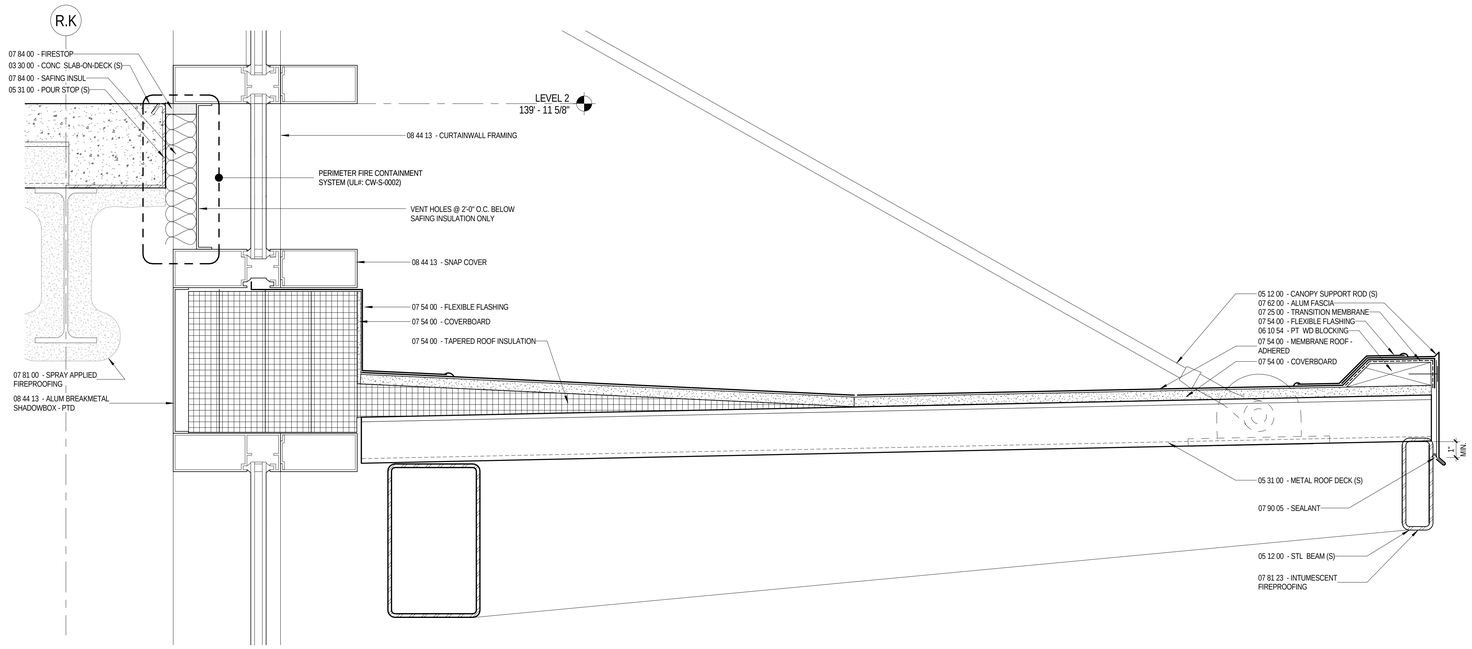

G5 A3.15 — CANOPY AT MAIN NEW BUILDING ENTRANCE
3" = 1'-0"

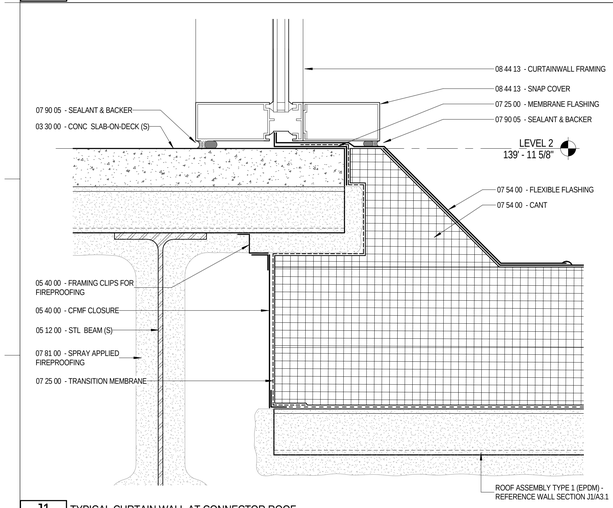

J1 A3.15 — TYPICAL CURTAIN WALL AT CONNECTOR ROOF
3" = 1'-0"

A.2

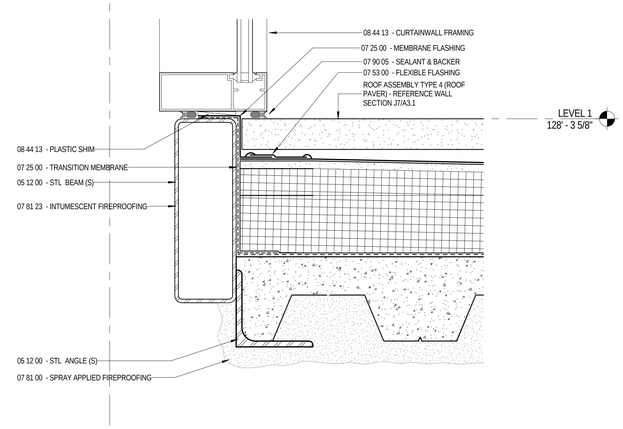

J4 A3.15 — CURTAINWALL BASE OVER STAIR A
3" = 1'-0"

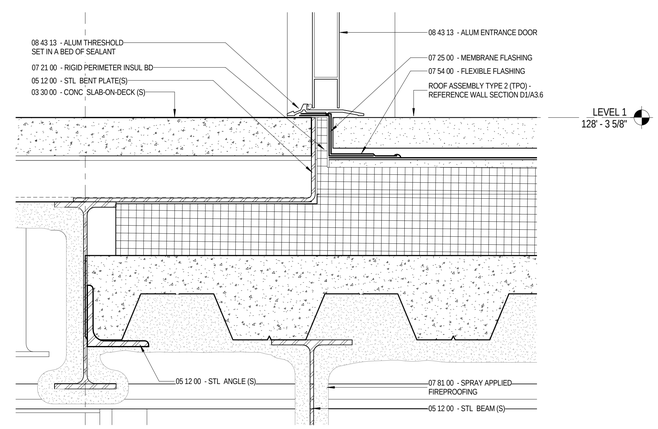

J10 A3.15 — ENTRY CURTAINWALL OVER GARAGE MEETS WITH FOUNDATION WALL AT GRADE
3" = 1'-0"

LAVALLEE | BRENSINGER ARCHITECTS
155 Dow Street, Suite 400, Manchester, NH 03101
40 Cambridge Street, Charlestown, MA 02129
NH: 603.622.5450 MA: 617.398.2035 www.LBPA.com

LICENSED ARCHITECT RICHARD R. HZZI No. 3807 STATE OF MAINE

The Park Danforth

RENOVATIONS AND ADDITIONS

777 Stevens Ave
Portland, ME 04103

NO.	DESCRIPTION	DATE

CONTENT:
WALL SECTION DETAILS

DRAWN BY:	RH
PROJECT NO:	13-059-00
DATE:	06/05/2015
REVISED:	
SCALE:	3" = 1'-0"

A3.15

Project Phase
100% CONSTRUCTION DOCUMENTS

COPYRIGHT © 2015 BY LAVALLEE/BRENSINGER PROFESSIONAL ASSOCIATION. ALL RIGHTS RESERVED. NO REPRODUCTION WITHOUT PERMISSION.

6/10/2015 3:52:05 PM C:\Projects\13-059-00_The Park Danforth_R15_06-05-2015_scott.timmons.rvt