

SYMBOLS LEGEND

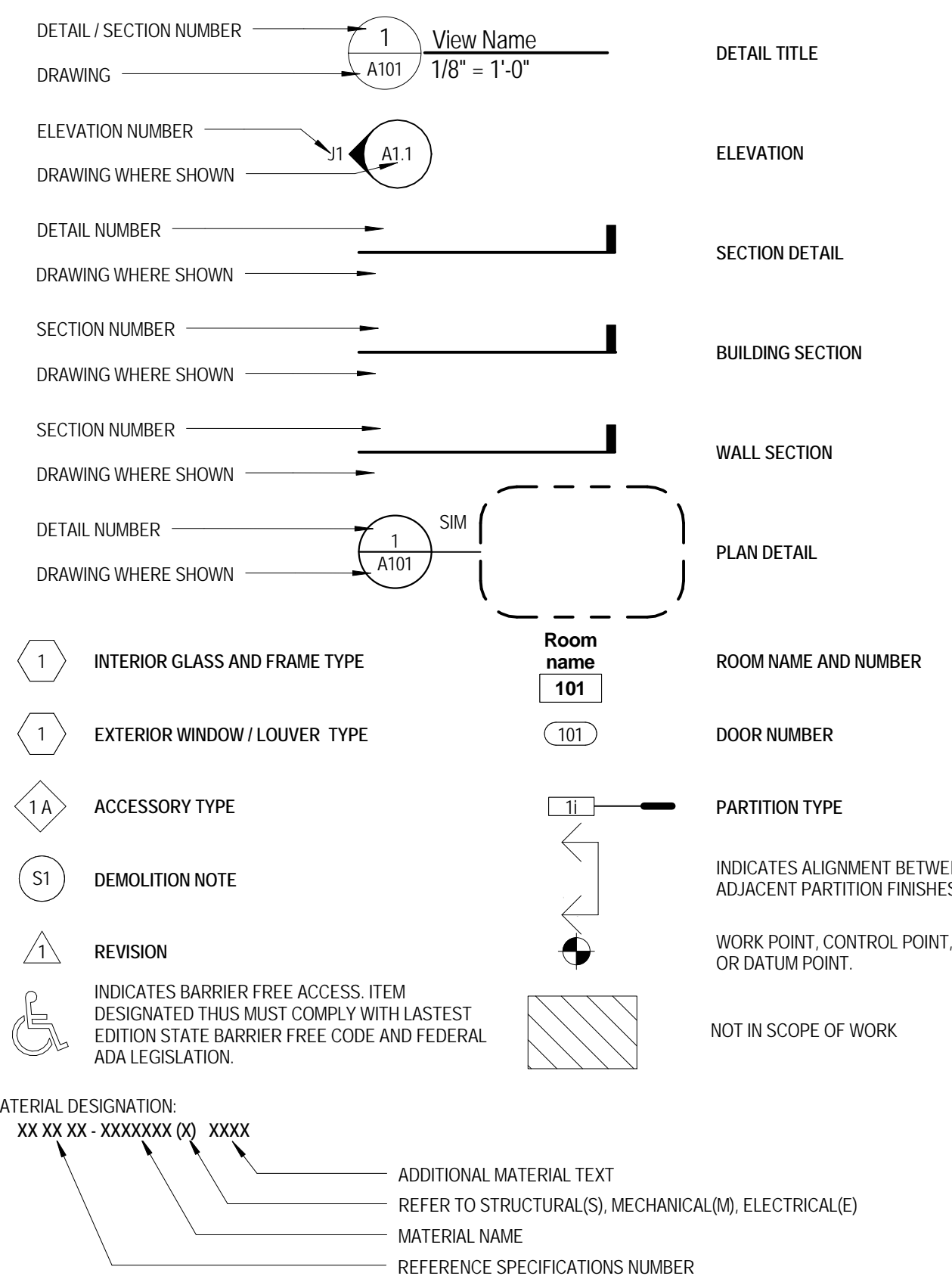
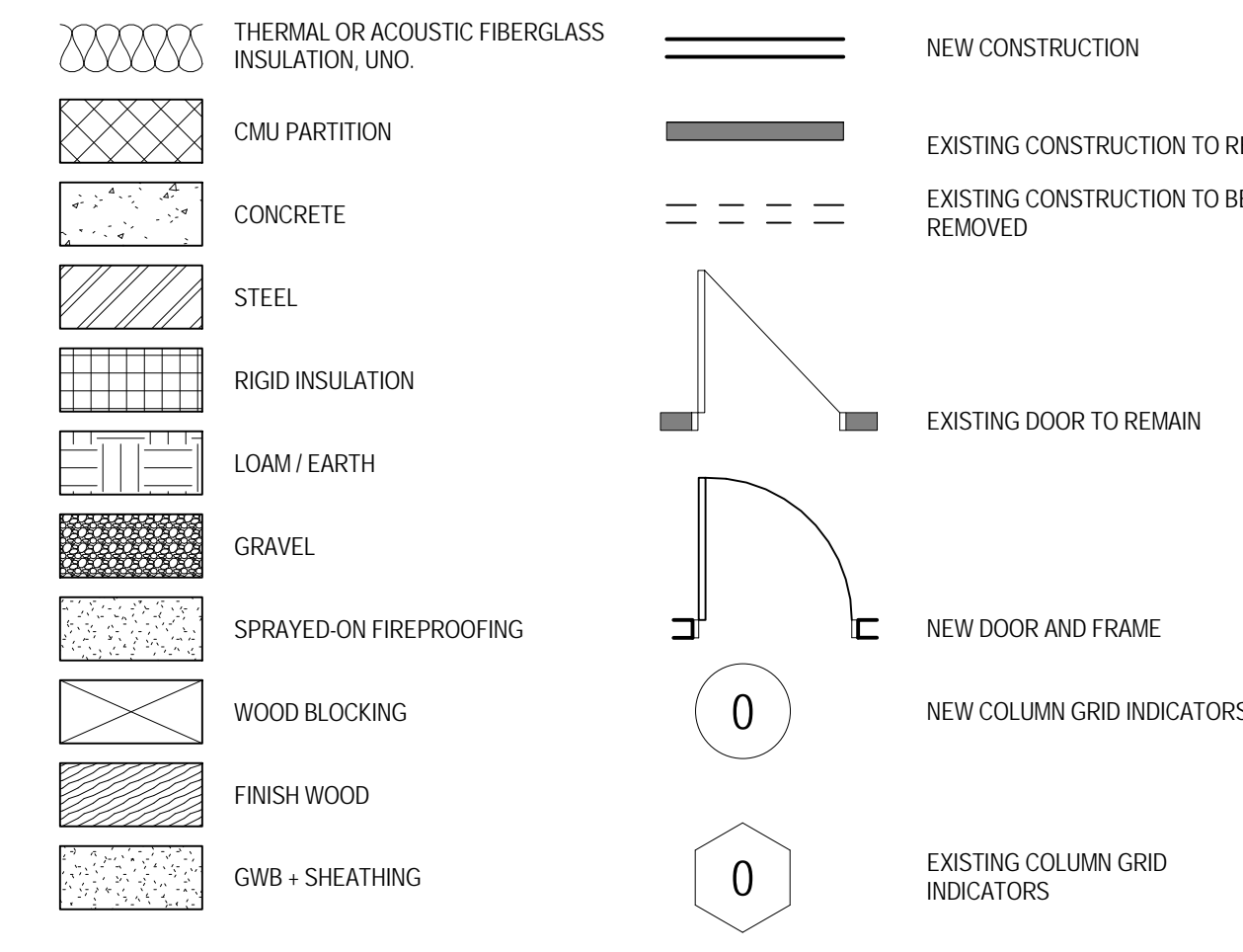


TABLE OF ABBREVIATIONS

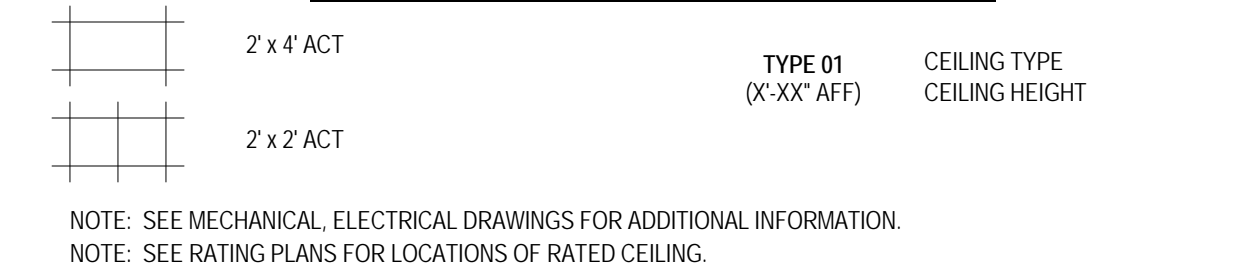
THE FOLLOWING TABLE OF ABBREVIATIONS IS PROVIDED FOR THE CONVENIENCE OF THE CONTRACTOR. IT IS NOT INTENDED TO SERVE AS A COMPLETE LIST OF ALL ABBREVIATIONS TO BE FOUND IN THE CONTRACT DOCUMENTS. SHOULD THE CONTRACTOR REQUIRE ANY CLARIFICATION OR INTERPRETATION HEREOF, HE SHALL PROMPTLY NOTIFY THE ARCHITECT.

AND	ANGLE	AT	CENTER LINE	DEGREES	FEET	d	PLUS OR MINUS	#	POUNDS, NUMBER	PROPERTIES LINE	P	ROUND DIAMETER	TEMPERED	AFF	ABOVE FINISHED FLOOR	AP	ACCESS PANEL	ACT	ACOUSTICAL CEILING TILE	ANP	ACOUSTIC WALL PANEL	ADJ	ADJUSTABLE	AGG	AGGREGATE	ACC	AIR CONDITIONING	ALT	ALTERNATE	ALUM	ALUMINUM	AB	ANCHOR BOLT	ANOD	ANODIZED	APPD	APPROVED	ARCH	ARCHITECT (U.S.A.)	AUTO	AUTOMATIC	BSMT	BASEMENT	BRG	BEARING	BP	BEARING PLATE	BM	BENCH MARK	BT	BITUMINOUS	BLKG	BLOCKING	BS	BOARD	BS	BOTH SIDES	BT	BOTTOM	BO	BOTTOM OF BUILDING	BULD	BUILDING NUMBER	BO	BY OWNER / BY OTHER	CAB	CABINET	CUH	CABINET UNIT HEATER	CPT	CARPET	CB	CATCH BASIN	CEM	CEMENT	CL	CENTER LINE	CT	CERAMIC TILE	CB	CHALKBOARD	CIRC	CIRCULAR	CLR	CLEAR	CP	COAT PEGS	CMU	CONCRETE MASONRY UNIT	CM	CONSTRUCTION MARKER	CJ	CONTROL JOINT	CF	CUBIC FEET	CLBY	CLUB YARDS	COL	COLUMN	CONC	CONCRETE	CONT	CONTINUOUS	CCORR	CORRUGATED	DEMO	DEMOLISH / DEMOLITION	DTL	DETAIL	DIAG	DIAGONAL	DA	DIMENSION	DW	DISH WASHER	DV	DIVID / DIVISION	DR	DOOR	DBL	DOUBLE	DN	DOWN	DWG	DRAWING	DF	DRINKING FOUNTAIN	EA	EACH	EF	EACH FACE	EW	EACH WAY	ELEC	ELECTRICAL	EP	ELECTRICAL PANEL BOARD	EWC	ELECTRIC WATER COOLER	EL	ELEVATION	ELEV	ELEVATOR	EMER	EMERGENCY	EQ	EQUAL	EQUIP	EQUIPMENT	EST	ESTIMATED	EXH	EXHAUST	EXST	EXISTING	EJ	EXPANSION JOINT	EXP	EXPOSED / EXPANSION	EXT	EXTERIOR	EIFS	EXTERIOR INSULATED FINISH SYSTEM	FO	FACE OF	FR	FACE TO FACE	FP	FACING PANEL	FG	FIBERGLASS	FIN	FINISH	FF	FINISHED FLOOR	FE	FIRE EXTINGUISHER	FEC	FIRE EXTINGUISHER CABINET	FPROOF	FIRE PROOFING	FT	FIRE TREATED	FLR	FLOOR	FD	FLOOR DRAIN	FLUR	FLOURESCENT	FAF	FLUID APPLIED FLOORING	FTG	FOOTING	FMN	FOUNDATION	FUT	FUTURE	GALV	GALVANIZED	GA	GAUGE	GC	GENERAL CONTRACTOR	GL	GLASS	GMB	GLASS MESH MORTAR BOARD	GWB	GYPSSUM WALL BOARD	HWIR	HARDWARE	HWID	HARDWOOD	HVAC	HEATING, VENTILATION & AIR CONDITIONING	HD	HEAVY DUTY	HT	HOLLOW CORE	HC	HOLLOW CORE	HM	HOLLOW METAL	HZ	HORIZONTAL	ICB	INTEGRAL COVE BASE	INCL	INCLUDE ANGLE	INSUL	INSULATION	INT	INTERIOR	INV	INVERT	JAN	JANITOR	JOINT	JOINT	KD	KILN DRIED / KNOCK DOWN	KITCHEN	KITCHEN	KNOCK OUT	LAB	LABORATORY	LAV	LEFT HAND	LENGTH x WIDTH x HEIGHT	LWMM	LIGHT	LF	LINEAR FEET	MAS	MASONRY	MFR	MANUFACTURER	MOP	MASONRY OPENING	MB	MARKER BOARD	MDM	MAGNANIUM	MECH	MECHANICAL	MCB	MEDICINE CABINET	MDM	MEDIUM	MTL	METAL	MIN	MINIMUM	MISC	MISCELLANEOUS	MR	MOISTURE RESISTANT	MOLDG	MOLDING	WALK OFF MAT	NAT	NATURAL	NS	NATURAL STONE	NRC	NOISE REDUCTION COEFFICIENT	NOT APPLICABLE	NTS	NOT TO SCALE	NOT IN CONTRACT	NO	NUMBER	OC	ON CENTER	OPNG	OPENING	OPP	OPPOSITE	OSD	OUTSIDE DIAMETER	OSD	OUTSIDE TO OUTSIDE	OV	OVERHEAD	OWNER FURNISHED OWNER INSTALLED	OFI	OWNER FURNISHED CONTRACTOR INSTALLED	CFCI	OWNER FURNISHED CONTRACTOR INSTALLED	P	PAINT	PTD	PAINTED	PAR	PART	PART	PARTITION	PTM	PATCH TO MATCH	PAVEM	PAVEMENT	PERF	PERFORATED	PERIM	PERIMETER	PL	PLATE	PLAS	PLASTIC	PLAM	PLASTIC LAMINATE	PLUMB	PLUMBING	PLYWD	PLYWOOD	PVC	POLY VINYL CHLORIDE	PORCEL	PORCELAIN TILE	PREFIN	PREFINISHED	PT	PRESSURE TREATED	QT	QUARRY TILE	QTZ	QUARTZ TILE	R	RADIUS	RAD	RADIUS	RESILNT BASE	RESIL	RESILIENT FLOORING	REF	REFRIGERATOR	REFRIG	REFRIGERATOR	RENF	REINFORCE	RECD	REQUIRED	REV	REVERSE	RH	RIGHT HAND	RD	ROOF DRAIN	ROOM	ROOM	ROU	ROUGH OPENING	SC	SEALED CONCRETE	SHT	SHEET	SV	SHEET VINYL	SML	SIMILAR	SS	SOLID SURFACE	STC	SOUND TRANSMISSION COEFFICIENT	SP	SPECIAL PAINT	SP	SPECIFICATIONS / SPECIFIED	SPEC	SPEC	SQ	SQUARE	SQ FT	SQUARE FEET	SFS	STAINLESS STEEL	STD	STANDARD	STL	STONE TILE	STOR	STORAGE	STRUC	STRUCTURAL / STRUCTURE	SUSP	SUSPENDED	SYM	SYMMETRICAL	TWP	TACKABLE WALL PANEL	TB	TACKBOARD	TEL	TELEPHONE	TV	TELEVISION	TEMP	TEMPORARY	THK	THICKNESS	TO BE DETERMINED	TBD	TO BE DETERMINED	TP	TOILET PAPER	T&G	TONGUE AND GROOVE	T&B	TOP AND BOTTOM	TO	TOP OF	TU	TOUCH UP	TS	TRANSITION STRIP	TYP	TYPICAL	UC	UNDERCUT	UNO	UNLESS NOTED OTHERWISE	VAPOR BARRIER	VV	VERIFY	VVF	VERIFY IN FIELD	VERT	VERTICAL	VCT	VINYL COMPOSITE TILE	VWC	VINYL WALLCOVERING	WPP	WALL PROTECTION PANEL	WC	WATER CLOSET	WP	WATER PROOF	WFF	WELDED WIRE FABRIC	WG	WIRE GLASS	W	WITH	W/O	WITHOUT	WD	WOOD	WV	WOOD VENEER PANELING
-----	-------	----	-------------	---------	------	---	---------------	---	----------------	-----------------	---	----------------	----------	-----	----------------------	----	--------------	-----	-------------------------	-----	---------------------	-----	------------	-----	-----------	-----	------------------	-----	-----------	------	----------	----	-------------	------	----------	------	----------	------	--------------------	------	-----------	------	----------	-----	---------	----	---------------	----	------------	----	------------	------	----------	----	-------	----	------------	----	--------	----	--------------------	------	-----------------	----	---------------------	-----	---------	-----	---------------------	-----	--------	----	-------------	-----	--------	----	-------------	----	--------------	----	------------	------	----------	-----	-------	----	-----------	-----	-----------------------	----	---------------------	----	---------------	----	------------	------	------------	-----	--------	------	----------	------	------------	-------	------------	------	-----------------------	-----	--------	------	----------	----	-----------	----	-------------	----	------------------	----	------	-----	--------	----	------	-----	---------	----	-------------------	----	------	----	-----------	----	----------	------	------------	----	------------------------	-----	-----------------------	----	-----------	------	----------	------	-----------	----	-------	-------	-----------	-----	-----------	-----	---------	------	----------	----	-----------------	-----	---------------------	-----	----------	------	----------------------------------	----	---------	----	--------------	----	--------------	----	------------	-----	--------	----	----------------	----	-------------------	-----	---------------------------	--------	---------------	----	--------------	-----	-------	----	-------------	------	-------------	-----	------------------------	-----	---------	-----	------------	-----	--------	------	------------	----	-------	----	--------------------	----	-------	-----	-------------------------	-----	--------------------	------	----------	------	----------	------	---	----	------------	----	-------------	----	-------------	----	--------------	----	------------	-----	--------------------	------	---------------	-------	------------	-----	----------	-----	--------	-----	---------	-------	-------	----	-------------------------	---------	---------	-----------	-----	------------	-----	-----------	-------------------------	------	-------	----	-------------	-----	---------	-----	--------------	-----	-----------------	----	--------------	-----	-----------	------	------------	-----	------------------	-----	--------	-----	-------	-----	---------	------	---------------	----	--------------------	-------	---------	--------------	-----	---------	----	---------------	-----	-----------------------------	----------------	-----	--------------	-----------------	----	--------	----	-----------	------	---------	-----	----------	-----	------------------	-----	--------------------	----	----------	---------------------------------	-----	--------------------------------------	------	--------------------------------------	---	-------	-----	---------	-----	------	------	-----------	-----	----------------	-------	----------	------	------------	-------	-----------	----	-------	------	---------	------	------------------	-------	----------	-------	---------	-----	---------------------	--------	----------------	--------	-------------	----	------------------	----	-------------	-----	-------------	---	--------	-----	--------	--------------	-------	--------------------	-----	--------------	--------	--------------	------	-----------	------	----------	-----	---------	----	------------	----	------------	------	------	-----	---------------	----	-----------------	-----	-------	----	-------------	-----	---------	----	---------------	-----	--------------------------------	----	---------------	----	----------------------------	------	------	----	--------	-------	-------------	-----	-----------------	-----	----------	-----	------------	------	---------	-------	------------------------	------	-----------	-----	-------------	-----	---------------------	----	-----------	-----	-----------	----	------------	------	-----------	-----	-----------	------------------	-----	------------------	----	--------------	-----	-------------------	-----	----------------	----	--------	----	----------	----	------------------	-----	---------	----	----------	-----	------------------------	---------------	----	--------	-----	-----------------	------	----------	-----	----------------------	-----	--------------------	-----	-----------------------	----	--------------	----	-------------	-----	--------------------	----	------------	---	------	-----	---------	----	------	----	----------------------

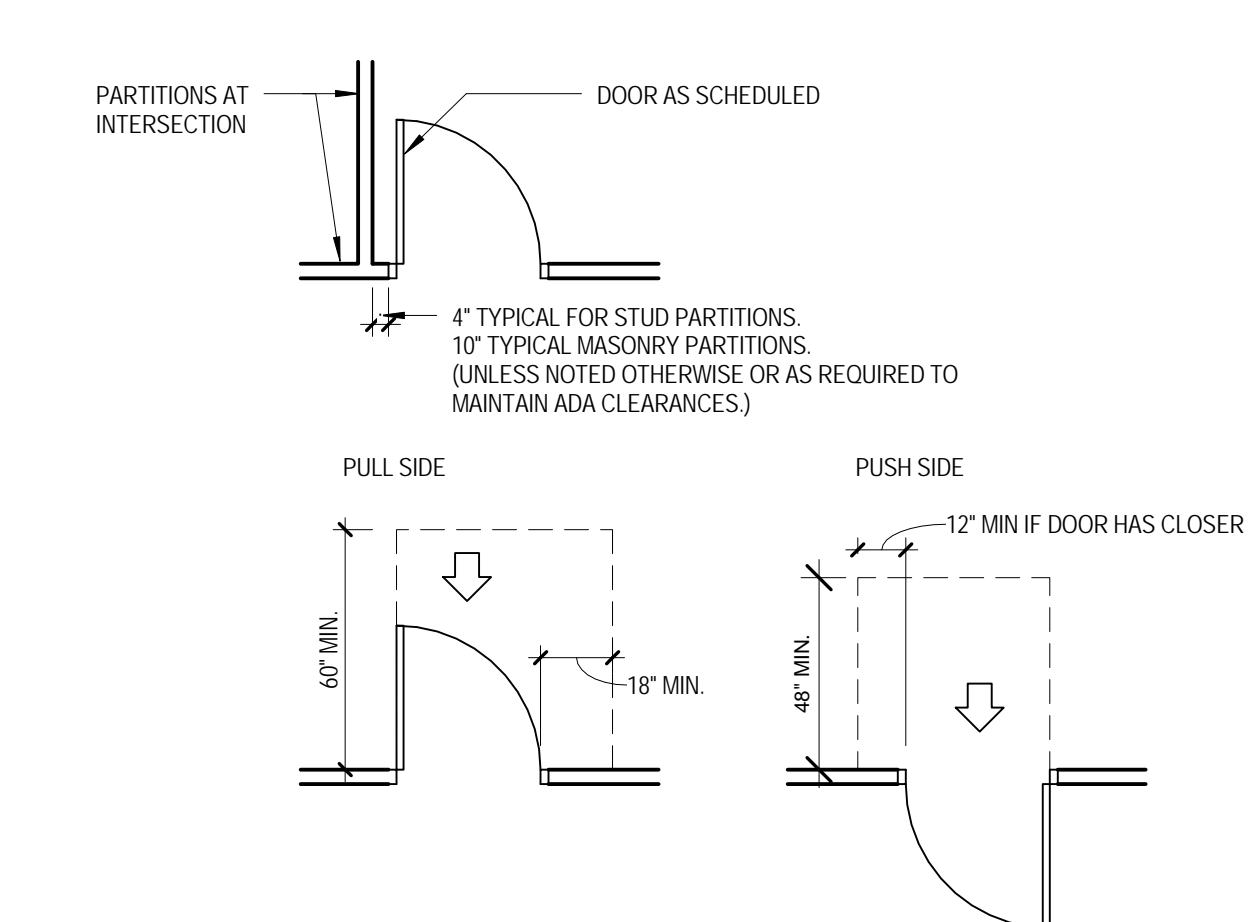
GRAPHICS LEGEND



CEILING LEGEND

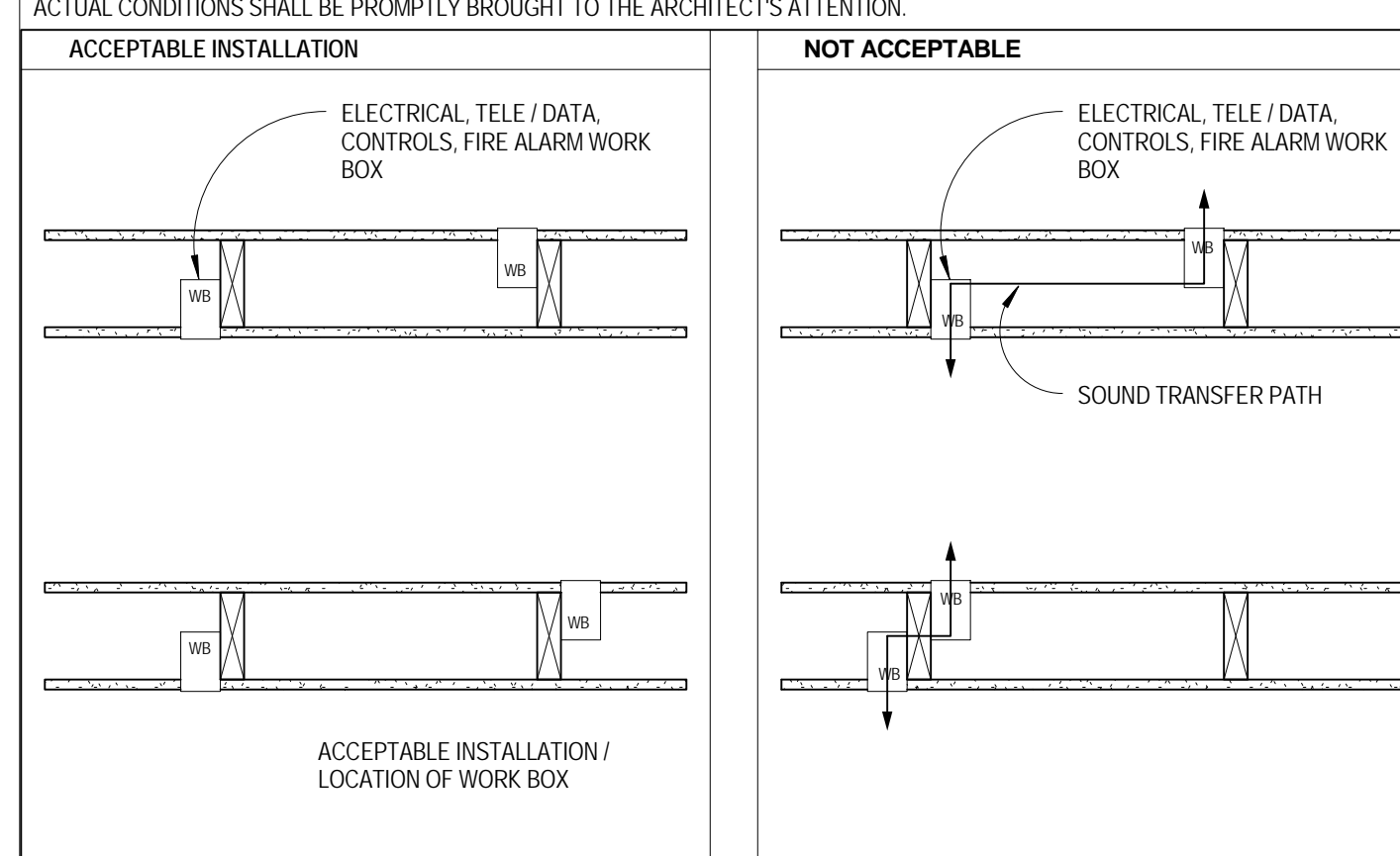


DOOR CLEARANCES



GENERAL NOTES

- ALL DIMENSIONS ARE TO FACE OF MASONRY OR FACE OF STUD, UNO.
- ALL OPENINGS IN MASONRY CONSTRUCTION ARE DIMENSIONED TO THE FACE OF MASONRY.
- ALL SPLAYS SHOWN ON PLANS ARE 45° UNO.
- REFERENCE CODE ANALYSIS KEY PLAN AND SPECIFICATIONS FOR EXTENT OF FIREPROOFING.
- ALL EXPOSED MECHANICAL AND ELECTRICAL SERVICES IN AREAS WITHOUT CEILINGS SHALL BE CAREFULLY COORDINATED AND ORGANIZED SO AS TO PROVIDE A NEAT AND ORDERLY APPEARANCE. SERVICES SHALL BE RUN IN STRAIGHT LINES PARALLEL OR PERPENDICULAR TO EXPOSED STRUCTURE. ALL SERVICES SHALL BE RUN WITHIN OR BETWEEN EXPOSED STRUCTURE TO THE EXTENT POSSIBLE. LAYOUTS FOR PROPOSED SERVICES SHALL BE REVIEWED WITH THE ARCHITECT PRIOR TO PROCEEDING WITH THE WORK.
- THE CONTRACTOR SHALL BE FULLY RESPONSIBLE FOR VERIFYING DIMENSIONS. ALL DISCREPANCIES BETWEEN ANTICIPATED AND ACTUAL CONDITIONS SHALL BE PROMPTLY BROUGHT TO THE ARCHITECT'S ATTENTION.



THE PARK DANFORTH

**777 STEVENS AVE
PORTLAND, ME 04103**

RENOVATIONS AND ADDITIONS

NO. DESCRIPTION DATE

CONTENT: LEGENDS, SYMBOLS, NOTES, PARTITION TYPES

DRAWN BY: KM

PROJECT NO: 13-059-00

DATE: 06/05/2015

REVISED:

SCALE: As Indicated


A0.1

Project Phase

100% CONSTRUCTION DOCUMENTS

COPYRIGHT © 2015 BY LAVALLEE/BRENSINGER PROFESSIONAL ASSOCIATION. ALL RIGHTS RESERVED. NO REPRODUCTION WITHOUT PERMISSION.

LAVALLEE/BRENSINGER ARCHITECTS
155 Dow Street, Suite 400, Manchester, NH 03101
40 Cambridge Street, Charlestown, MA 02129
NH: 603.622.5450 MA: 617.398.2035 www.LBPA.com



CONTENT:
LEGENDS, SYMBOLS, NOTES, PARTITION TYPES

DRAWN BY: KM

PROJECT NO: 13-059-00

DATE: 06/05/2015

REVISED:

SCALE: As Indicated

A0.1

Project Phase

100% CONSTRUCTION DOCUMENTS

COPYRIGHT © 2015 BY LAVALLEE/BRENSINGER PROFESSIONAL ASSOCIATION. ALL RIGHTS RESERVED. NO REPRODUCTION WITHOUT PERMISSION.

C:\Projects\13-059-00_The Park Danforth_RFE_06/05/2015_Scullimovers.dwg
01/20/2015 4:28:02 PM