

E1 Electrical Floor Plan (Sheet E1)

ELECTRICAL WORK NOTES

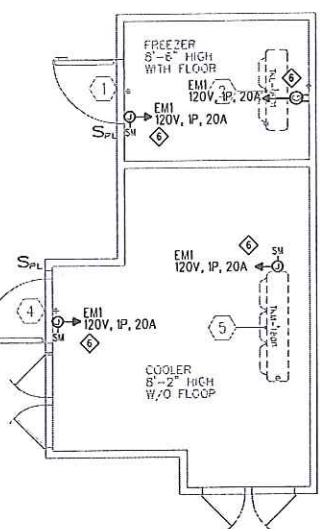
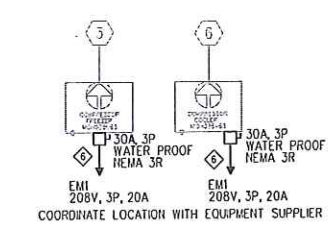
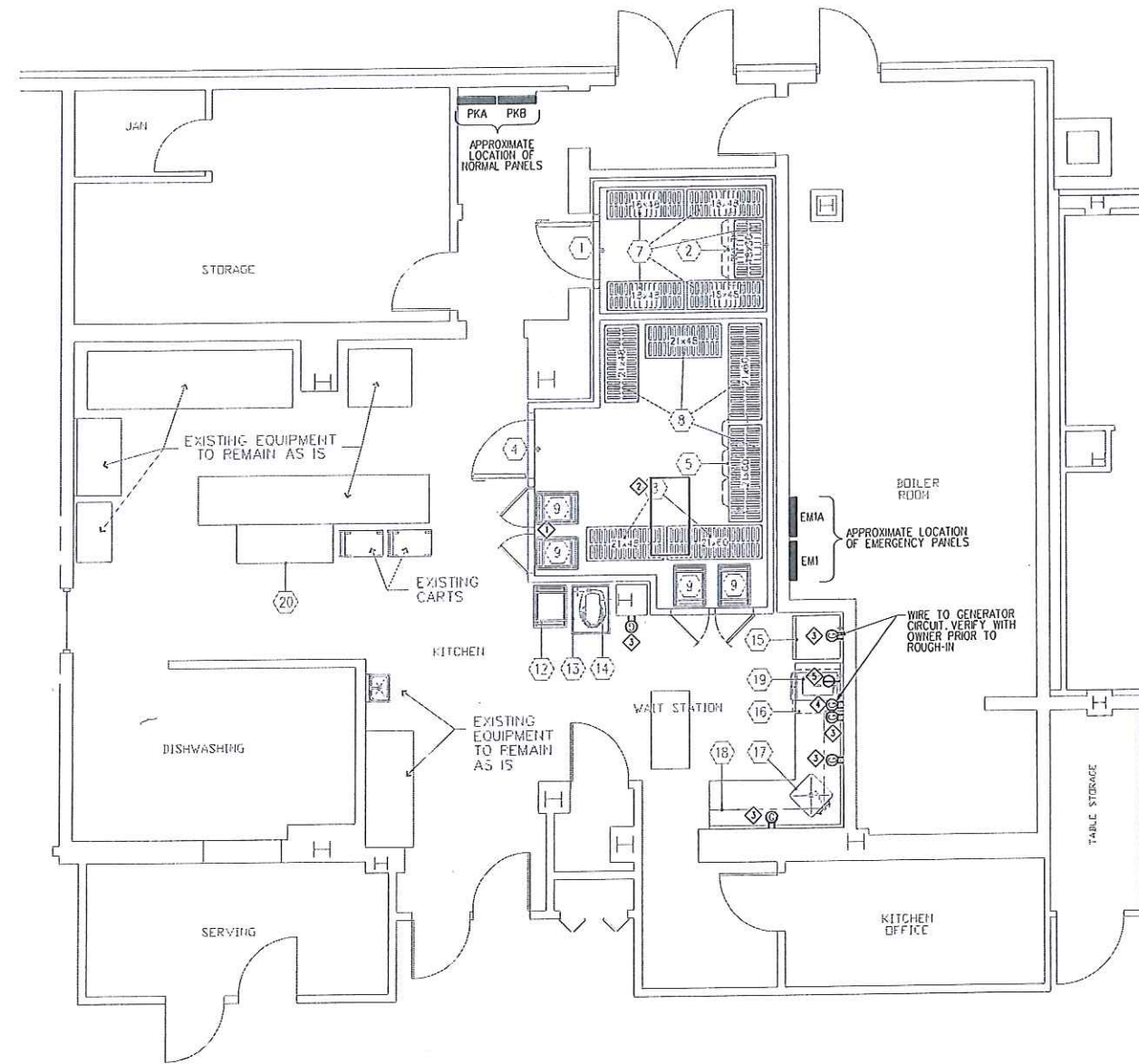
- ◆ CONTRACTOR SHALL REMOVE QTY (6) EXISTING RECEPTACLES FROM EXISTING WALL TO BE DEMOED. REMOVE WIRING BACK TO EXISTING PANEL. COORDINATE DEMO WITH ARCHITECTURES PRIOR TO STARTING WORK.
- ◆ CONTRACTOR SHALL REMOVE AND RELOCATE EXISTING CEILING LIGHT. COORDINATE NEW LOCATION WITH DEMO AND ARCHITECTURAL DRAWINGS PRIOR TO STARTING WORK.
- ◆ CONTRACTOR SHALL REPLACE EXISTING COUNTER TOP RECEPTACLES WITH NEW GFCI TYPE.
- ◆ CONTRACTOR SHALL PROVIDE QTY (1) 120V, 20A RECEPTACLE DEDICATED AND ALL ASSOCIATED WIRING AND BREAKER FOR UNDER COUNTER FREEZER. COORDINATE LOCATION WITH ARCHITECTURAL WORK PRIOR TO ROUGH-IN.
- ◆ CONTRACTOR SHALL PROVIDE QTY (1) 208V, 3P, 20A RECEPTACLE AND ALL ASSOCIATED WIRING AND BREAKER FOR NEW SOFT SERVE MACHINE. COORDINATE RECEPTACLE TYPE WITH EQUIPMENT AND LOCATION WITH ARCHITECTURAL PRIOR TO ROUGH-IN.
- ◆ CONTRACTOR SHALL COORDINATE FREEZER AND COOLER POWER REQUIREMENTS WITH EQUIPMENT MANUFACTURER. COORDINATE LOCATIONS WITH ARCHITECTURAL LAYOUT.

ELECTRICAL GENERAL NOTE

ALL ELECTRICAL WORK SHALL COMPLY WITH NATIONAL ELECTRICAL CODE. SEAL ALL RACEWAYS BETWEEN INTERIOR OF COOLER AND FREEZER AND ENCLOSURE EXTERIOR USING "DUCTSEAL".

SYMBOL LEGEND



- POWER PANEL, 120/208V, 3PHS, 4WIRE
 - ⊕ JUNCTION BOX - "H" DENOTES RANGE HOOD, "DS" DENOTES DISPOSAL, "DW" DENOTES DISHWASHER
 - SM MANUAL MOTOR STARTER SWITCH WITH THERMAL OVERLOAD DEVICE, MOUNTED AT UNIT
 - DISCONNECT SWITCH - 250 VOLT - SIZE AND NUMBER OF POLES AS INDICATED ON DRAWING. PROVIDED BY E.C. UNLESS NOTED OTHERWISE. PROVIDE FUSES WHERE RECOMMENDED BY MANUFACTURER.
 - ⊖ GROUND FAULT DUPLEX RECEPTACLE - 20A, 125V - TAMPER PROOF WITH MATCHING PLATE FURNISHED W/ OUTLET. FLUSH MOUNTED 45" AFF EXCEPT AS NOTED.
 - RACEWAY & WIRING OR MC CABLE RUN CONCEALED IN WALLS/CEILINGS.
 - - - RACEWAY & WIRING RUN EXPOSED.
 - - - RACEWAY & WIRING RUN CONCEALED UNDER FLOOR OR BURIED 30" BELOW FINISH GRADE.
 - HOME RUN TO PANEL - ARROWS INDICATE QUANTITY OF CIRCUITS - NUMERALS DENOTE CIRCUIT NUMBERS.
- BRANCH CIRCUIT WIRING SHALL CONSIST OF 2*12, 1*20/1/2" C UNLESS OTHERWISE NOTED. ASTERISK INDICATES *10 AWG FOR ALL CIRCUITS CONTAINED IN HOMERUN. DOUBLE ASTERISK INDICATES 2, *8 & 1, *10, 3/4" C. PROVIDE EQUIPMENT GROUNDS IN ACCORDANCE WITH NFPA 70, ARTICLE 250.



WALK-IN COOLER/FREEZER DIMENSIONS. ALL DIMENSIONS TO BE VERIFIED WITH JOB SITE CONDITIONS. ALL WALK-IN WALLS SHALL HAVE A MIN. OF 1" AIR SPACE TO BUILDING WALLS.

FOODSERVICE EQUIPMENT SCHEDULE

NO.	QTY	DESCRIPTION	ELECTRICAL			WATER			WASTE		GAS		STEAM				MANUFACTURER	MODEL	REMARKS	
			FLAMPS	KW	HP	VOLTS	PHASE	DIRECT	PLUG	COLD	HOT	DIRECT	INDIRECT	SIZE	MBTUH	LBS/HR				PSIG
1	1	WALK-IN FREEZER	4.0			120	1	3										THERMO-KOOL	CUSTOM	
2	1	EVAPORATOR COIL, FREEZER	4.3	0.5		115	1	3				3/4"						THERMO-KOOL	TL-L-0901	
3	1	COMPRESSOR, FREEZER	12.5		2-1/2	208	3	3										THERMO-KOOL	MOH025L63	
4	1	WALK-IN COOLER	4.0			120	1	3										THERMO-KOOL	CUSTOM	
5	1	EVAPORATOR COIL, COOLER	2.7	0.2		115	1	3				3/4"						THERMO-KOOL	TKM-1800	
6	1	COMPRESSOR, COOLER	11.3		2-1/2	208	3	3										THERMO-KOOL	MOH025X63	
7	5	SHELVING UNIT																CAMBRO	ELEMENTS SERIES	
8	7	SHELVING UNIT																CAMBRO	ELEMENTS SERIES	
9	4	SHEET PAN RACK																NEW AGE	4339	WITH 6" HIGH LEGS WITH FLANGED FEET
10	-	- SPARE NUMBER -																		
11	-	- SPARE NUMBER -																		
12	1	SHEET PAN RACK (EXISTING)																UHI-HOWH	UHI-HOWH	
13	1	MIXER STAND																ADVANCE/TABCO	MX-SS-302	WITH CASTERS, TWO LOCKING
14	1	MIXER, 20-QUART (EXISTING)	8.0		1/2	115	1	3										HOBART	A-200	
15	1	REFRIGERATOR, 1-SECTION (EXISTING)	7.6		1/3	115	1	3										TRUE	T-23	
16	1	FREEZER, UNDERCOUNTER (EXISTING)	6.0		1/4	115	1	3										BEVERAGE AIR	UCF27A	
17	1	WORK TABLE WITH SINK								1/2"	1/2"	2"						FABRICATED	CUSTOM	
18	3	WALL SHELF "L"																FABRICATED	CUSTOM	
19	1	SOFT SERVE MACHINE	15.0			208	3	3										SAHSERV	401	
20	1	WORK COUNTER																ADVANCE/TABCO	EB-SS-245-M	



THE PARK DANFORTH
WALK IN FREEZER RENOVATIONS
111 STEVENS AVE. PORTLAND, MAINE 04103
POWER MODIFICATIONS

Date Drawn - 03/01/13

Drawn By - twg

Revised -

Project # 3402

Scale - 1/4" = 1'-0"

Sheet Number - E1