

ABBREVIATIONS:	
3PL	THIRD PARTY LOGISTICS
ABS	ACRYLONITRILE BUTADIENE STYRENE
AC	AIR CONDITIONING
ACC	ACCESSIBLE
ACT	ACOUSTICAL CEILING TILE
ADJ	ADJUSTABLE
AFF	ABOVE FINISHED FLOOR
AHJ	AUTHORITIES HAVING JURISDICTION
ALUM	ALUMINUM
AMP	AMPERAGE
APPROX	APPROXIMATE
ARCH	ARCHITECTURAL
BD	BOARD
BLDG	BUILDING
BLKG	BLOCKING
BOB	BOTTOM OF BEAM
BOH	BACK OF HOUSE
CAB	CABINET
CD	CONDENSATE DRAIN
CKT	CIRCUIT
CLG	CEILING
CLR	CLEAR/CLEARANCE
CM	CONSTRUCTION MANAGER
CMNT	CEMENT
CMU	CONCRETE MASONRY UNIT
CNTRS	CENTERS
CO	COMPANY
CTR	CENTER
CL	CENTER LINE
COL	COLUMN
COMP	COMPARTMENT
CONC	CONCRETE
CONT	CONTINUOUS
CONST	CONSTRUCTION
CT	CERAMIC TILE
CW	COLD WATER
CWF	COLD WATER FILTERED
CWN	COLD WATER NANO FILTERED
CWS	COLD WATER SOFTENED
CXFMR	CURRENT TRANSFORMER
DEG	DEGREES
DIA	DIAMETER
DM	DIMENSION
DISP	DISPENSER
DN	DOWN
DTL	DETAIL
DW	DISHWASHER
DWG(S)	DRAWING(S)
EA	EACH
EC	ELECTRICAL CONTRACTOR
ELEC	ELECTRICAL
ELEV	ELEVATION
EQ	EQUAL
EQUIP	EQUIPMENT
EXIST	EXISTING
EXP	EXPOSED
EXT	EXTERIOR
FCO	FLOOR CLEANOUT
FFE	FINISH FLOOR ELEV
FI	FUTURE INITIATIVES
FIN	FINISHED
FIO	FURNISHED & INSTALLED BY OWNER
FIXT	FIXTURE
FLEX	FLEXIBLE
FOC	FACE OF CABINET
FOG	FACE OF GLAZING
FOH	FRONT OF HOUSE
FOIC	FURNISHED BY OWNER
FOS	FACE OF STUD
FRP	FIBERGLASS REINFORCED PANEL
FLR	FLOOR
FT	FOOT/FEET
FV	FIELD VERIFY
GA	GAUGE
GALV	GALVANIZED
GC	GENERAL CONTRACTOR
GRND	GROUND
GWB	GYPSSUM WALL BOARD
HC	HOLLOW CORE
HD	HEAD
HDR	HEADER
HDWD	HARDWOOD
HDWR	HARDWARE
HM	HOLLOW METAL
HORZ	HORIZONTAL
HR	HOUR
HT	HEIGHT
HVAC	HEATING VENTILATING AIR CONDITIONING
HW	HOT WATER
ID	INSIDE DIAMETER
IF	INSIDE/INTERIOR FACE
IG	INDEPENDENT GROUND
INSUL	INSULATION
INFO	INFORMATION
IW	INDIRECT WASTE
JC	JOB CAPTAIN
LL	LANDLORD
MAX	MAXIMUM
MC	MECHANICAL CONTRACTOR
MDF	MEDIUM DENSITY FIBREBOARD
MECH	MECHANICAL
MEP	MECHANICAL, ELECTRICAL AND PLUMBING
MERCH	MERCHANDISE UNIT
MFG	MANUFACTURER
MIN	MINIMUM
MLDG	MOULDING
MTL	METAL
NAT	NATURAL
NIC	NOT IN CONTRACT
NL	NIGHT LIGHT
NSF	NATIONAL SANITATION FOUNDATION
NTS	NOT TO SCALE
OA	OVER ALL
OC	ON CENTER
OD	OUTSIDE DIAMETER
OF	OUTSIDE FACE
OFI	OWNER FURNISHED ITEM
OPNG	OPENING
PC	PLUMBING CONTRACTOR
PERP	PERPENDICULAR
PLAM	PLASTIC LAMINATE
PLCS	PLACES
PLEX	PLEXIGLAS
PLYWD	PLYWOOD
PM	PROJECT MANAGER
POC	POINT OF CONNECTION
POS	POINT OF SALE
PT	PAINT
QT	QUARRY TILE
R	RADIUS
RCM	RENOVATIONS CONSTRUCTION MANAGER
RECEPT	RECEPTACLE
REF	REFERENCE
REFRIG	REFRIGERATOR
REQ'D	REQUIRED
REV	REVISED/REVISION
RND	ROUND
RO	REVERSE OSMOSIS
SC	SOLID CORE
SF	SQUARE FEET
SHT	SHEET
SHT MTL	SHEET METAL
SIM	SIMILAR
SOL	SOLID
SPECS	SPECIFICATION(S)
SQ	SQUARE
SS	STAINLESS STEEL
STG	STORAGE
STRUCT	STRUCTURAL
STL	STEEL
SUSP	SUSPENDED
SW	SOFTENED WATER
T&G	TONGUE AND GROOVE
TEL	TELEPHONE
TEMP	TEMPORARY
TW	TEMPERED WATER
TYP	TYPICAL
UC	UNDERCOUNTER
UON	UNLESS OTHERWISE NOTED
V	VENT
VAL	VALIDATION
VCT	VINYL COMPOSITE TILE
VD	VENDOR DIRECT
VERT	VERTICAL
VIF	VERIFY IN FIELD
WD	WOOD
WH	WATER HEATER
WMV	WHITE MAPLE VENEER
XFMR	TRANSFORMER

GENERAL NOTES:

- GC SHALL VISIT THE SITE, REVIEW THE BUILDING SHELL DRAWINGS AS SUBMITTED BY THE LANDLORD OR STARBUCKS SITE SURVEYOR, AND BECOME THOROUGHLY FAMILIAR WITH THE SITE CONDITIONS PRIOR TO BIDDING OR CONSTRUCTION.
- GC SHALL CONSULT WITH STARBUCKS CONSTRUCTION MANAGER (CM) TO RESOLVE ANY CHANGES, OMISSIONS OR PLAN DISCREPANCIES PRIOR TO BIDDING OR CONSTRUCTION.
- ALL WORK SHALL BE PERFORMED IN STRICT COMPLIANCE WITH LOCAL, COUNTY, STATE AND FEDERAL CODES AND ORDINANCES.
- GC SHALL VERIFY THE LOCATION OF ALL UTILITIES.
- GC TO VERIFY ALL DIMENSIONS, INCLUDING CLEARANCES REQUIRED BY OTHER TRADES, AND NOTIFY STARBUCKS CM OF ANY DISCREPANCIES PRIOR TO PROCEEDING WITH THE WORK. ALL DIMENSIONS ARE TO THE FACE OF THE FINISHED SURFACE UNLESS NOTED OTHERWISE. ALL DIMENSIONS TO BE TAKEN FROM DESIGNATED DATUM POINT. DO NOT SCALE DRAWINGS.
- GC SHALL PATCH AND REPAIR ALL EXISTING WALLS, FLOORS, CEILINGS OR OTHER SURFACES IDENTIFIED TO REMAIN THAT MAY BECOME DAMAGED DURING THE COURSE OF THE WORK.
- THE GC IS RESPONSIBLE FOR OBTAINING PERMITS FOR FIRE PROTECTION, PLUMBING, MECHANICAL AND ELECTRICAL SYSTEMS PRIOR TO INSTALLATION OF SUCH SYSTEMS.
- GC SHALL RETAIN ONE SET OF THE PLANS TO NOTE AND DOCUMENT ALL CHANGES DURING CONSTRUCTION. THIS SET SHALL BE A PART OF THE GC'S "STORE CLOSE-OUT PACKAGE" AS DESCRIBED IN THE CONSTRUCTION MANAGEMENT AGREEMENT.
- GC IS RESPONSIBLE FOR COORDINATING DELIVERY OF MATERIALS FROM STARBUCKS CONTRACTED THIRD PARTY LOGISTICS (3PL) DISTRIBUTION SERVICES AND VENDOR DIRECT (VD) SHIPMENTS. REFER TO CONSTRUCTION MANAGEMENT AGREEMENT FOR METHODS AND LEAD TIMES.
- RESPONSIBILITY FOR SUPPLY AND DELIVERY OF MATERIALS AND EQUIPMENT IS IDENTIFIED IN THE DRAWING SCHEDULE SHEETS UNDER THE COLUMN LABELED "SHIP". "GC" MEANS THE ITEM IS TO BE SUPPLIED BY THE GC. "3PL" MEANS AN ITEM IS SUPPLIED BY STARBUCKS VIA STARBUCKS CONTRACTED DISTRIBUTION SERVICE AND "VD" MEANS SUPPLIED BY STARBUCKS AND SHIPPED DIRECTLY TO THE SITE FROM THE VENDOR.
- FOR THE PURPOSE OF THE DOCUMENTS, TO "INSTALL" SHALL MEAN TO PROVIDE ALL FASTENERS, MISCELLANEOUS HARDWARE, BLOCKING, ELECTRICAL CONNECTIONS, PLUMBING CONNECTIONS, AND OTHER ITEMS REQUIRED FOR A COMPLETE AND OPERATIONAL INSTALLATION, UON.

LEGAL DESCRIPTION:

N/A

APPROVAL STAMPS:

PROJECT DESCRIPTION: COMMERCIAL TENANT IMPROVEMENTS TO EXISTING BUILDING

ZONING: B-2 REGULAR BUSINESS SINGLE TENANT LOT

TYPE OF USE: RETAIL SALES AND SERVICES

TYPE OF OCCUPANCY: A-2

TYPE OF CONSTRUCTION: A-2

OCCUPANCY LOAD:

SALES:	262 S.F. / 30+ 8
SEATING:	481 S.F. / 15+ 32
BEVERAGE/PREP:	403 S.F. / 200+ 2
WORKROOM/ STORAGE:	358 S.F. / 200+ 2
TOTAL:	44

TOTAL SQUARE FEET: 1728 S.F.

EXTERIOR SEASONAL SEATING: 4 TABLES, 2 ADA TABLES

PROJECT CONTACTS:

DESIGN MANAGER: CARRIE HOLLAAR
STARBUCKS COFFEE COMPANY
330 FIFTH AVENUE, SUITE 300
NEW YORK, NEW YORK 10001
(212) 613-1280 x 2294 PHONE
(212) 239-4838 FAX

CONSTRUCTION MANAGER: MARK SWIDERSKI
85 WELLS AVENUE, SUITE 110
NEWTON, MA 02459
(617) 796-3385 PHONE
(617) 796-3403 FAX

LANDLORD: STEPHEN MARDIGAN
726 FOREST AVE
PORTLAND, ME 04103-4106
(207) 772-5555 PHONE

LANDLORD CONTACT: JOE CHARRIER
(207) 883-1588 PHONE
(207) 883-1770 FAX

MEP CONSULTANT: ARMEN KHACHATURIAN
49 CLAREMONT AVENUE
MONTCLAIR, NJ 07042
(973) 783-1098 PHONE
(973) 783-4301 FAX

EXPEDITOR: DAN BRENNAN
24 ROCKRIDGE RD.
HOPEDALE, MA 01747
(508) 380-8460 PHONE



STARBUCKS COFFEE COMPANY
2401 UTAH AVENUE SOUTH
SEATTLE, WASHINGTON 98134
(206) 318-1575

THESE PLANS AND SPECIFICATIONS, AS WELL AS STARBUCKS NAME AND LOGO, TRADEMARKS AND DESIGNS ARE THE EXCLUSIVE PROPERTY OF STARBUCKS CORPORATION. ANY REPRODUCTION, MODIFICATION, DISCLOSURE AND/OR USE OF THESE MATERIALS FOR ANY PORTION OF THEM WITHOUT STARBUCKS PRIOR WRITTEN CONSENT IS STRICTLY PROHIBITED.

ARCHITECT OF RECORD
David A. Udkow, Architect
11881 North 113th Way
Scottsdale, AZ 85259
480-814-3385

REV DATE JC DESCRIPTION

INDEX OF SHEETS:

PROJECT INFO & SITE SHEETS:

G1.0 PROJECT INFORMATION & CONTACTS
G2.0 VICINITY MAP, SITE LOCATION, & FLOOR PLAN

C1.0 SITE PLAN
C1.1 SITE PLAN DETAILS
C1.2 SITE SIGNAGE DETAILS

ARCHITECTURAL SHEETS:

A0.1 PENETRATION PLAN
A1.0 EXTERIOR ELEVATIONS & SCHEDULE
A2.0 CONSTRUCTION LAYOUT
A2.1 CONSTRUCTION LAYOUT DETAILS
A3.0 REFLECTED CEILING PLAN & SCHEDULE
A3.1 LIGHTING DIMENSION PLAN
A3.2 CEILING / LIGHTING DETAILS
A4.0 FLOOR FINISH PLAN
A4.1 FLOOR FINISH DETAILS
A5.0 WALL FINISH PLAN & SCHEDULES
A5.1 INTERIOR ELEVATIONS
A5.2 INTERIOR ELEVATIONS
A5.3 WALL FINISH DETAILS
A6.0 ENLARGED RESTROOM PLAN & ELEVATIONS
A7.0 CASEWORK PLAN & SCHEDULES
A7.1 CASEWORK DETAILS
A7.2 CASEWORK DETAILS
A7.3 CASEWORK DETAILS
A8.0 FURNISHING, FIXTURE & EQUIPMENT PLAN
A8.1 AUXILIARY & EQUIPMENT SCHEDULES
A8.2 FURNITURE & MISCELLANEOUS SCHEDULES

MECHANICAL / PLUMBING / ELECTRICAL SHEETS:

M1.0 MECHANICAL LEGEND & NOTES
M2.0 HVAC PLAN & SCHEDULE
M3.0 HVAC DETAILS

P1.0 PLUMBING LEGEND & NOTES
P2.0 PLUMBING SUPPLY PLAN & SCHEDULE
P3.0 PLUMBING WASTE / DRAIN PLAN

E1.0 ELECTRICAL SPECIFICATIONS & DETAILS
E2.0 ELECTRICAL POWER PLAN & PANEL SCHEDULES
E2.1 ELECTRICAL SITE PLAN
E3.0 LIGHTING PLAN & SCHEDULES

STARBUCKS COFFEE
PORTLAND
1080 FOREST AVENUE
PORTLAND, ME 04103
CUMBERLAND

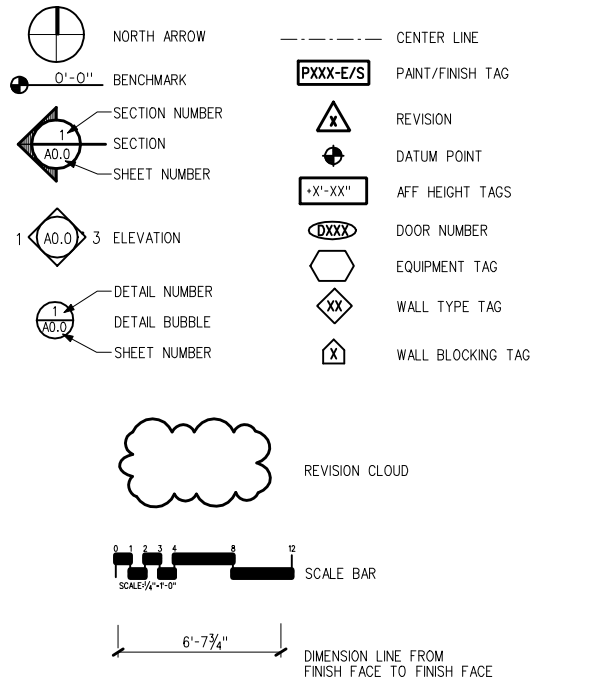
STORE #: 11917
PROJECT #: 37548-001
CONCEPT: MSS DT
PALETTE: CLASSICO
ISSUE DATE: 12-6-2006
DM: CARRIE HOLLAAR
JC: LINDSAY LAWRENCE
CHECKED: BRETT JOHN
CM: MARK SWIDERSKI

SHEET TITLE
PROJECT INFORMATION / CONTACTS

SCALE:
(DO NOT SCALE DRAWINGS)

SHEET NUMBER
G1.0

LEGEND:



APPLICABLE CODES

IBC2003
2000 UNIFORM PLUMBING CODE
NEC 2005: NFPA70
INTERNATIONAL MECHANICAL CODE 2003
NFPA 101: NFPA 12003
HEALTH: CITY ORDINANCE CHAPTER 11 - FOOD AND FOOD HANDLERS

SITE INFORMATION / OCCUPANCY:

PROJECT DESCRIPTION: COMMERCIAL TENANT IMPROVEMENTS TO EXISTING BUILDING

ZONING: B-2 REGULAR BUSINESS SINGLE TENANT LOT

TYPE OF USE: RETAIL SALES AND SERVICES

TYPE OF OCCUPANCY: A-2

TYPE OF CONSTRUCTION: A-2

OCCUPANCY LOAD:

SALES:	262 S.F. / 30+ 8
SEATING:	481 S.F. / 15+ 32
BEVERAGE/PREP:	403 S.F. / 200+ 2
WORKROOM/ STORAGE:	358 S.F. / 200+ 2
TOTAL:	44

TOTAL SQUARE FEET: 1728 S.F.

EXTERIOR SEASONAL SEATING: 4 TABLES, 2 ADA TABLES



STARBUCKS COFFEE COMPANY
 2401 UTAH AVENUE SOUTH
 SEATTLE, WASHINGTON 98134
 (206) 318-1575

THESE PLANS AND SPECIFICATIONS, AS WELL AS STARBUCKS' NAME AND LOGO, TRADEMARKS AND DESIGNS ARE THE EXCLUSIVE PROPERTY OF STARBUCKS CORPORATION. ANY REPRODUCTION, MODIFICATION, DISCLOSURE AND/OR USE OF THESE MATERIALS FOR ANY PORTION OF THEM WITHOUT STARBUCKS' PRIOR WRITTEN CONSENT IS STRICTLY PROHIBITED.

ARCHITECT OF RECORD
 David A. Udkow, Architect
 11881 North 113th Way
 Scottsdale, AZ 85259
 480-614-3385

REV DATE JC DESCRIPTION

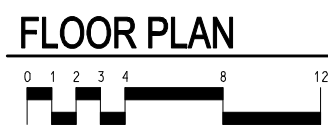
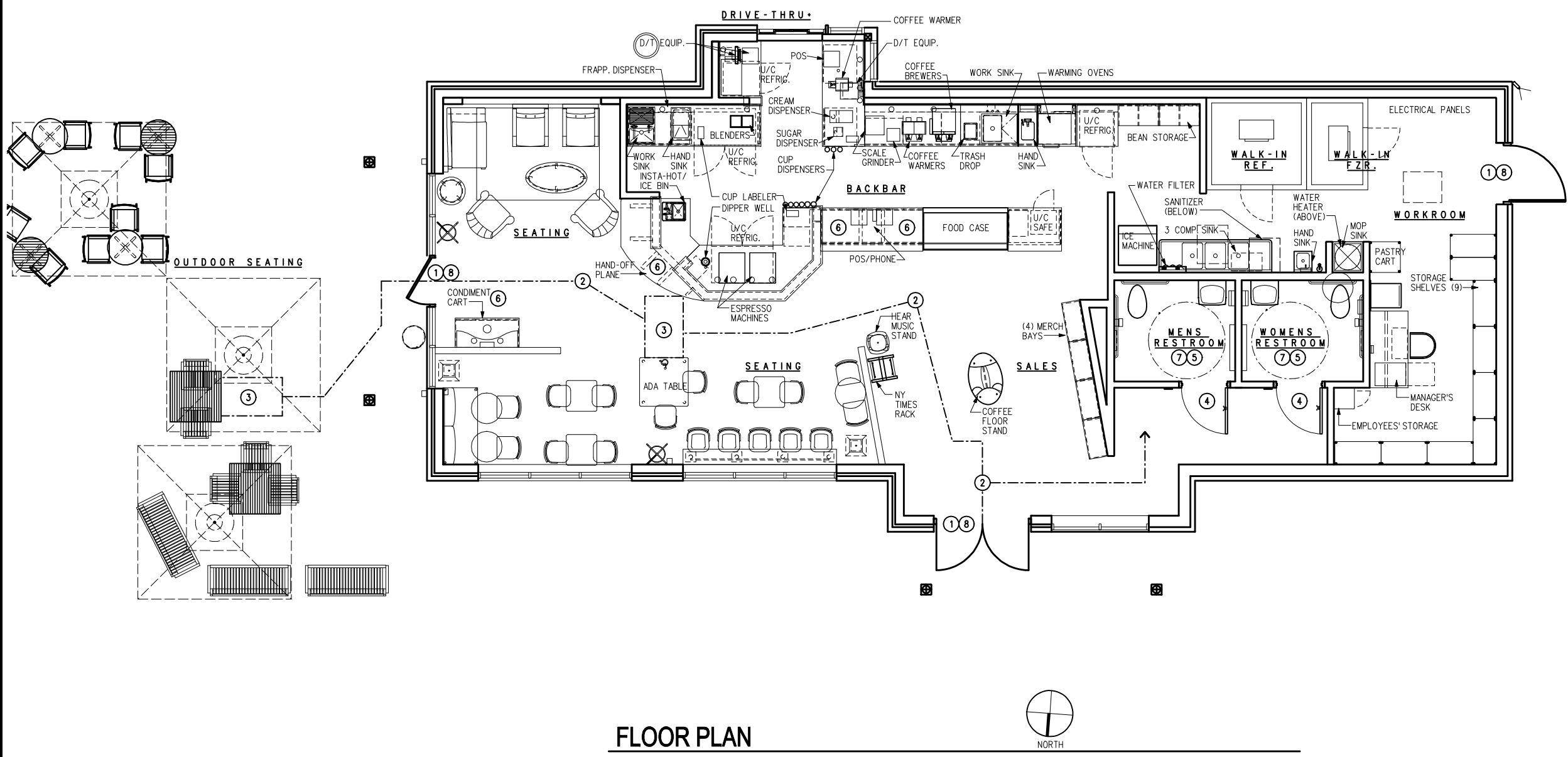
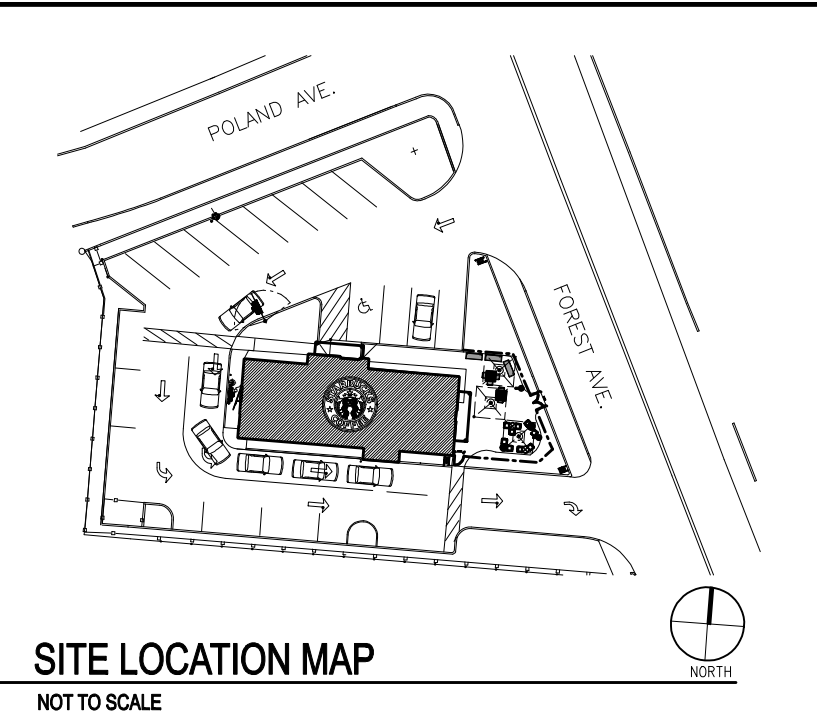
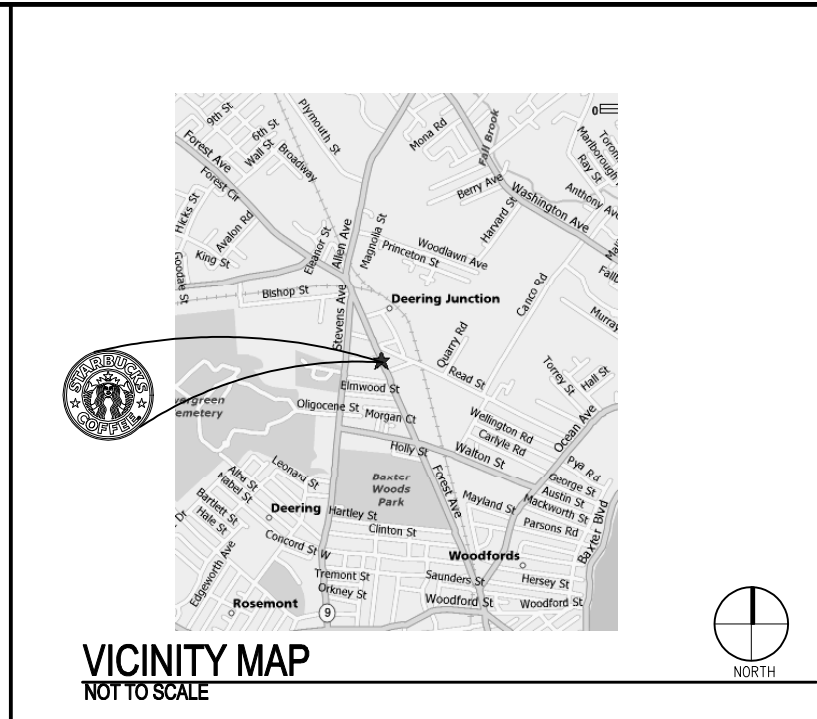
STARBUCKS COFFEE
PORTLAND
 1080 FOREST AVENUE
 PORTLAND, ME 04103
 CUMBERLAND

PROJECT:
 STORE #: 11917
 PROJECT #: 37548-001
 CONCEPT: MSS DT
 PALETTE: CLASSICO
 ISSUE DATE: 12-6-2006
 DM: CARRIE HOLLAAR
 JC: LINDSAY LAWRENCE
 CHECKED: BRETT JOHN
 CM: MARK SWIDERSKI

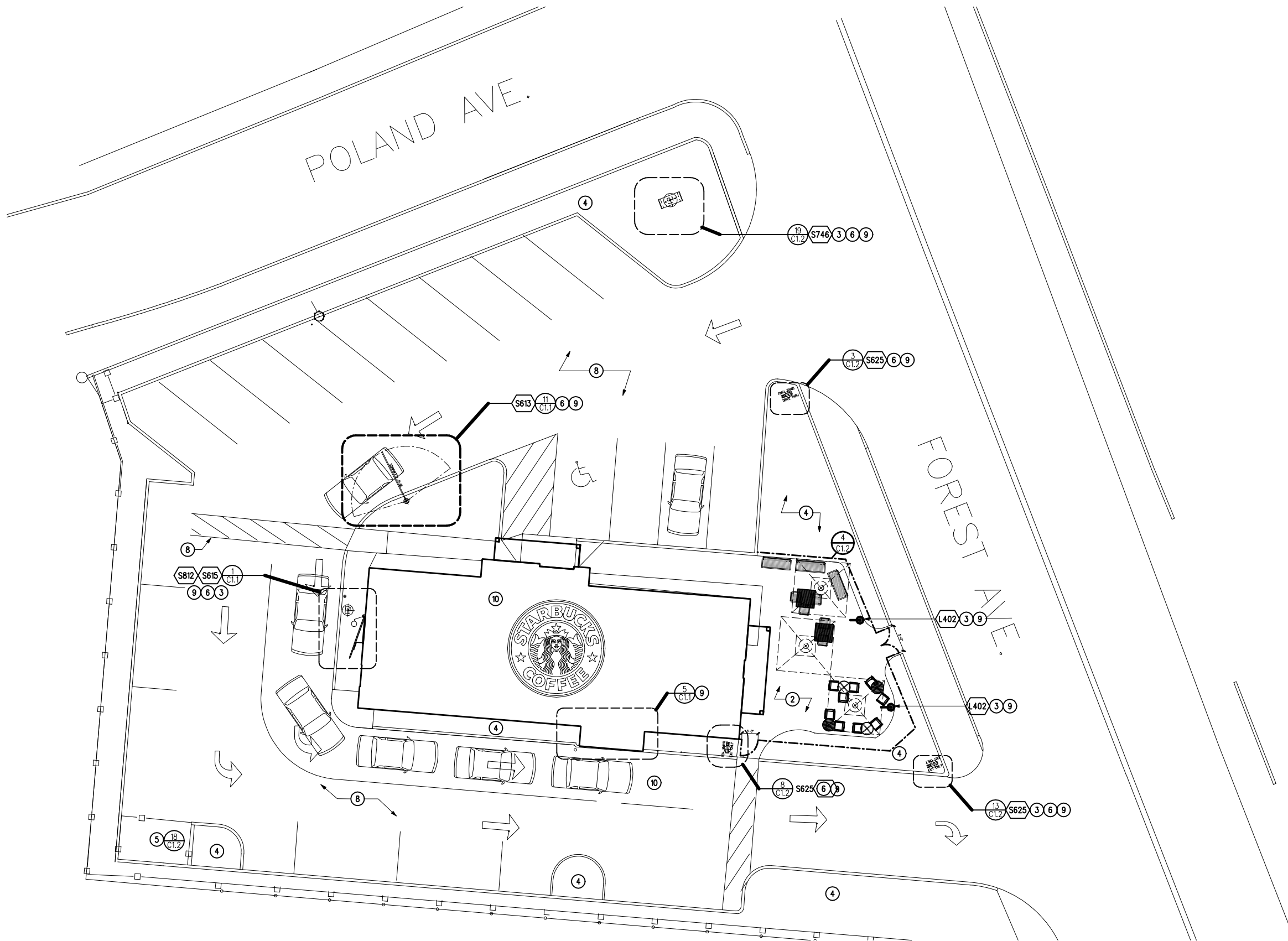
SHEET TITLE
VICINITY MAP / FLOOR PLAN

SCALE: NO SCALE
 (DO NOT SCALE DRAWINGS)

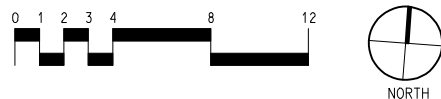
SHEET NUMBER
G2.0



- ADA KEY:**
- ① LEVEL LANDING THRESHOLD
 - ② BARRIER-FREE PATH OF TRAVEL
 - ③ 30" X 48" CLEAR FOR WHEELCHAIR ACCESS
 - ④ 32" MINIMUM CLEAR @ RESTROOM DOOR
 - ⑤ 60" DIAMETER CLEAR FOR WHEELCHAIR ACCESS
 - ⑥ POS, HAND-OFF PLANE AND CONDIMENT COUNTERTOPS ARE 2'-10" AFF FOR WHEELCHAIR ACCESSIBILITY
 - ⑦ SEE SHEET A6.0 FOR RESTROOM DETAILS
 - ⑧ ALL THRESHOLDS TO BE ADA COMPLIANT PER ALL APPLICABLE CODES



SITE PLAN



NOTES:

- 1 REFER TO SHEET A1.0 FOR BUILDING SIGNAGE LOCATIONS AND TAGS. REFER TO SHEETS E1.0 & E2.0 FOR ELECTRICAL REQUIREMENTS.
- 2 GC TO APPLY CONCRETE SEALER TO ALL EXTERIOR CONCRETE PATIO AND WALKWAY SURFACES.
- 3 EXTERIOR SITE LIGHTING TO BE ON TIME CLOCK SYNCHRONIZED WITH SIGNAGE. LIGHTING REQUIREMENTS:
A) 3-7 FOOTCANDLES LIGHT LEVELS MINIMUM.
B) NO DARK AREAS ON SITE, INCLUDING TRASH ENCLOSURE AND OUTDOOR PATIOS
C) METAL HALIDE LIGHTING PREFERRED.
- 4 LANDSCAPING TO BE LOW PROFILE, NO HIDING PLACES, 30" MAXIMUM HEIGHT
- 5 TRASH ENCLOSURE TO BE LOCKABLE USING STEEL GATES OR CHAIN TO BE PROVIDED BY LANDLORD.
- 6 DRIVE THRU SIGNAGE PERMIT, INSTALLATION AND SPECIFICATIONS PROVIDED BY "PATTISON SIGN". COORDINATE WITH STARBUCKS CONSTRUCTION MANAGER.
- 7 WIRELESS COMMUNICATIONS PACKAGE, INCLUDING VEHICLE DETECTION LOOP, WIRELESS COMMUNICATION, MONITORS, ETC. PROVIDED BY -HME, INC.
BRADY CAMPBELL bcampbell@hme.com
ORDER CONFIRMATION SYSTEM POST & TRANSMITTER SUPPLIED BY
-DELPHIDISPLAY SYSTEMS
CHRISTINA ROBERTS 800-456-0060x494
800-574-8480 fax croberts@delphidisplay.com
COORDINATED BY STARBUCKS CONSTRUCTION MANAGER. REFER TO SHEET E1.0 FOR ELECTRICAL REQUIREMENTS.
- 8 ALL PARKING AND DRIVE THRU STRIPING TO BE PROVIDED BY LANDLORD.
- 9 LANDLORD IS RESPONSIBLE FOR PROVIDING SITE WORK, INCLUDING NEW BOLLARDS, FOOTING, FENCING, GATES AND CONDUIT FOR DRIVE THRU SIGNAGE. COORDINATE WITH STARBUCKS CONSTRUCTION MANAGER.
- 10 LANDLORD TO PROVIDE 6" THK CONCRETE PAVING THE LENGTH OF THE DRIVE THRU LANE, EXTENT TO INCLUDE DRIVE THRU WINDOW STANDING PAD.
- 11 SIGNAGE CONTRACTOR SHALL VERIFY SIZE & LOCATION OF ANY & ALL ALLOWABLE MONUMENT OR POLE SIGNAGE WITH LL & PROVIDE SHOP DWG(S) PRIOR TO FABRICATION TO STARBUCKS DESIGNER FOR APPROVAL.

SIGNAGE SCHEDULE:

ITEM*	QTY	DESCRIPTION
EXTERIOR		
1 S421	2	STACKED FACE LIT 14"
DRIVETHRU		
S613	1	DT POST MTD CLEARANCE
S615	1	DT ORDER CONFIRMATION POST
S625	3	33 IN DIRECT. W/LOGO
1 S641	1	DT OVAL FOR 14IN
S812	1	DT WALL MOUNTED MENU 5 PANEL
FREESTANDING		
S746	1	D/F ILLUM 48" LOGO DT PYLON



STARBUCKS COFFEE COMPANY
2401 UTAH AVENUE SOUTH
SEATTLE, WASHINGTON 98134
(206) 318-1575

THESE PLANS AND SPECIFICATIONS, AS WELL AS STARBUCKS NAME AND LOGO, TRADEMARKS AND DESIGNS ARE THE EXCLUSIVE PROPERTY OF STARBUCKS CORPORATION. ANY REPRODUCTION, MODIFICATION, DISCLOSURE AND/OR USE OF THESE MATERIALS FOR ANY PORTION OF THEM WITHOUT STARBUCKS PRIOR WRITTEN CONSENT IS STRICTLY PROHIBITED.

ARCHITECT OF RECORD

David A. Udkow, Architect
11881 North 113th Way
Scottsdale, AZ 85259
480-614-3385

REV DATE JC DESCRIPTION

STARBUCKS COFFEE
PORTLAND
1080 FOREST AVENUE
PORTLAND, ME 04103
PROJECT: CUMBERLAND COUNTY:

STORE #: 11917
PROJECT #: 37548-001
CONCEPT: MSS DT
PALETTE: CLASSICO
ISSUE DATE: 12-6-2006
DM: CARRIE HOLLAAR
JC: LINDSAY LAWRENCE
CHECKED: BRETT JOHN
CM: MARK SWIDERSKI

SHEET TITLE
SITE PLAN

SCALE: 1/4"=1'-0"
(DO NOT SCALE DRAWINGS)

SHEET NUMBER
C1.0



STARBUCKS COFFEE COMPANY
 2401 UTAH AVENUE SOUTH
 SEATTLE, WASHINGTON 98134
 (206) 318-1575

THESE PLANS AND SPECIFICATIONS, AS WELL AS STARBUCKS' NAME AND LOGO, TRADEMARKS AND DESIGNS ARE THE EXCLUSIVE PROPERTY OF STARBUCKS CORPORATION. ANY REPRODUCTION, MODIFICATION, DISCLOSURE AND/OR USE OF THESE MATERIALS FOR ANY PORTION OF THEM WITHOUT STARBUCKS' PRIOR WRITTEN CONSENT IS STRICTLY PROHIBITED.

ARCHITECT OF RECORD
 David A. Udkow, Architect
 11881 North 113th Way
 Scottsdale, AZ 85259
 480-614-3385

REV DATE JC DESCRIPTION

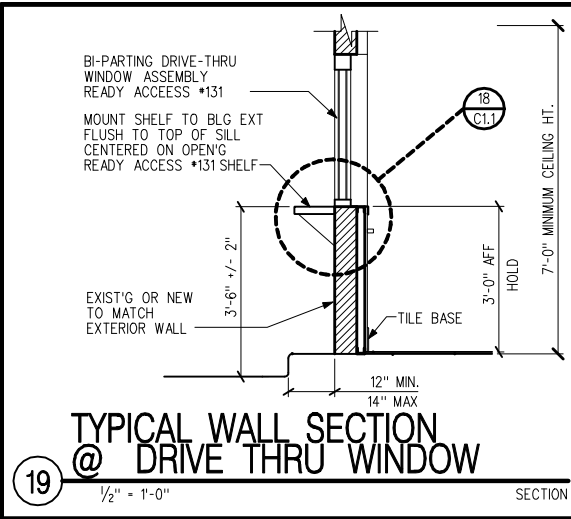
STARBUCKS COFFEE
PORTLAND
 1080 FOREST AVENUE
 PORTLAND, ME 04103
 CUMBERLAND COUNTY

STORE #: 11917
PROJECT #: 37548-001
 CONCEPT: MSS DT
 PALETTE: CLASSICO
 ISSUE DATE: 12-6-2006
 DM: CARRIE HOLLAAR
 JC: LINDSAY LAWRENCE
 CHECKED: BRETT JOHN
 CM: MARK SWIDERSKI

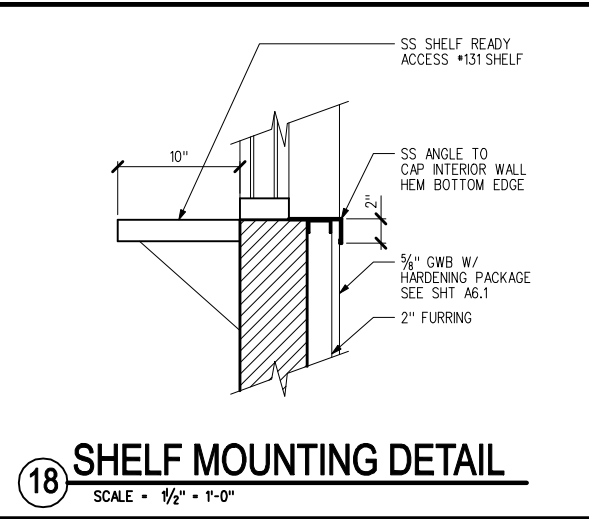
SHEET TITLE
SITE PLAN DETAILS

SCALE: VARIES
 (DO NOT SCALE DRAWINGS)

SHEET NUMBER
C1.1

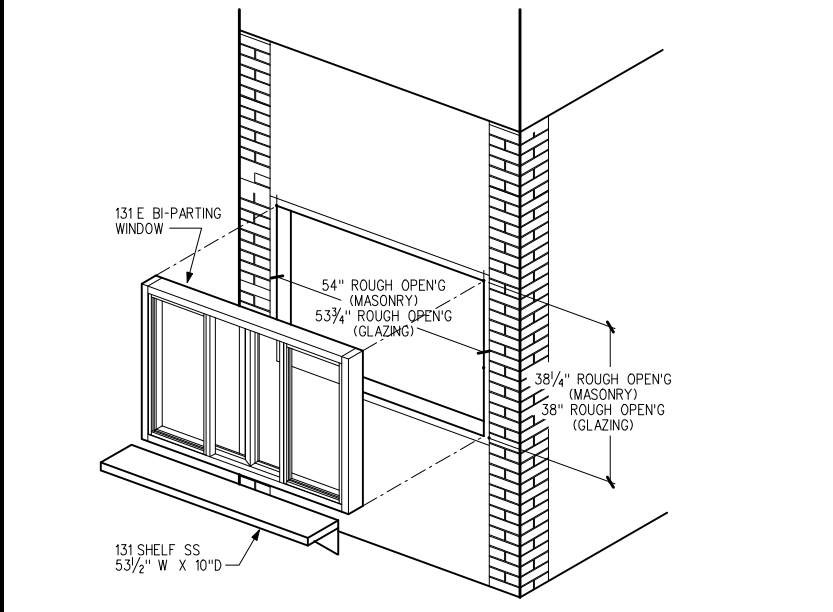


19 TYPICAL WALL SECTION @ DRIVE THRU WINDOW
 1/2" = 1'-0" SECTION

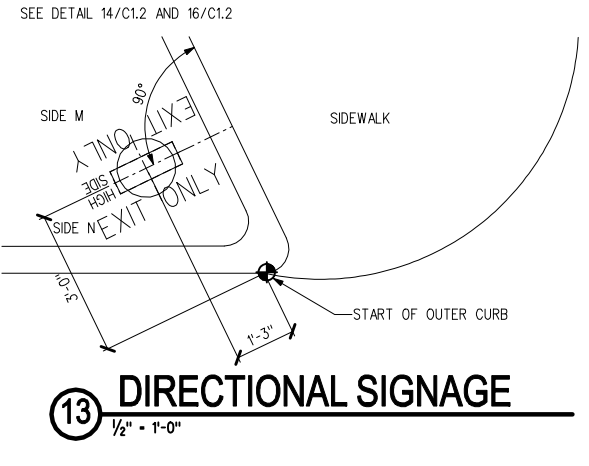


18 SHELF MOUNTING DETAIL
 SCALE = 1/2" = 1'-0"

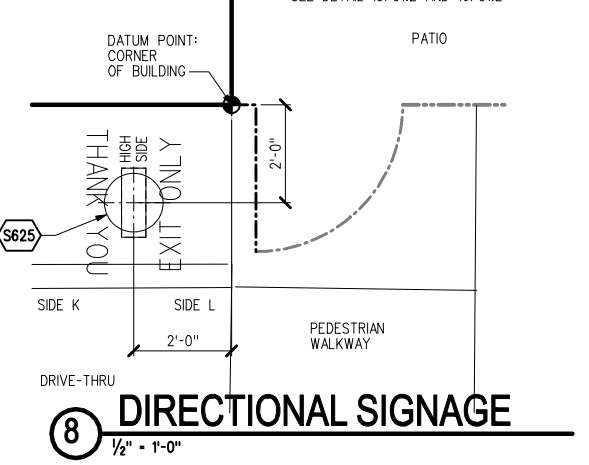
NOTE: INSTALLATION ILLUSTRATIONS ARE FOR REFERENCE ONLY. CONSTRUCTION AND LOCAL CODES WILL DETERMINE PROPER INSTALLATION OF THE WINDOW. CONTACT READY ACCESS FOR MORE INFORMATION.



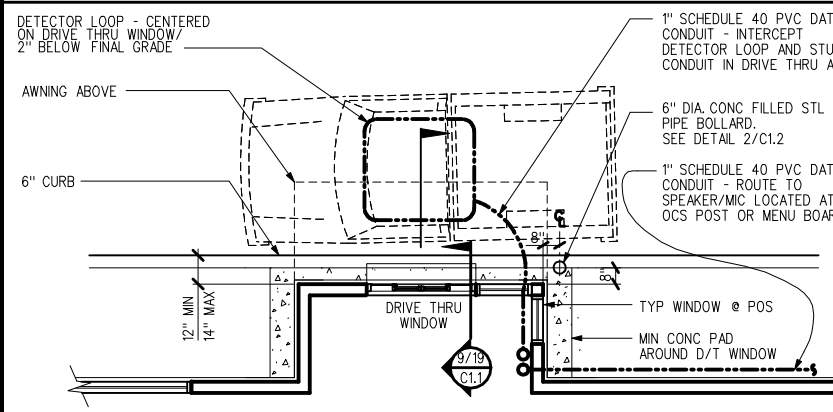
9 DRIVE THRU WINDOW DETAIL
 NTS



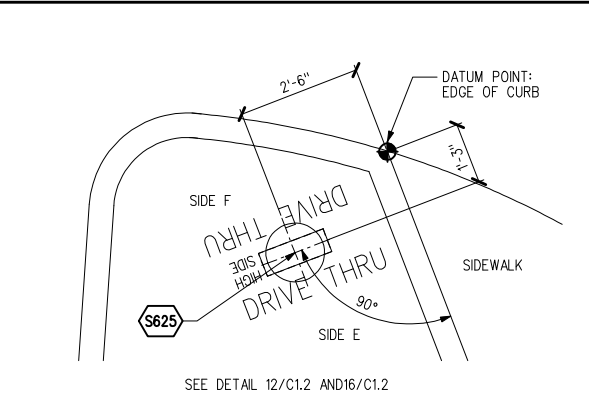
13 DIRECTIONAL SIGNAGE
 1/2" = 1'-0"



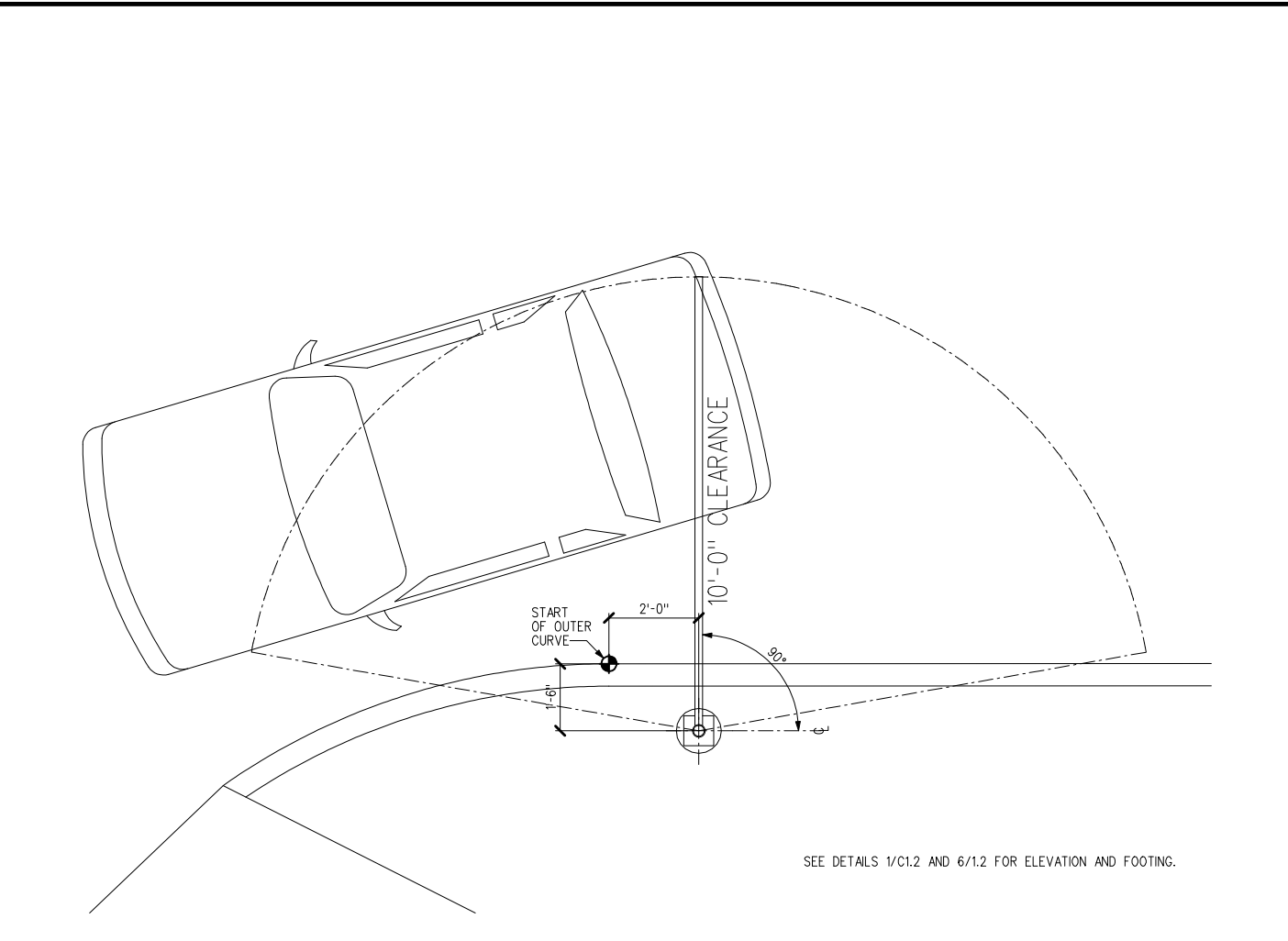
8 DIRECTIONAL SIGNAGE
 1/2" = 1'-0"



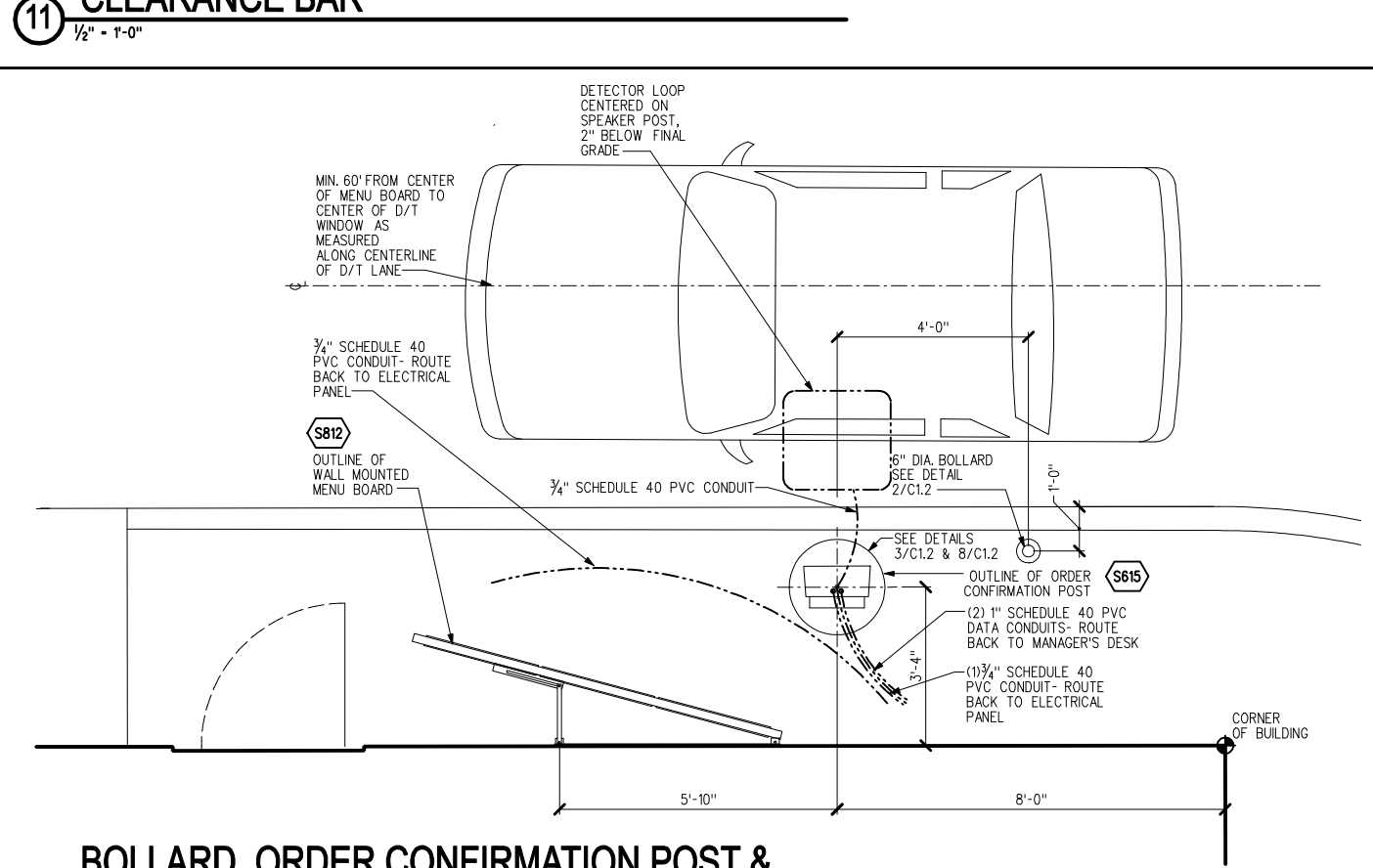
5 DRIVE THRU WINDOW PLAN - BUMP OUT
 1/4" = 1'-0" PLAN



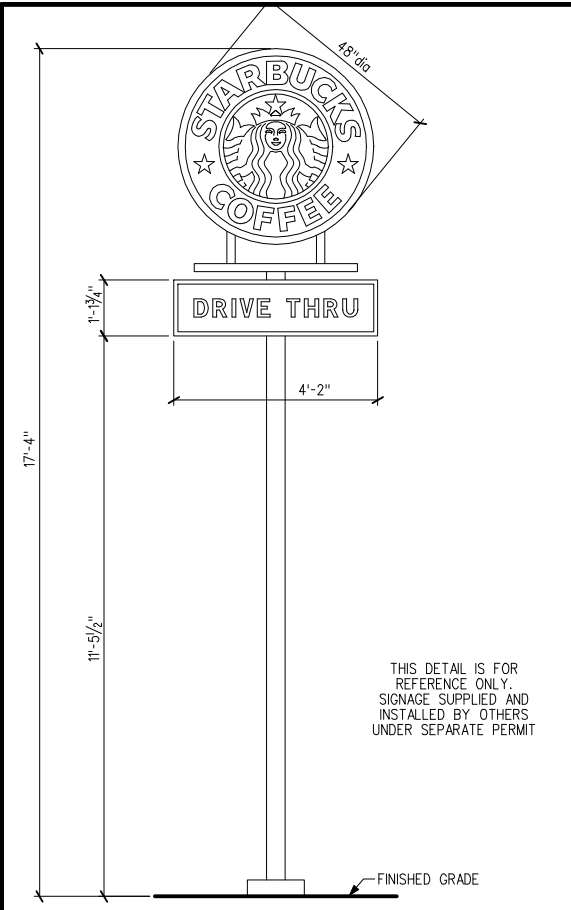
3 DIRECTIONAL SIGNAGE
 1/2" = 1'-0"



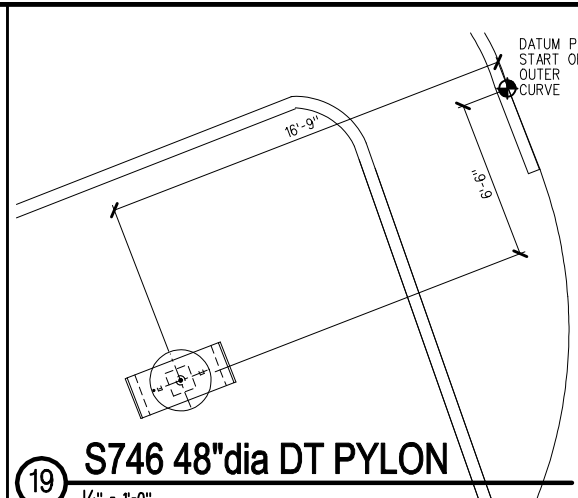
11 CLEARANCE BAR
 1/2" = 1'-0"



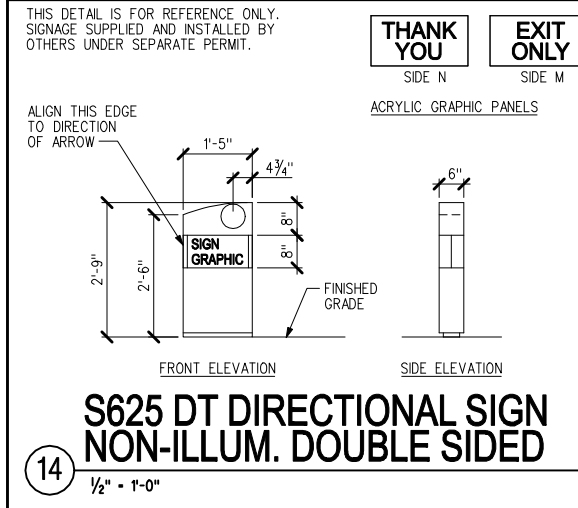
1 BOLLARD, ORDER CONFIRMATION POST & 5 PANEL MENU BOARD - WALL MOUNTED
 1/2" = 1'-0"



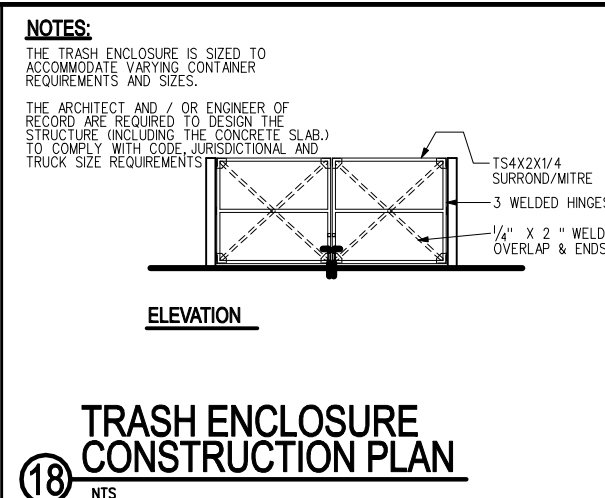
15 S746 48"dia DT PYLON
1/2" - 1'-0"



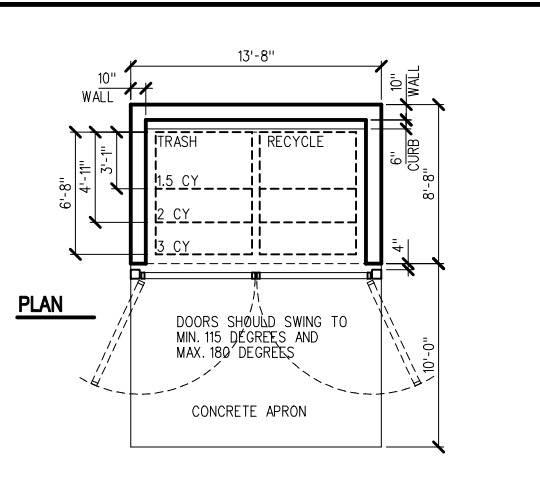
19 S746 48"dia DT PYLON
1/4" - 1'-0"



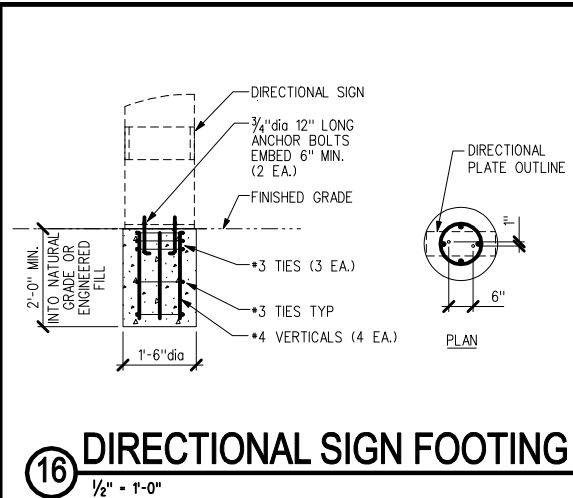
14 S625 DT DIRECTIONAL SIGN NON-ILLUM. DOUBLE SIDED
1/2" - 1'-0"



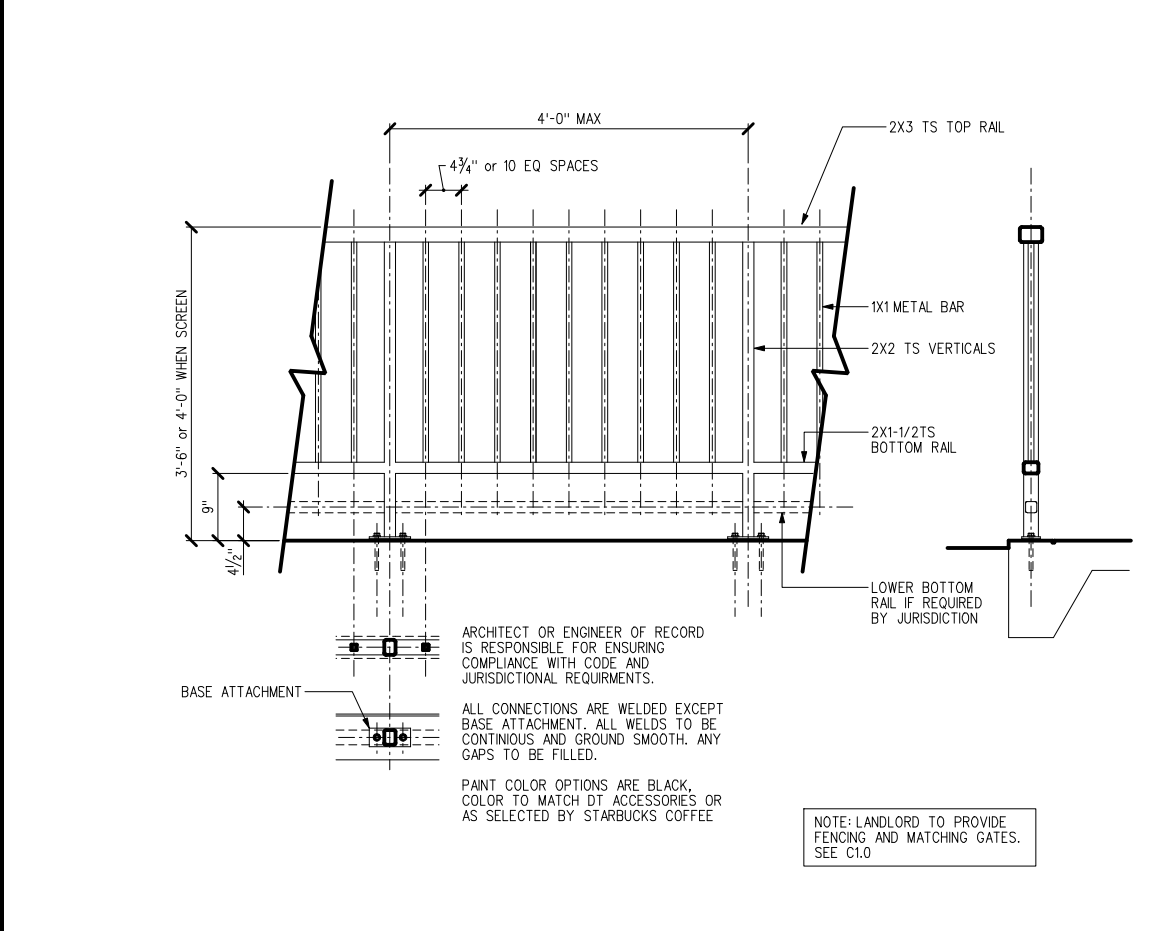
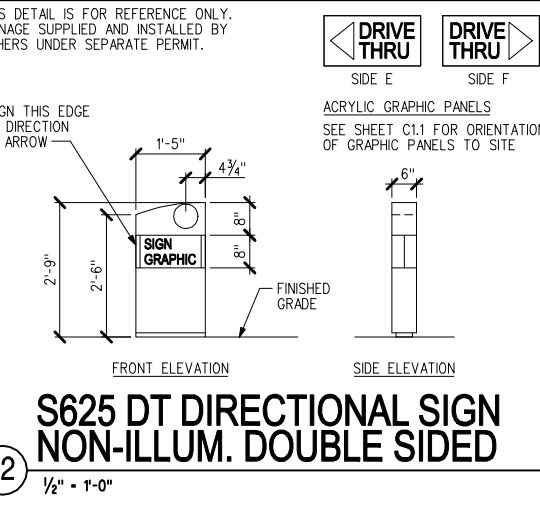
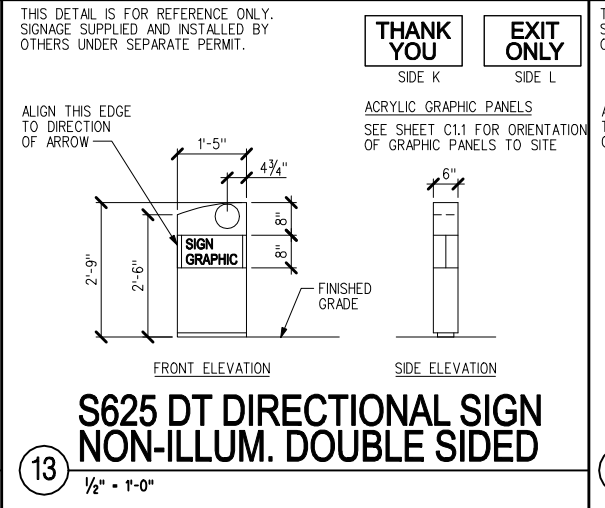
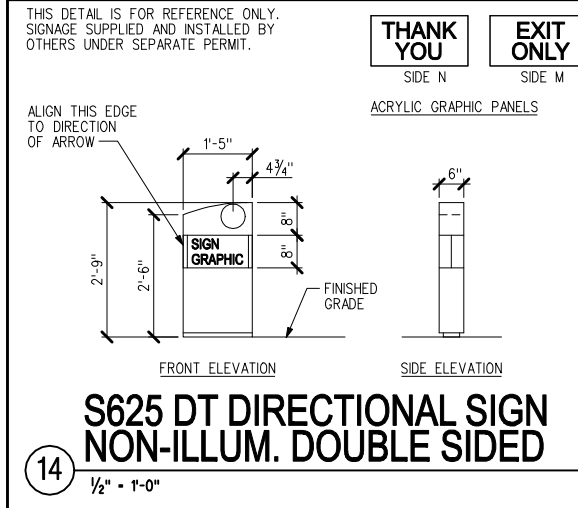
18 TRASH ENCLOSURE CONSTRUCTION PLAN
NTS



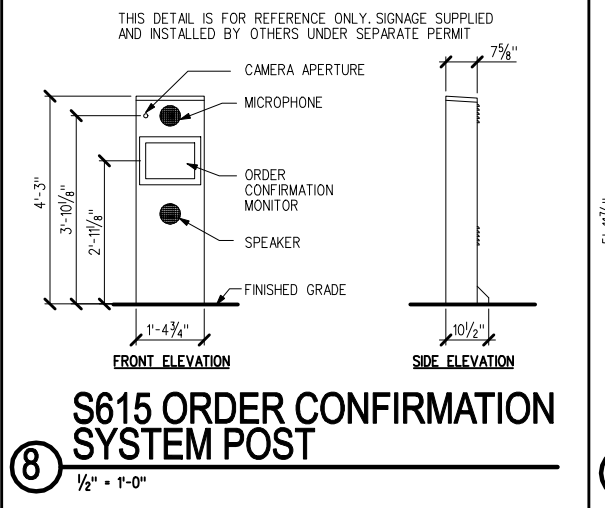
16 DIRECTIONAL SIGN FOOTING
1/2" - 1'-0"



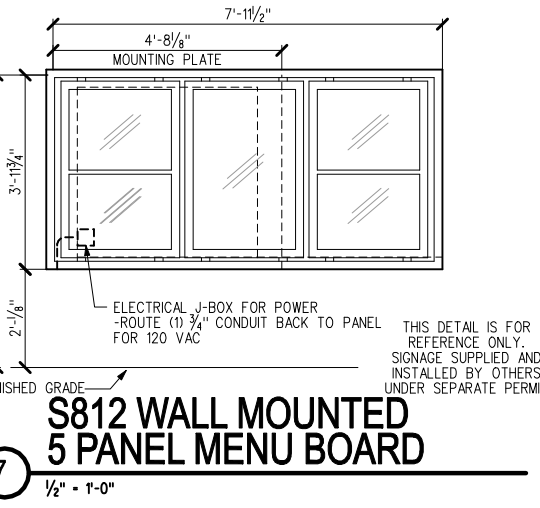
16 DIRECTIONAL SIGN FOOTING
1/2" - 1'-0"



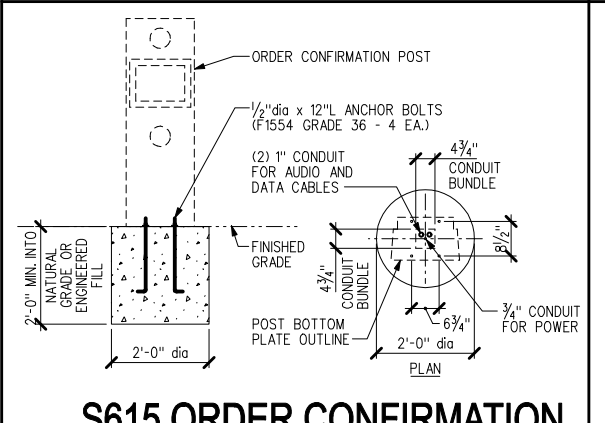
4 GENERAL PATIO RAILING DETAILS
NTS



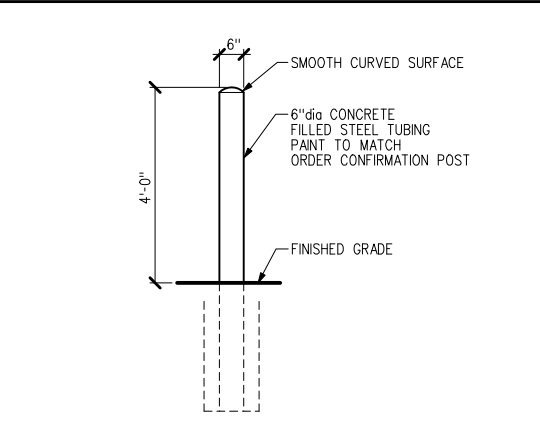
8 S615 ORDER CONFIRMATION SYSTEM POST
1/2" - 1'-0"



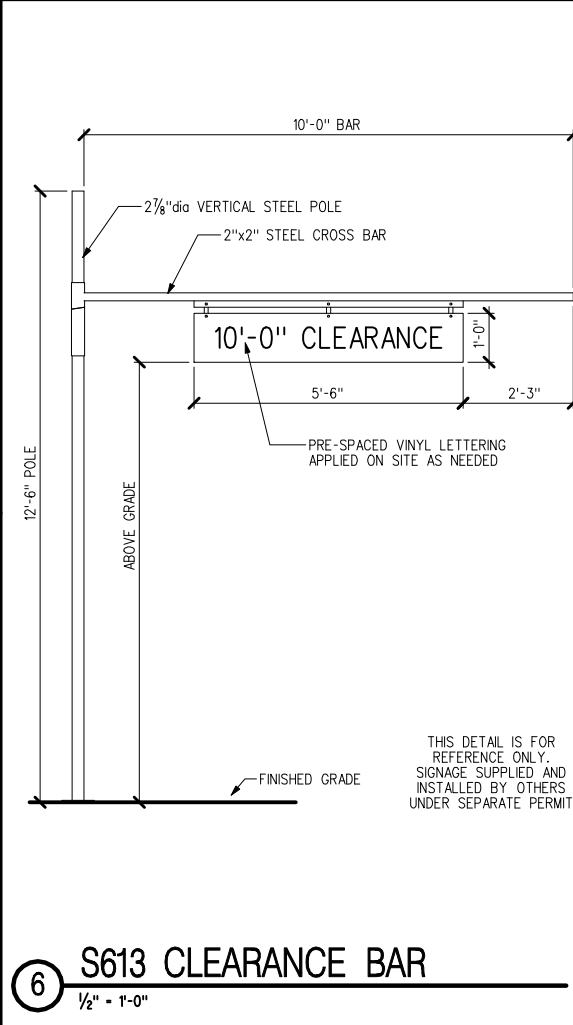
7 S812 WALL MOUNTED 5 PANEL MENU BOARD
1/2" - 1'-0"



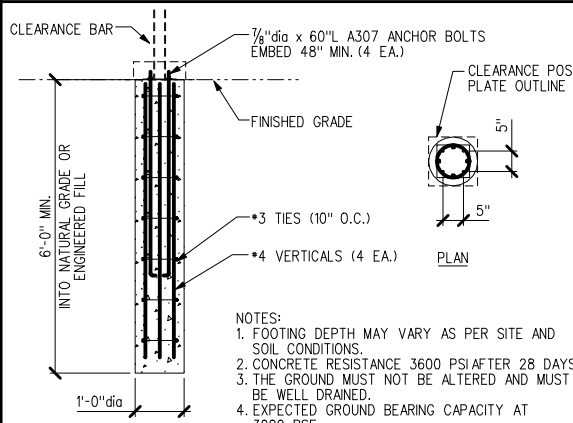
3 S615 ORDER CONFIRMATION SYSTEM POST FOOTING
1/2" - 1'-0"



2 BOLLARD DETAIL
1/2" - 1'-0"



6 S613 CLEARANCE BAR
1/2" - 1'-0"



1 CLEARANCE BAR FOOTING
1/2" - 1'-0"



STARBUCKS COFFEE COMPANY
2401 UTAH AVENUE SOUTH
SEATTLE, WASHINGTON 98134
(206) 318-1575

THESE PLANS AND SPECIFICATIONS, AS WELL AS STARBUCKS NAME AND LOGO, TRADEMARKS AND DESIGNS ARE THE EXCLUSIVE PROPERTY OF STARBUCKS CORPORATION. ANY REPRODUCTION, MODIFICATION, DISCLOSURE AND/OR USE OF THESE MATERIALS FOR ANY PORTION OF THEM WITHOUT STARBUCKS PRIOR WRITTEN CONSENT IS STRICTLY PROHIBITED.

ARCHITECT OF RECORD
David A. Udkow, Architect
11881 North 113th Way
Scottsdale, AZ 85259
480-614-3385

REV DATE JC DESCRIPTION

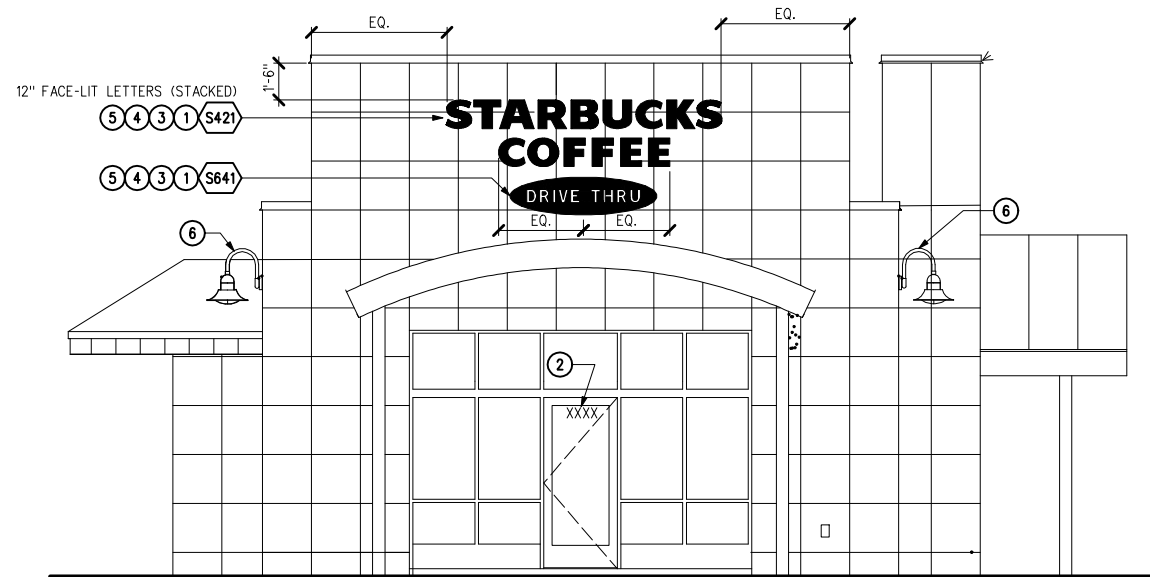
STARBUCKS COFFEE
PORTLAND
1080 FOREST AVENUE
PORTLAND, ME 04103
CUMBERLAND

STORE #: 11917
PROJECT #: 37548-001
CONCEPT: MSS DT
PALETTE: CLASSICO
ISSUE DATE: 12-6-2006
DM: CARRIE HOLLAAR
JC: LINDSAY LAWRENCE
CHECKED: BRETT JOHN
CM: MARK SWIDERSKI

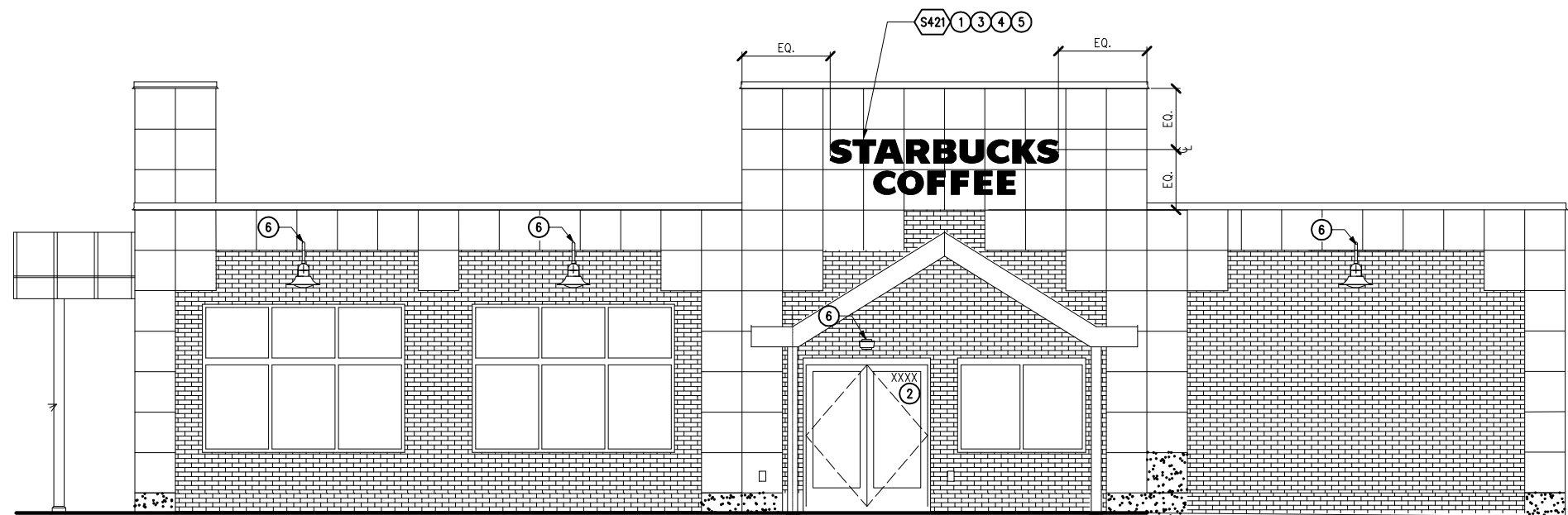
SHEET TITLE
SITE SIGNAGE DETAILS

SCALE: VARIES
(DO NOT SCALE DRAWINGS)

SHEET NUMBER
C1.2



SIDE ELEVATION W/ENTRANCE



MAIN ENTRANCE ELEVATION



SIGNAGE SCHEDULE:

SIGNAGE SCHEDULE:

ITEM*	QTY	DESCRIPTION	MANUFACTURER	MODEL *	VOLTS	AMPS	SUPPLY	WASTE	REMARKS	SKU *	SHIP
EXTERIOR											
S421	2	STACKED FACE LIT 14"			120	8			SPECIFY COLOR (WHITE OR GREEN)		VD
DRIVETHRU											
7	S613	1	DT POST MTD CLEARANCE								VD
7	S615	1	DT ORDER CONFIRMATION POST	DELPHI	ORDER CONFIRMATION	120V	15		FOAM FILLED POST		VD
	S625	3	33 IN DIRECT. W/LOGO	PATTISON SIGN							VD
7	S641	1	DT OVAL FOR 14IN	REGIONAL SIGN VENDOR					FOR USE WITH WORKMARK SIGNAGE		VD
7	S812	1	DT WALL MOUNTED MENU 5 PANEL	PATTISON SIGN		120	3.3				VD
FREESTANDING											
	S746	1	D/F ILLUM 48" LOGO DT PYLON		PE00736F	140MPH DT					VD

NOTES:

- 1 STARBUCKS CONTRACTS DIRECTLY WITH SIGNAGE CONTRACTOR TO PERMIT, SUPPLY AND INSTALL SIGNAGE. SIGNAGE CONTRACTOR TO VERIFY SIGNAGE COMPLIANCE WITH LOCAL CODES AND OBTAIN PERMIT AND LANDLORD APPROVAL.
- 2 PROVIDE 3" HIGH BLACK ACRYLIC STORE ADDRESS ON GLAZING.
- 3 GENERAL CONTRACTOR SHALL COORDINATE WITH ELECTRICAL CONTRACTOR TO FURNISH AND INSTALL ELECTRICAL CIRCUIT INCLUDING ALL CONDUIT, WIRE, CONNECTIONS, AND BREAKER AT PANELBOARD NECESSARY TO SERVE SIGNAGE
- 4 SIGNAGE CONTRACTOR TO SUPPLY SHOP DRAWINGS TO STARBUCKS CM AND TO THE GC AS NEEDED. NOTIFY STARBUCKS CM IMMEDIATELY IF SHOP DRAWINGS OR INSTALLATION IS IN DISCREPANCY WITH STARBUCKS ARCHITECTURAL DRAWINGS.
- 5 COORDINATE AND SCHEDULE SIGNAGE INSTALLATION WITH THE SIGNAGE CONTRACTOR PROVIDING A MINIMUM SCHEDULING NOTICE OF 4 WEEKS AND 1 WEEK PRIOR TO SCHEDULED DATE OF INSTALLATION. STARBUCKS CM TO PROVIDE GC WITH SIGNAGE CONTRACTOR CONTACT INFORMATION.
- 6 LIGHTS PROVIDED BY LANDLORD.
- 7 SEE SHEETS C1.0-C1.2 FOR DRIVE-THRU SIGNAGE LOCATIONS AND DETAILS.



STARBUCKS COFFEE COMPANY
 2401 UTAH AVENUE SOUTH
 SEATTLE, WASHINGTON 98134
 (206) 318-1575

THESE PLANS AND SPECIFICATIONS, AS WELL AS STARBUCKS NAME AND LOGO, TRADEMARKS AND DESIGNS ARE THE EXCLUSIVE PROPERTY OF STARBUCKS CORPORATION. ANY REPRODUCTION, MODIFICATION, DISCLOSURE AND/OR USE OF THESE MATERIALS FOR ANY PORTION OF THEM WITHOUT STARBUCKS PRIOR WRITTEN CONSENT IS STRICTLY PROHIBITED.

ARCHITECT OF RECORD

David A. Udkow, Architect
 11881 North 113th Way
 Scottsdale, AZ 85259
 480-614-3385

REV DATE JC DESCRIPTION

STARBUCKS COFFEE
PORTLAND
 1080 FOREST AVENUE
 PORTLAND, ME 04103
 CUMBERLAND

PROJECT:
 STORE #: 11917
 PROJECT #: 37548-001
 CONCEPT: MSS DT
 PALETTE: CLASSICO
 ISSUE DATE: 12-6-2006
 DM: CARRIE HOLLAAR
 JC: LINDSAY LAWRENCE
 CHECKED: BRETT JOHN
 CM: MARK SWIDERSKI

SHEET TITLE
EXTERIOR ELEVATIONS

SCALE: 1/4"=1'-0"
 (DO NOT SCALE DRAWINGS)

SHEET NUMBER
A1.0



STARBUCKS COFFEE COMPANY
 2401 UTAH AVENUE SOUTH
 SEATTLE, WASHINGTON 98134
 (206) 318-1575

THESE PLANS AND SPECIFICATIONS, AS WELL AS STARBUCKS NAME AND LOGO, TRADEMARKS AND DESIGNS ARE THE EXCLUSIVE PROPERTY OF STARBUCKS CORPORATION. ANY REPRODUCTION, MODIFICATION, DISCLOSURE AND/OR USE OF THESE MATERIALS FOR ANY PORTION OF THEM WITHOUT STARBUCKS PRIOR WRITTEN CONSENT IS STRICTLY PROHIBITED.

ARCHITECT OF RECORD
 David A. Udkow, Architect
 11881 North 113th Way
 Scottsdale, AZ 85259
 480-614-3385

REV DATE JC DESCRIPTION

STARBUCKS COFFEE
PORTLAND
 1080 FOREST AVENUE
 PORTLAND, ME 04103
 CUMBERLAND

STORE #: 11917
PROJECT #: 37548-001
 CONCEPT: MSS DT
 PALETTE: CLASSICO
 ISSUE DATE: 12-6-2006
 DM: CARRIE HOLLAR
 JC: LINDSAY LAWRENCE
 CHECKED: BRETT JOHN
 CM: MARK SWIDERSKI

SHEET TITLE
EXTERIOR ELEVATIONS

SCALE: 1/4"=1'-0"
 (DO NOT SCALE DRAWINGS)

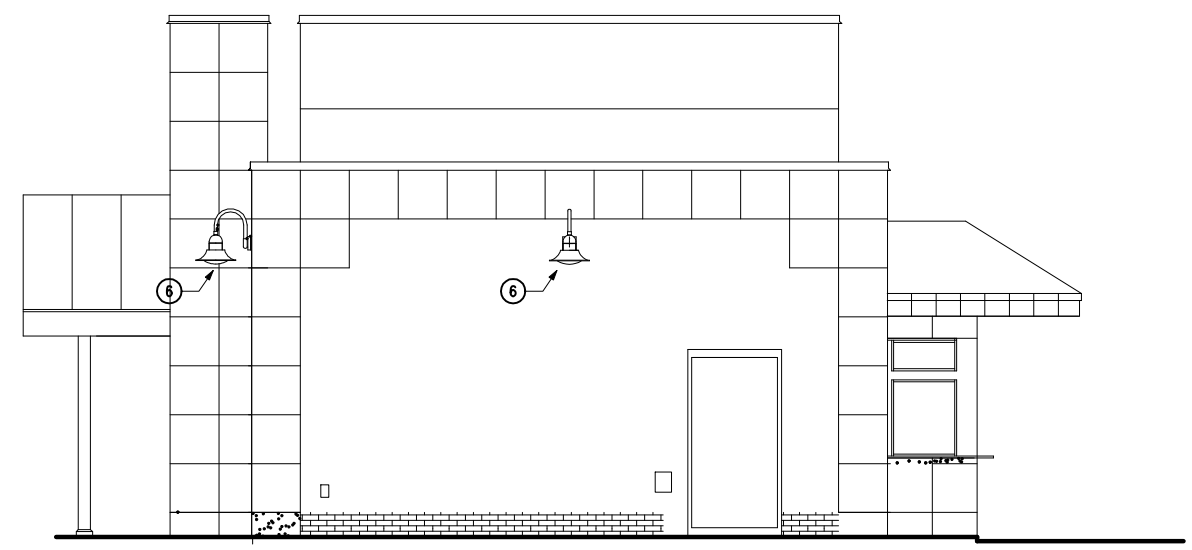
SHEET NUMBER
A1.1

SIGNAGE SCHEDULE:

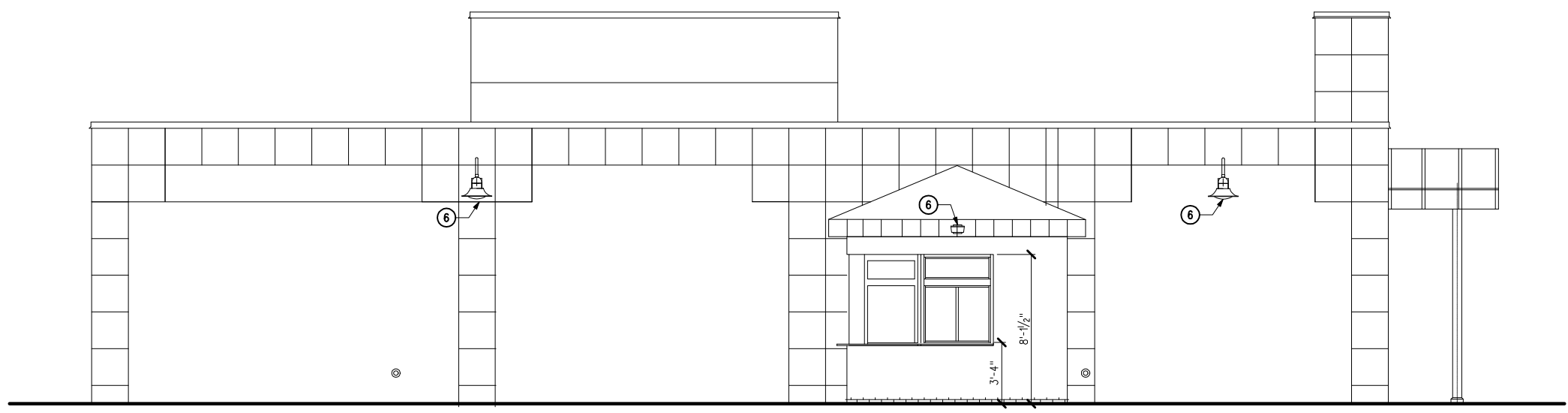
SIGNAGE SCHEDULE:											
ITEM*	QTY	DESCRIPTION	MANUFACTURER	MODEL *	VOLTS	AMPS	SUPPLY	WASTE	REMARKS	SKU *	SHIP
EXTERIOR											
S421	2	STACKED FACE LIT 14"			120	8			SPECIFY COLOR (WHITE OR GREEN)		VD
DRIVETHRU											
7	S613	1	DT POST MTD CLEARANCE								VD
7	S615	1	DT ORDER CONFIRMATION POST	DELPHI	ORDER CONFIRMATION	120V	15		FOAM FILLED POST		VD
7	S625	3	33 IN DIRECT. W/LOGO	PATTISON SIGN							VD
	S641	1	DT OVAL FOR 14IN	REGIONAL SIGN VENDOR					FOR USE WITH WORKMARK SIGNAGE		VD
7	S812	1	DT WALL MOUNTED MENU 5 PANEL	PATTISON SIGN		120	3.3				VD
FREESTANDING											
	S746	1	D/F ILLUM 48" LOGO DT PYLON		PE00736F	140MPH DT					VD

NOTES:


- STARBUCKS CONTRACTS DIRECTLY WITH SIGNAGE CONTRACTOR TO PERMIT, SUPPLY AND INSTALL SIGNAGE. SIGNAGE CONTRACTOR TO VERIFY SIGNAGE COMPLIANCE WITH LOCAL CODES AND OBTAIN PERMIT AND LANDLORD APPROVAL.
- PROVIDE 3" HIGH BLACK ACRYLIC STORE ADDRESS ON GLAZING.
- GENERAL CONTRACTOR SHALL COORDINATE WITH ELECTRICAL CONTRACTOR TO FURNISH AND INSTALL ELECTRICAL CIRCUIT INCLUDING ALL CONDUIT, WIRE, CONNECTIONS, AND BREAKER AT PANELBOARD NECESSARY TO SERVE SIGNAGE.
- SIGNAGE CONTRACTOR TO SUPPLY SHOP DRAWINGS TO STARBUCKS CM AND TO THE GC AS NEEDED. NOTIFY STARBUCKS CM IMMEDIATELY IF SHOP DRAWINGS OR INSTALLATION IS IN DISCREPANCY WITH STARBUCKS ARCHITECTURAL DRAWINGS.
- COORDINATE AND SCHEDULE SIGNAGE INSTALLATION WITH THE SIGNAGE CONTRACTOR PROVIDING A MINIMUM SCHEDULING NOTICE OF 4 WEEKS AND 1 WEEK PRIOR TO SCHEDULED DATE OF INSTALLATION. STARBUCKS CM TO PROVIDE GC WITH SIGNAGE CONTRACTOR CONTACT INFORMATION.
- LIGHTS PROVIDED BY LANDLORD.
- SEE SHEETS C1.0-C1.2 FOR DRIVE-THRU SIGNAGE LOCATIONS AND DETAILS.



SIDE ELEVATION



DRIVE THRU ELEVATION





STARBUCKS COFFEE COMPANY
2401 UTAH AVENUE SOUTH
SEATTLE, WASHINGTON 98134
(206) 318-1575

THESE PLANS AND SPECIFICATIONS, AS WELL AS STARBUCKS' NAME AND LOGO, TRADEMARKS AND DESIGNS ARE THE EXCLUSIVE PROPERTY OF STARBUCKS CORPORATION. ANY REPRODUCTION, MODIFICATION, DISCLOSURE AND/OR USE OF THESE MATERIALS FOR ANY PORTION OF THEM WITHOUT STARBUCKS' PRIOR WRITTEN CONSENT IS STRICTLY PROHIBITED.

ARCHITECT OF RECORD
David A. Udkow, Architect
11881 North 113th Way
Scottsdale, AZ 85259
480-614-3385

REV DATE JC DESCRIPTION

STARBUCKS COFFEE
PORTLAND
1080 FOREST AVENUE
PORTLAND, ME 04103
CUMBERLAND COUNTY

STORE #: 11917
PROJECT #: 37548-001
CONCEPT: MSS DT
PALETTE: CLASSICO
ISSUE DATE: 12-6-2006
DM: CARRIE HOLLAAR
JC: LINDSAY LAWRENCE
CHECKED: BRETT JOHN
CM: MARK SWIDERSKI

SHEET TITLE
CONSTRUCTION LAYOUT

SCALE: 1/4"=1'-0"
(DO NOT SCALE DRAWINGS)

SHEET NUMBER
A2.0

WALL BLOCKING KEY:

SYMBOL	ITEM	WEIGHT	HEIGHT AFF	APPROX. WIDTH
A	WORKROOM HAND SINK	125 LBS	3'-0" TO 3'-4"	2'-6" BEHIND SINK
B	SHELVES ABOVE 3-COMP SINK	200 LBS	5'-8" TO 6'-0"	8'-0" CENTERED ABOVE 3-COMP SINK
C	SHELVES AND DATA RACK AT MANAGER'S DESK	300 LBS	1/2" ACX PLYWOOD	7'-0" CENTERED ABOVE MANAGER'S DESK AND DATA RACK
D	RESTROOM GRAB BARS	200 LBS	2'-6" TO 3'-0"	5'-0" AROUND WC
E	RESTROOM HAND SINK	200 LBS	3'-0" TO 3'-4"	2'-6" BEHIND SINK
H	DRIVE THRU COMMUNICATIONS EQUIPMENT	100 LBS	4'-0" TO 6'-6"	4'-0" BEHIND POS. AND BARISTA AT DT WINDOW

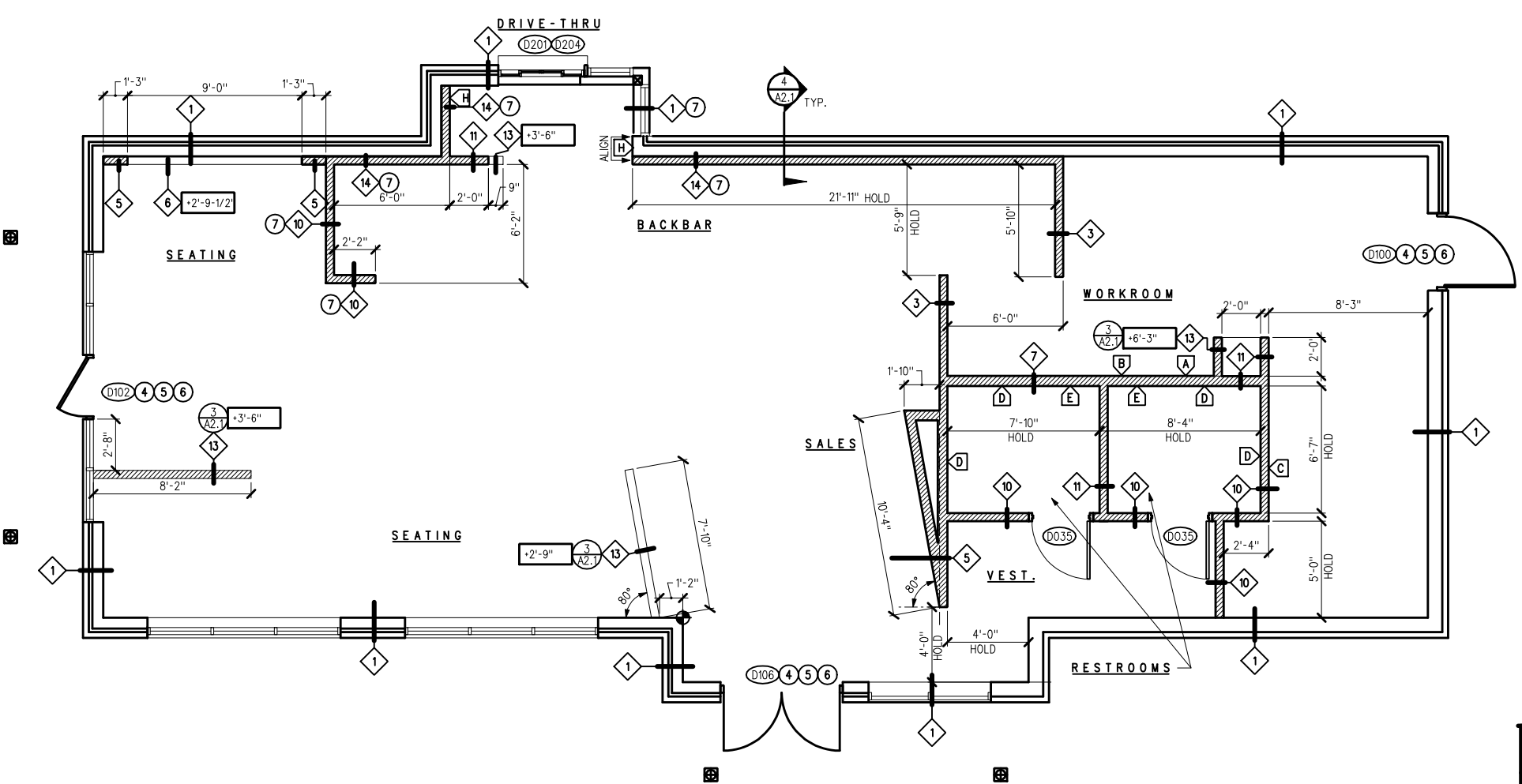
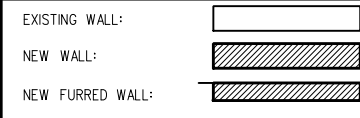
WALL TYPE LEGEND:

WALL TYPE	CONSTRUCTION/DETAIL LOCATION
1 EXISTING WALL	
3 NEW PARTITION WALL TO 6" ABOVE CEILING 20 GA 35/8" MTL STUDS 16" O.C. WITH 5/8" TYPE "X" GWB ON ONE OR BOTH SIDES TO MIN OF 6" ABOVE CEILING GRID. DRYWALL SCREWS @ 12" O.C., 45 DEGREE MTL STUD REINFORCEMENT @ 48" O.C. ABOVE CEILING LINE TO STRUCTURE ABOVE.	
5 NEW FURRED WALL TO 6" ABOVE CEILING 20 GA 35/8" MTL STUDS 16" O.C. WITH 5/8" TYPE "X" GWB TO MIN OF 6" ABOVE CEILING GRID. DRYWALL SCREWS @ 12" O.C., 45 DEGREE MTL STUD REINFORCEMENT @ 48" O.C. ABOVE CEILING LINE TO STRUCTURE ABOVE.	
6 NEW FURRED PARTIAL HT. WALL 20 GA 35/8" MTL STUDS 16" O.C. WITH 5/8" TYPE "X" GWB. DRYWALL SCREWS @ 12" O.C. 45	
7 NEW PLUMBING WALL TO 6" ABOVE CEILING 20 GA 6" MTL STUDS 16" O.C. WITH 5/8" GREEN BOARD ON BOTH SIDES TO MIN 6" ABOVE CEILING. SECURE GREENBOARD TO STUDS WITH DRYWALL SCREWS AT 10" O.C. AT PANEL EDGES AND 12" O.C. AT INTERMEDIATE SUPPORTS. 45 DEGREE MTL STUD REINFORCEMENT @ 48" O.C. ABOVE CEILING LINE TO STRUCTURE ABOVE.	
10 NEW PARTITION WALL TO 6" ABOVE CEILING GREENBOARD RESTROOM/BACKBAR SIDE ONLY 20 GA 35/8" MTL STUDS 16" O.C. TO STRUCTURE ABOVE WITH 5/8" GREENBOARD ON RESTROOM SIDE TO CEILING AND 5/8" TYPE "X" GWB ON OTHER SIDE TO MIN 6" ABOVE CEILING GRID. SECURE THE GREENBOARD TO STUDS WITH DRYWALL SCREWS AT 10" O.C. AT PANEL EDGES AND 12" O.C. AT INTERMEDIATE SUPPORTS.	
11 NEW PARTITION WALL TO 6" ABOVE CEILING-GREENBOARD BOTH SIDES 20 GA 35/8" MTL STUDS 16" O.C. TO 9'-0" AFF. WITH 5/8" GREEN BOARD ON BOTH SIDES. SECURE THE GREEN BOARD TO STUDS WITH DRYWALL SCREWS AT 10" O.C. AT PANEL EDGES AND 12" O.C. AT INTERMEDIATE SUPPORTS. 45 DEGREE MTL STUD REINFORCEMENT @ 48" O.C. ABOVE CEILING LINE TO STRUCTURE ABOVE.	
13 NEW PARTIAL-HEIGHT WALL 20 GA 35/8" MTL STUDS 16" O.C. WITH 5/8" TYPE "X" GWB ON BOTH SIDES TO SPECIFIED HEIGHT. DRYWALL SCREWS @ 12" O.C..	
14 NEW FURRED WALL W/ GREENBOARD 20 GA 35/8" MTL STUDS 16" O.C. WITH 1/4" GREEN BOARD TO CEILING GRID. DRYWALL SCREWS @ 12" O.C., 45 DEGREE MTL STUD REINFORCEMENT @ 48" O.C. ABOVE CEILING LINE TO STRUCTURE ABOVE.	

NOTES:

- GC TO VERIFY ALL DIMENSIONS AND NOTIFY STARBUCKS CM OF ANY DISCREPANCIES PRIOR TO CONSTRUCTION. ALL DIMENSIONS TO BE TAKEN FROM DESIGNATED DATUM POINT.
- PROVIDE FIRE TREATED 2X6 OR 2X8 WOOD STUD BLOCKING AS REQ'D TO SUPPORT ANY WALL ATTACHMENTS.
- SEE DETAIL 1 ON SHEET A2.1
- VERIFY SPECIFIED DOOR(S) WILL ACCEPT FALCON LOCK CORE(S). FALCON LOCK CORE SUPPLY IS BY STARBUCKS. COORDINATE ORDER AND DELIVERY FROM LOCKNET (800-887-4307), PROVIDING MINIMUM SCHEDULING NOTICE OF 4 WKS. FALCON LOCK CORE(S) FINISH TO MATCH LOCKSET FINISH. FALCON LOCK CORE(S) TO BE INSTALLED ON THE DAY OF TURNOVER.
- VERIFY ALL EXISTING DOORS, HARDWARE AND FRAMES MEET STARBUCKS AND/OR CODE REQUIREMENTS.
- IF EXISTING EXTERIOR ENTRANCE THRESHOLD EXCEEDS REQUIRED ADA MAXIMUM HEIGHT OF 1/4". REMOVE AND REPLACE WITH ACCESSIBLE THRESHOLD. RAISED THRESHOLDS AND FLOOR LEVEL CHANGES AT ACCESSIBLE DOORWAYS TO BE BEVELED WITH A SLOPE NO GREATER THAN 1:12.
- 1/4" GREEN BOARD ON BACKBAR WALL.

WALL TYPE SYMBOL:



CONSTRUCTION PLAN

DOOR SCHEDULE, TYPES, AND HARDWARE:

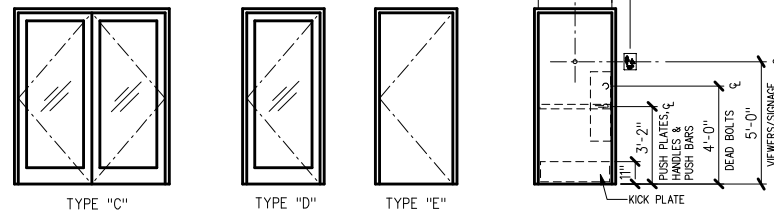
DOORS SCHEDULE:

ITEM*	QTY	LOCATION/SIZE	MANUFACTURER	MODEL *	CONST.	GLAZING	RATING	FRAME	HRDWR	TYPE	REMARKS	SKU *	SHIP
DOORS													
D035	2	RESTROOM / 36X84			SC		1HR	HM2	6	E	①	-----	GC
D100	1	EXISTING							12	E	①② EXT. WORKROOM DOOR	-----	LL
D102	1	EXISTING							1	D	①②	-----	LL
D106	1	EXISTING 72" DBL							1	E	①②	-----	LL
OPERATIONS													
D201	1	53.5" W X 37.75" H	READY ACCESS	131 SLIDER	AL	T	NR	AL	NA	NA		-----	LL
D204	1	53.5" W X 10" D	READY ACCESS	131 STAINLESS SHELF	AL	NA	NR	AL	NA	NA		176577	LL

DOOR LEGEND

CONSTRUCTION: SC = SOLID CORE HM = HOLLOW METAL AL = AL STOREFRONT WD = WOOD STOREFRONT E = EXISTING	GLAZING: T = TEMPERED W = WIRE	FRAME: AL = AL STOREFRONT HM1 = HOLLOW METAL SINGLE RABBET HM2 = HOLLOW METAL DOUBLE RABBET HM3 = HOLLOW METAL SINGLE RABBET FOR CMU WALL HM4 = HOLLOW METAL NO RABBET
MISCELLANEOUS: U = 1/2" UNDERCUT	RATING: NR = NON RATED 1HR = 1 HOUR 2HR = 2 HOUR	

DOOR TYPES:



HARDWARE SETS:

SET #1	PART #	PART DETAIL
1	ARMS1850	ADAMS RITE DOOR LOCK MS1850S DEADBOLT
1	BW443	BBW SIGN "THIS DOOR TO REMAIN UNLOCKED"
2	FALA100C	FALCON 7 PIN CORE COMBINATION "A" KEYWAY 626 FINISH 1-1
1	FALA100CCK	FALCON CUT CONTROL KEY "A" KEYWAY
9	FALA100CUK	FALCON CUT USER KEY "A" KEYWAY"
2	LN2049	MORTISE CYL SHELL 7 PIN W/AR CAM S.CHROME (26D) FINISH
2	LN2053	ADJUSTABLE RING, MORTISE CYL 5/16-13/32 S.CHROME 26D FINISH
SET #6	PART #	PART DETAIL
1	DORMA8916	DOOR CLOSER 8916 AF89P AL DORMA
1	FAL T301	FALCON PRIVACY LEVERSET 626 2 3/4 B/SET QUANTUM DESIGN
3	GJ64	GLENN JOHNSON RUBBER SILENCER
1	ROC473	ROCKWOOD DOOR STOP W/HOOK (473)
2	ROCJ102	ROCKWOOD KICKPLATE 10" x 34"
3	STAFBB179	STANLEY DOOR HINGE 4.5" x 4.5"
SET #12	PART #	PART DETAIL
1	DORMA8916	DOOR CLOSER 8916 AF89P AL DORMA
1	FALA100C	FALCON 7 PIN CORE COMBINATION "A" KEYWAY 626 FINISH-1
1	I/O 2000L-031C	SUR-LOCK AUTO LOCKING DOOR ALARM, IC:NO CTR INCLUDES MORTISE CYLINDER
1	LN2068	DOOR SPRY, DESCO, SILVER, DS-6
1	NGP13717	NGP WEATHER STRIP 17" 36" x 84"
1	NUMCN304	NUTONE DOOR BELL
1	PEM 18062	PEMCO DOOR SWEEP 36"
1	ROCJ102	ROCKWOOD KICKPLATE 10" x 34"
3	STAFBB19NRP	STANLEY DOOR HINGE 4.5" x 4.5" N.R.P. 32D

NOTES:

- ALL DOORS TO PROVIDE 32" MIN CLEAR OPENING WHEN OPENED TO 90 DEGREE POSITION UNO.
- FALCON LOCK CORE(S) TO BE INSTALLED ON THE DAY OF TURNOVER.



STARBUCKS COFFEE COMPANY
2401 UTAH AVENUE SOUTH
SEATTLE, WASHINGTON 98134
(206) 318-1575

THESE PLANS AND SPECIFICATIONS, AS WELL AS STARBUCKS NAME AND LOGO, TRADEMARKS AND DESIGNS ARE THE EXCLUSIVE PROPERTY OF STARBUCKS CORPORATION. ANY REPRODUCTION, MODIFICATION, DISCLOSURE AND/OR USE OF THESE MATERIALS FOR ANY PORTION OF THEM WITHOUT STARBUCKS PRIOR WRITTEN CONSENT IS STRICTLY PROHIBITED.

ARCHITECT OF RECORD

David A. Udkow, Architect
11881 North 113th Way
Scottsdale, AZ 85259
480-614-3385

REV DATE JC DESCRIPTION

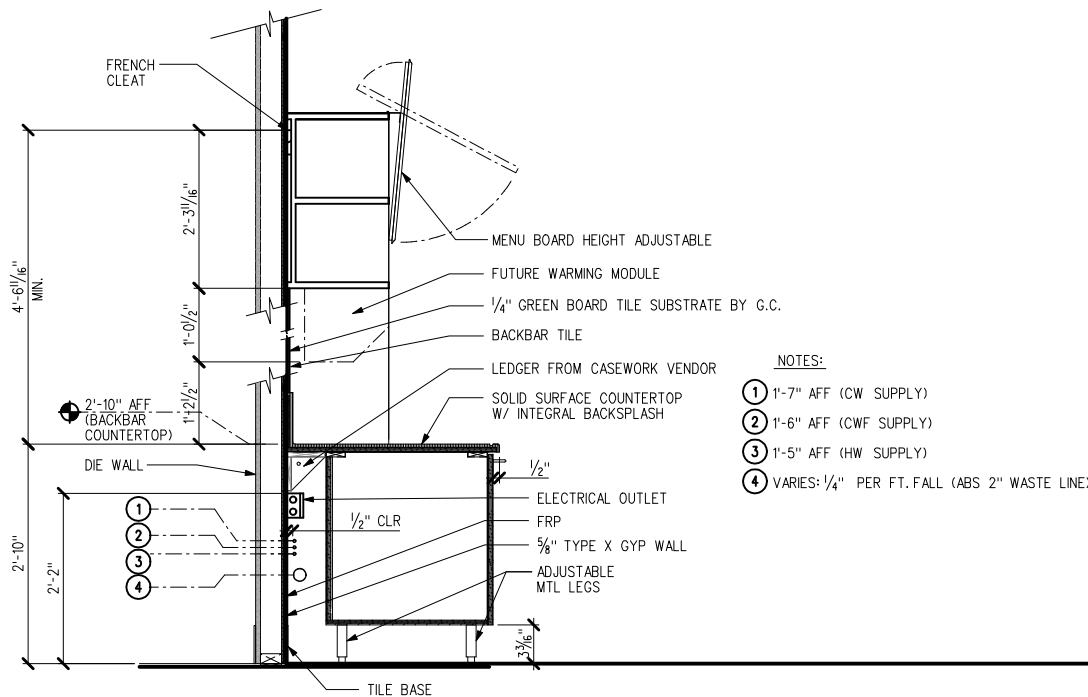
STARBUCKS COFFEE
PORTLAND
1080 FOREST AVENUE
PORTLAND, ME 04103
CUMBERLAND

STORE #: 11917
PROJECT #: 37548-001
CONCEPT: MSS DT
PALETTE: CLASSICO
ISSUE DATE: 12-6-2006
DM: CARRIE HOLLAAR
JC: LINDSAY LAWRENCE
CHECKED: BRETT JOHN
CM: MARK SWIDERSKI

SHEET TITLE
CONSTRUCTION LAYOUT DETAILS

SCALE: VARIES
(DO NOT SCALE DRAWINGS)

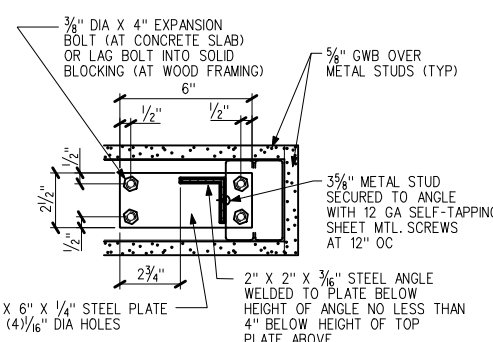
SHEET NUMBER
A2.1



NOTES:

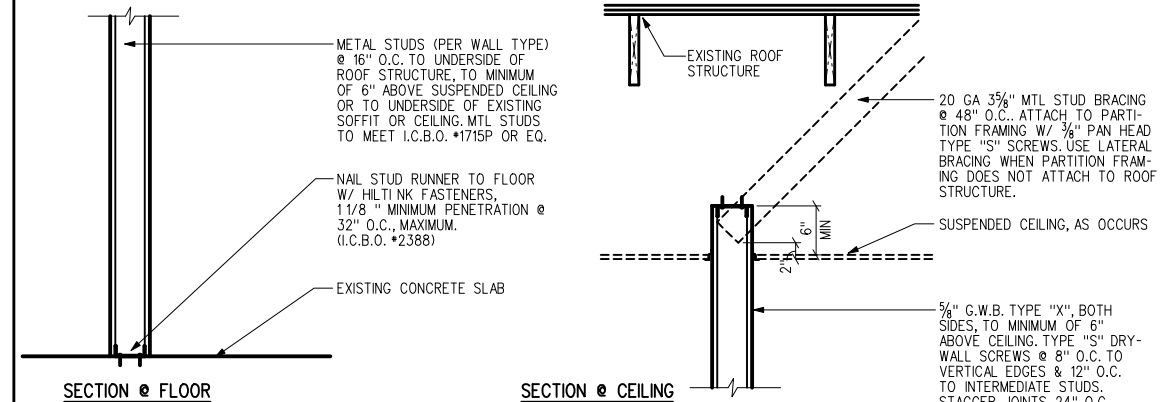
- 1'-7" AFF (CW SUPPLY)
- 1'-6" AFF (CW SUPPLY)
- 1'-5" AFF (HW SUPPLY)
- VARIES: 1/4" PER FT. FALL (ABS 2" WASTE LINE)

④ WALL SECTION @ BACKBAR



NOTE-
INSTALL (1) BRACE AT EA END OF FREE STANDING WALL AND AT 4'-0" OC THEREAFTER.

③ LOW WALL BRACE



① NEW PARTITION WALL 6" ABOVE CEILING

CEILING FINISH SCHEDULE:

CEILING SCHEDULE:

ITEM*	QTY	DESCRIPTION	MANUFACTURER	MODEL *	REMARKS	SKU *	SHIP
ACT CEILING							
8 T001	604.76	ACT - WHITE VINYL (QTY-SQ FT)	ARMSTRONG	*670	GRID COLOR TO MATCH	-----	GC
8 T003	797.6	ACT PANELS - SEPIA (QTY-SQ FT)	ARMSTRONG	PN9131 FINE FISSURED	GRID COLOR TO MATCH	-----	GC
ACT METALS**ACT METALS							
T100	0	ACT MAIN RUNNER - WHITE	ARMSTRONG	7300WH MAIN RUNNER	TO BE USED WITH WHITE TILES ONLY	-----	GC
T102	0	ACT 2' CROSS TEE - WHITE	ARMSTRONG	XL7328WH 2' CROSS TEE	TO BE USED WITH WHITE TILES ONLY	-----	GC
T103	0	ACT WALL ANGLE - WHITE	ARMSTRONG	7800WH WALL ANGLE WH	TO BE USED WITH WHITE TILES ONLY	-----	GC
T110	0	ACT MAIN RUNNER - SEPIA	ARMSTRONG	*57163 XL7300 MAIN RUN	TO BE USED WITH SEPIA TILES ONLY	-----	GC
T112	0	ACT 2' CROSS TEE - SEPIA	ARMSTRONG	*57165 XL7328 2' CROSS T	TO BE USED WITH SEPIA TILES ONLY	-----	GC
T113	0	ACT WALL ANGLE - SEPIA	ARMSTRONG	*57166 7800 WALL ANGLE	TO BE USED WITH SEPIA TILES ONLY	-----	GC

RCP NOTES:

- 1 PROVIDE GROMMET AT ALL CEILING PENETRATIONS FOR FIXTURES / SUPPORTS.
- 2 PAINT ALL HVAC DUCTS, HVAC DIFFUSERS, RECESSED SPEAKERS & LIGHT TRIM RINGS THE SAME COLOR AS CEILING OR SOFFIT, TYPICAL THROUGHOUT RETAIL PORTION OF STORE.
- 3 LEAVE (10) ADDITIONAL RETAIL CEILING TILES, TO MATCH RETAIL CEILING PAINT COLOR, ABOVE THE WORKROOM CEILING AT MANAGER'S DESK FOR FUTURE USE.
- 4 REFER TO WALL FINISH PLAN FOR PAINT SCHEDULE
- 5 COORDINATE DUCT LOCATION AND DIFFUSERS SIZE WITH MECHANICAL SHEET.
- 6 DIFFUSERS & RETURNS @ BACKBAR IN ACT TO CENTERED IN TILE.
- 7 SPRINKLERS SHOWN ARE DESIGN INTENT ONLY. IF REQUIRED BY LOCAL CODE, GC TO PROVIDE SEMI-RECESSED SPRINKLER HEADS W/ POLISHED CHROME ESCUTCHEONS CENTERED IN ACT. IF PENDANT HEADS ARE REQUIRED IN GYPSUM SOFFIT OVER FRONTBAR, CONCEAL SUPPLY PIPING WITHIN SOFFIT. GC TO SUBMIT SPRINKLER LAYOUT TO STARBUCKS CM FOR APPROVAL PRIOR TO INSTALLATION.
- 8 ARMSTRONG CEILING TILES PER STARBUCKS SPECIFICATIONS. CALL TO VERIFY NUMBERS MATCH THE COLORS CALLED OUT. CONTACT: PHYLLIS MILLER (800) 442-4212
- 9 DO NOT TILE; KEEP OPEN FOR WATER HEATER
- 10 DASHED LINE INDICATES CROWN MOULDING EXTENTS (DYKES LUMBER *221 OR SIM.) BY GC SEE A5 SHEETS FOR HEIGHT AND PAINT

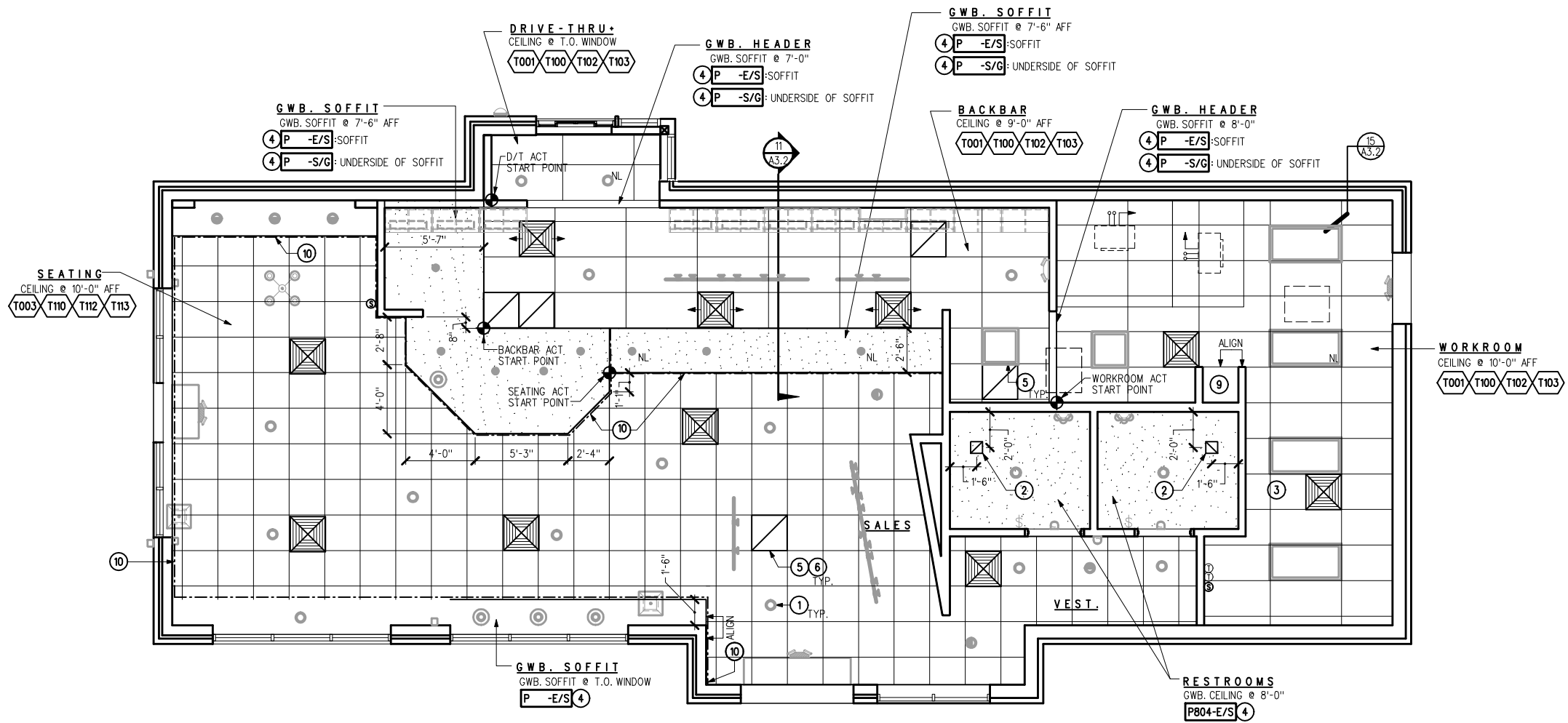


STARBUCKS COFFEE COMPANY
2401 UTAH AVENUE SOUTH
SEATTLE, WASHINGTON 98134
(206) 318-1575

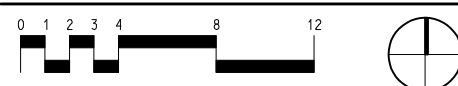
THESE PLANS AND SPECIFICATIONS, AS WELL AS STARBUCKS NAME AND LOGO, TRADEMARKS AND DESIGNS ARE THE EXCLUSIVE PROPERTY OF STARBUCKS CORPORATION. ANY REPRODUCTION, MODIFICATION, DISCLOSURE AND/OR USE OF THESE MATERIALS (OR ANY PORTION OF THEM) WITHOUT STARBUCKS PRIOR WRITTEN CONSENT IS STRICTLY PROHIBITED.

ARCHITECT OF RECORD
David A. Udkow, Architect
11881 North 113th Way
Scottsdale, AZ 85259
480-814-3385

REV DATE JC DESCRIPTION



REFLECTED CEILING PLAN



STARBUCKS COFFEE
PORTLAND
1080 FOREST AVENUE
PORTLAND, ME 04103
CUMBERLAND

PROJECT:
STORE #: 11917
PROJECT #: 37548-001
CONCEPT: MSS DT
PALETTE: CLASSICO
ISSUE DATE: 12-6-2006
DM: CARRIE HOLLAR
JC: LINDSAY LAWRENCE
CHECKED: BRETT JOHN
CM: MARK SWIDERSKI

SHEET TITLE
REFLECTED CEILING PLAN/ SCHEDULES

SCALE: 1/4"=1'-0"
(DO NOT SCALE DRAWINGS)

SHEET NUMBER
A3.0



**STARBUCKS
COFFEE COMPANY**
2401 UTAH AVENUE SOUTH
SEATTLE, WASHINGTON 98134
(206) 318-1575

THESE PLANS AND SPECIFICATIONS, AS WELL AS STARBUCKS' NAME AND LOGO, TRADEMARKS AND DESIGNS ARE THE EXCLUSIVE PROPERTY OF STARBUCKS CORPORATION. ANY REPRODUCTION, MODIFICATION, DISCLOSURE AND/OR USE OF THESE MATERIALS FOR ANY PORTION OF THEM WITHOUT STARBUCKS' PRIOR WRITTEN CONSENT IS STRICTLY PROHIBITED.

ARCHITECT OF RECORD
David A. Udkow, Architect
11881 North 113th Way
Scottsdale, AZ 85259
480-614-3385

REV DATE JC DESCRIPTION

STARBUCKS COFFEE
PORTLAND
1080 FOREST AVENUE
PORTLAND, ME 04103
CUMBERLAND

STORE #: 11917
PROJECT #: 37548-001
CONCEPT: MSS DT
PALETTE: CLASSICO
ISSUE DATE: 12-6-2006
DM: CARRIE HOLLAAR
JC: LINDSAY LAWRENCE
CHECKED: BRETT JOHN
CM: MARK SWIDERSKI

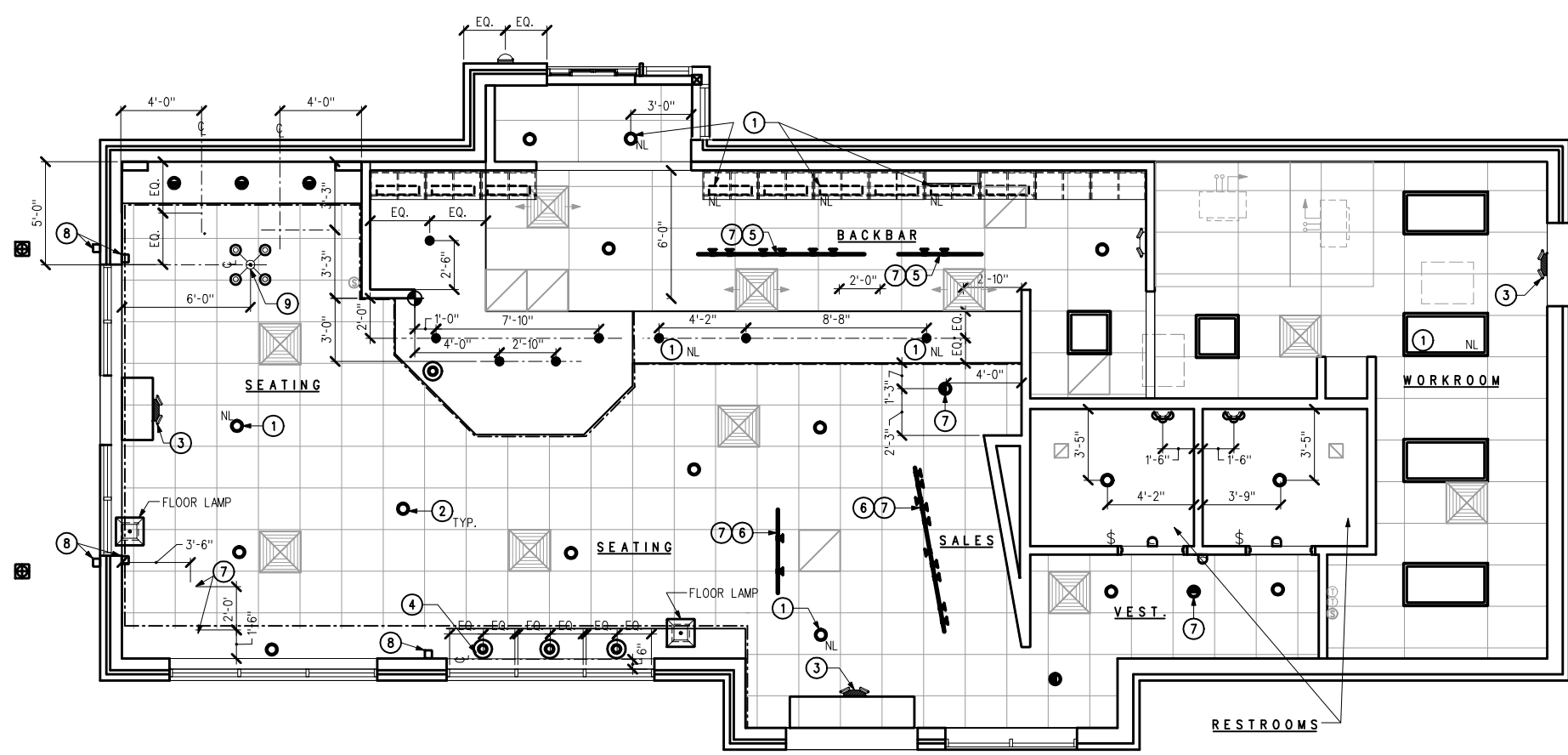
SHEET TITLE
LIGHTING PLAN

SCALE: 1/4"=1'-0"
(DO NOT SCALE DRAWINGS)

SHEET NUMBER
A3.1

LIGHTING PLAN NOTES:

- ① FLUORESCENT LIGHTING AT WORK ROOM AND LIGHTS IDENTIFIED WITH "NL" TO BE ON A 24 HOUR/DAY LOCK-ON CIRCUIT
- ② LIGHTING FIXTURES IN ACT TO BE CENTERED IN TILE, UON
- ③ CENTER EMERGENCY / EXIT LIGHTS ABOVE DOORS, UON
- ④ SUSPEND BOTTOM OF WINDOW PENDANTS @ 6'-6" AFF
- ⑤ SURFACE-MOUNT TRACK DIRECTLY TO SOFFIT
- ⑥ SUSPEND BOTTOM OF TRACK 9'-0" AFF
- ⑦ ADJUST FOCUS OF ALL TRACK AND RECESSED DIRECTIONAL LIGHTING TO FULLY ILLUMINATE ALL ARTWORK, MENU BOARDS, AND MERCH BAYS
- ⑧ MUSIC SPEAKER
- ⑨ CHANDELIER FIXTURE @7'-0" AFF

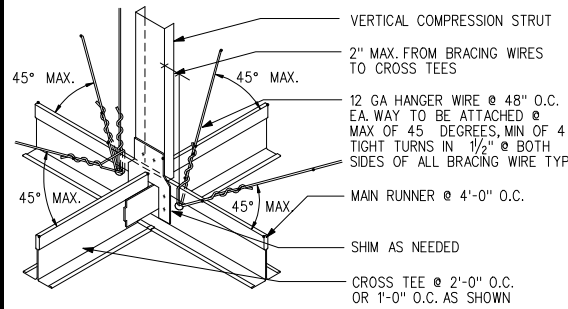


LIGHTING DIMENSION PLAN



COMPRESSION STRUT GUIDELINES

COMPRESSION STRUT SIZE	MAXIMUM LENGTH
3/4" DIAMETER CONDUIT	8'-6"
1" DIAMETER CONDUIT (EMT)	10'-0"
SINGLE 2 1/2" x 20 GAUGE METAL STUD (MIN. = 0.18")	11'-6"
BACK-TO-BACK 2 1/2" x 20 GAUGE METAL STUD SCREWED TOGETHER @ 24" O.C.	15'-0"

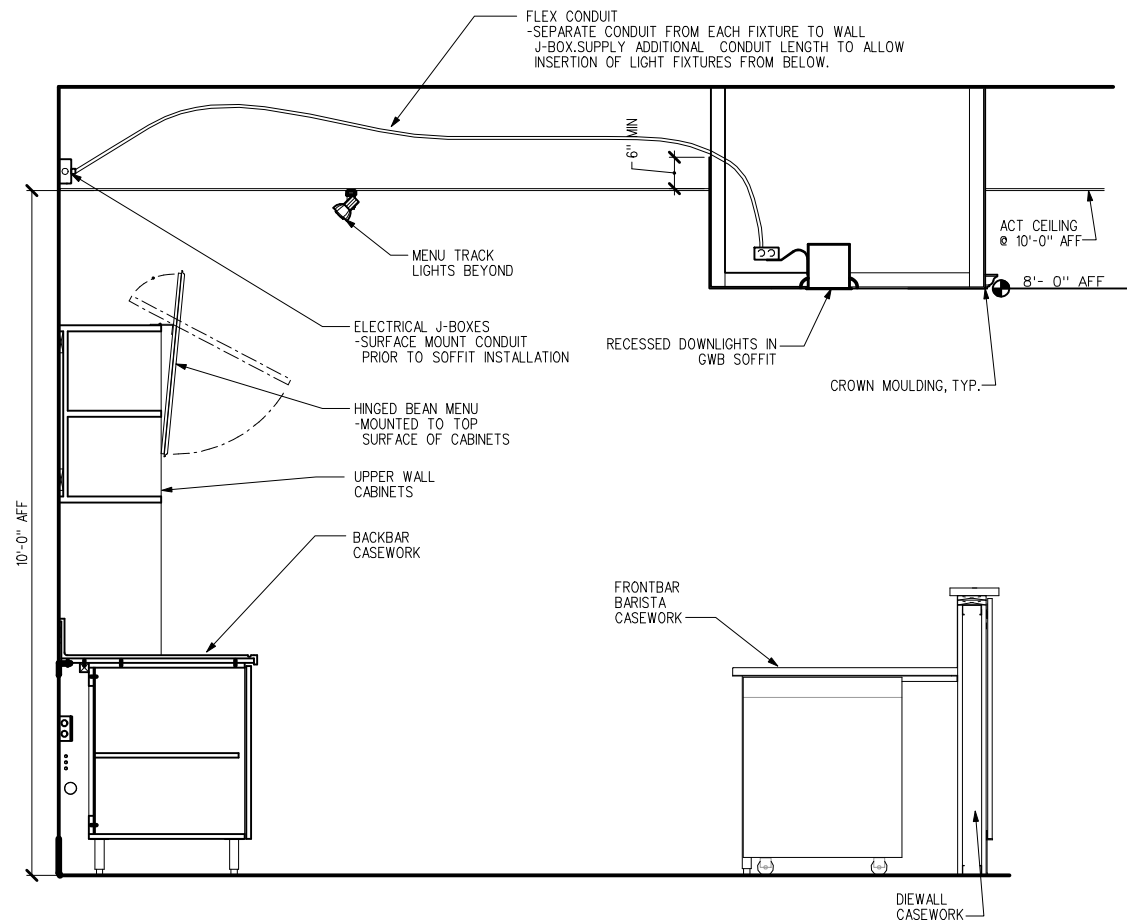


NOTES:

- ALL 24"x48" CEILING LIGHT FIXTURES & 24"x24" HVAC AIR REGISTERS SHALL BE SUPPORTED BY A MINIMUM OF (2) HANGERS @ OPPOSITE CORNERS. CEILING SYSTEM SHALL NOT SUPPORT OTHER ITEMS.
- ALL INTERIOR WALL & CEILING FINISHES SHALL BE INSTALLED TO CLASS III FLAME SPREAD.
- 45 DEGREE BRACE WIRES & COMPRESSION STUDS ARE TO BE PROVIDED ONLY IF REQUIRED BY LOCAL BUILDING DEPARTMENT.
- COMPRESSION STRUTS : STEEL SECTION WITH L/R RATIO OF 200 MAXIMUM. ATTACH TO MAIN RUNNERS WITH 1/4" MACHINE BOLT AND TO STRUCTURE WITH 3/8" DIAMETER POWER DRIVEN STUD. COMPRESSION STRUT SHALL NOT REPLACE HANGER WIRE.

T BAR CEILING DETAIL - SEISMIC REQUIREMENTS

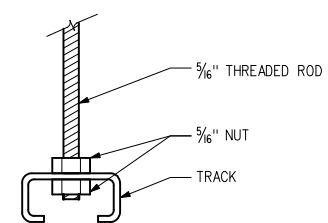
15 NTS



11 SOFFIT SECTION @ BACKBAR

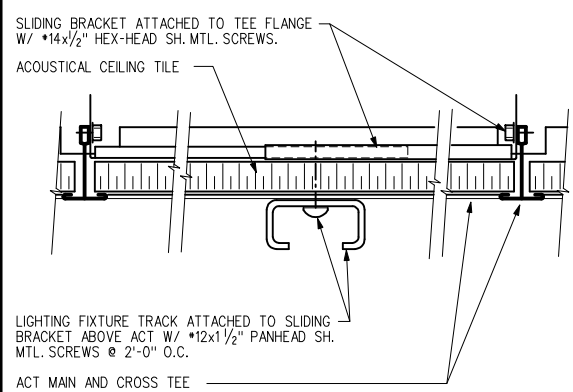
3/4" = 1'-0"

ACM CEILING



2 SUSPENDED TRACK MOUNTING

NTS



1 TRACK MOUNTING TO ACT

NTS



STARBUCKS COFFEE COMPANY
2401 UTAH AVENUE SOUTH
SEATTLE, WASHINGTON 98134
(206) 318-1575

THESE PLANS AND SPECIFICATIONS, AS WELL AS STARBUCKS' NAME AND LOGO, TRADEMARKS AND DESIGNS ARE THE EXCLUSIVE PROPERTY OF STARBUCKS CORPORATION. ANY REPRODUCTION, MODIFICATION, DISCLOSURE AND/OR USE OF THESE MATERIALS FOR ANY PORTION OF THEM WITHOUT STARBUCKS' PRIOR WRITTEN CONSENT IS STRICTLY PROHIBITED.

ARCHITECT OF RECORD
David A. Udkow, Architect
11881 North 113th Way
Scottsdale, AZ 85259
480-614-3385

REV DATE JC DESCRIPTION

STARBUCKS COFFEE
PORTLAND
1080 FOREST AVENUE
PORTLAND, ME 04103
COUNTY: CUMBERLAND

STORE #: 11917
PROJECT #: 37548-001
CONCEPT: MSS DT
PALETTE: CLASSICO
ISSUE DATE: 12-6-2006
DM: CARRIE HOLLAAR
JC: LINDSAY LAWRENCE
CHECKED: BRETT JOHN
CM: MARK SWIDERSKI

SHEET TITLE
CEILING DETAILS

SCALE: VARIES
(DO NOT SCALE DRAWINGS)

SHEET NUMBER
A3.2



STARBUCKS COFFEE COMPANY
 2401 UTAH AVENUE SOUTH
 SEATTLE, WASHINGTON 98134
 (206) 318-1575

THESE PLANS AND SPECIFICATIONS, AS WELL AS STARBUCKS NAME AND LOGO, TRADEMARKS AND DESIGNS ARE THE EXCLUSIVE PROPERTY OF STARBUCKS CORPORATION. ANY REPRODUCTION, MODIFICATION, DISCLOSURE AND/OR USE OF THESE MATERIALS FOR ANY PORTION OF THEM WITHOUT STARBUCKS PRIOR WRITTEN CONSENT IS STRICTLY PROHIBITED.

ARCHITECT OF RECORD
David A. Udow, Architect
 11881 North 113th Way
 Scottsdale, AZ 85259
 480-614-3385

REV DATE JC DESCRIPTION

STARBUCKS COFFEE
PORTLAND
 1080 FOREST AVENUE
 PORTLAND, ME 04103
 CUMBERLAND

PROJECT:
 STORE #: 11917
 PROJECT #: 37548-001
 CONCEPT: MSS DT
 PALETTE: CLASSICO
 ISSUE DATE: 12-6-2006
 DM: CARRIE HOLLAAR
 JC: LINDSAY LAWRENCE
 CHECKED: BRETT JOHN
 CM: MARK SWIDERSKI

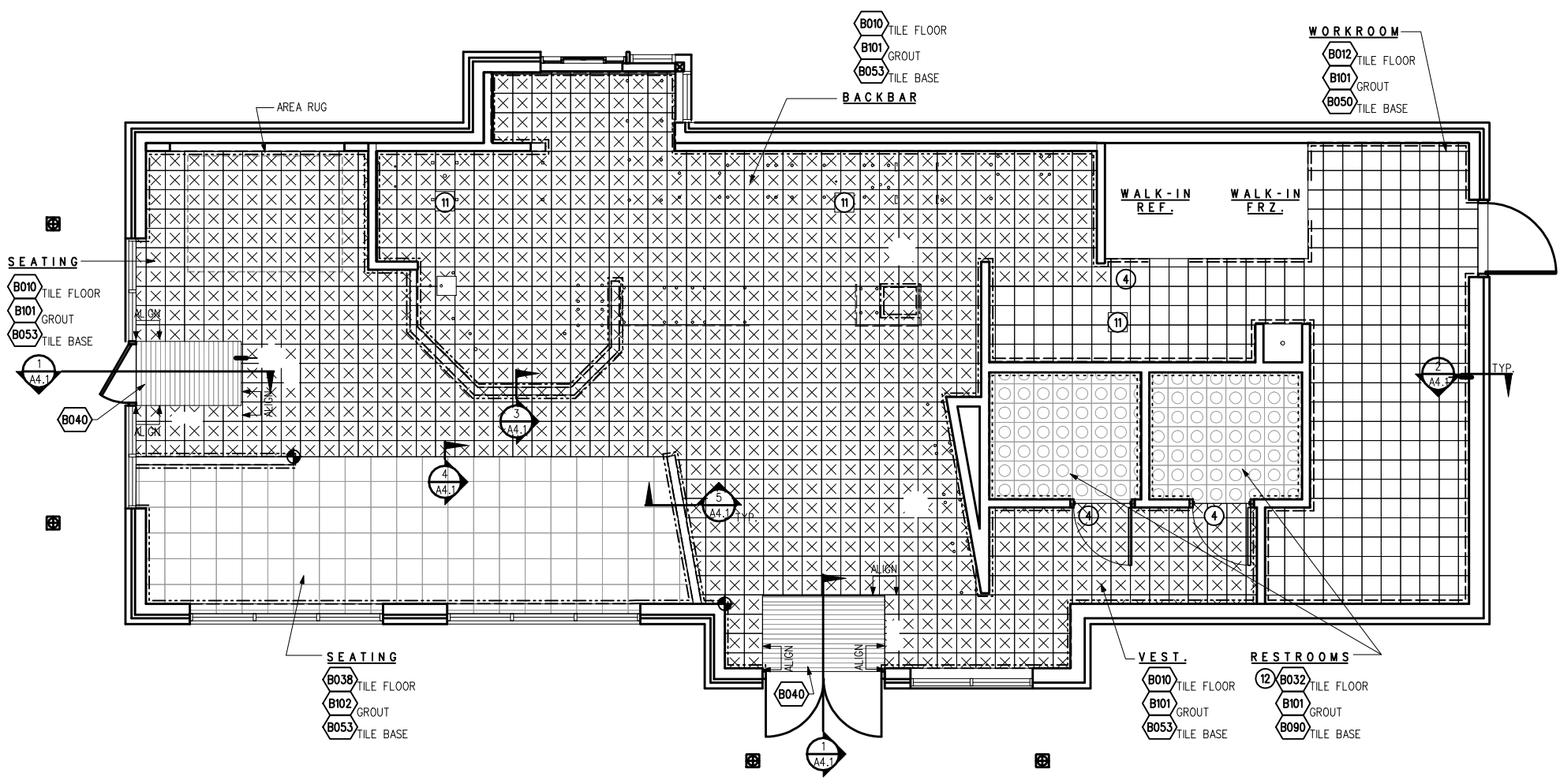
SHEET TITLE
FLOOR FINISH PLAN / SCHEDULE

SCALE: 1/4" = 1'-0"
 (DO NOT SCALE DRAWINGS)

SHEET NUMBER
A4.0

FLOOR FINISH SCHEDULE:

FLOOR COVERINGS SCHEDULE:									
ITEM*	QTY	DESCRIPTION	MANUFACTURER	MODEL *			REMARKS	SKU *	SHIP
CERAMIC TILE									
⊗	B010	75	TILE ROAST3 GIZA 12X12	PASTORELLI CERAMICHE	TECNOSTONE, GIZA		(BOX OF 15 TILES) - USES B101 GREY GROUT	179265	3PL
□	B012	22	TILE INTERIM3 DIAMANTE 12X12	PASTORELLI CERAMICHE	TECNOSTONE, DIAMANTE		(BOX OF 18 TILES) - USES B101 GREY GROUT	179263	3PL
○	B032	12	TILE 12X12 RR FLR MARCA 11/CS	ASSOCIATED IMPORTS	MARCA CORONA - WENGE		(BOX OF 11 TILES) - USES B101 GREY GROUT	190274	3PL
⑨ ⑬	B141	14	TILE MOSAIC BKBR LRV CLASSICO	ASSOCIATED IMPORTS	MOSAIC WHITE MARBLE		(10 TILES PER BOX) -USE B109 IVORY GROUT	190281	3PL
TILE BASE									
-----	B050	9	TILE BIANCO BASE 6"x12"	PASTORELLI CERAMICHE	TRADIZIONAL E, BIANCO		(BOX OF 24 TILES) - USE B101 GREY GROUT	179252	3PL
-----	B053	19	TILE NERO BASE	PASTORELLI CERAMICHE	TRADIZIONAL E, NERO		(BOX OF 24 TILES) - USE B101 GREY GROUT	179251	3PL
⑫	B086	58	TILE RESTROOM TILE PATTERN 2	LINEAR FOOTAGE CALCULATION	ORIGINS PATTERN FULL HT		FOR CALCULATION PURPOSES ONLY	ORIGIN	N/A
-----	B090	58	TILE RESTROOM COVE WENGE 6X12	ASSOCIATED IMPORTS	MARCA CORONA LOFT WENGE		DIVIDE BY 24 FOR BOX QTY B102 GROUT	188304	3PL
⑫	B095	75.4	TILE RESTROOM WALL IVORY 6X12	ASSOCIATED IMPORTS	MARCA CORONA LOFT IVORY		DIVIDE BY 24 FOR BOX QTY B102 GROUT	188305	3PL
⑫	B096	174	TILE RESTROOM WALL WENGE 6X12	ASSOCIATED IMPORTS	MARCA CORONA LOFT WENGE		DIVIDE BY 24 FOR BOX QTY B102 GROUT	188303	3PL
GROUT									
	B101	0	GROUT - GREY	MAPEI	*47 CHARCOAL		EPOXY GROUT AVAILABLE IF NEEDED		GC
	B102	0	GROUT - HARVEST	MAPEI	*06 HARVEST KERAPOXY		EPOXY GROUT		GC
⑨ ⑬	B109	0	GROUT - IVORY	MAPEI	*39 IVORY KERAPOXY		EPOXY GROUT		GC
MISC									
□	B038	44	TILE TERRAZZO YELLOW CLASSICO	PENTAL GRANITE & MARBLE	TZT-AZTYEL1 616P15		QTY IS BY BOX (4/BOX) B102 GROUT	193385	3PL
⑩	B040	2	WALK-OFF MAT - 78" X 48"	PACIFIC MAT	AZO BERBER			156384	3PL



NOTES:

- ALL FLOORING AND BASE MATERIAL TO BE INSTALLED ACCORDING TO STARBUCKS SPECIFICATIONS.
- CABINET BASES TO BE SET AFTER TILE INSTALLATION.
- FOR ALL TILE AND/OR VINYL BASE INSTALLATIONS AT CASEWORK, MECHANICALLY SAND AND SCARIFY WOOD SUBSTRATE TO COMPLETELY REMOVE ALL FINISH. TROWEL ON A PRIMER COAT OF MAPEI TYP 1, KER 903 ADHESIVE AND ALLOW TO AIR DRY.
- ALIGN TILE TRANSITIONS ON WHOLE TILES AS SHOWN.
- PROVIDE GROUT JOINT OF 3/16" MAXIMUM DEVIATION OF TILE AND GROUT LINE OF 1/4" PER 4'.
- ALL TILE AND SLATE TO BE INSTALLED PER TILE COUNCIL OF AMERICA STANDARDS.
- TILE BASE AND THRESHOLD GROUT JOINTS TO ALIGN WITH TILE FLOOR GROUT JOINTS.
- REMOVAL OF EXCESS GROUT WILL BE DONE WITH WATER. THE USE OF SULFURIC OR MURIATIC ACID IS PROHIBITED. IF THESE ACIDS ARE USED, THE INSTALLER WILL BE REQUIRED TO REMOVE THE ACID AND RESTORE THE GROUT AT THEIR EXPENSE.
- SEE ELEVATIONS AND SHEET A5.0 FOR LOCATION AND DETAILS OF BACKBAR WALL TILE
- WALK-OFF MATS AREA STARBUCKS SUPPLIED, GC INSTALLED
- FLOOR SINK/DRAIN. SEE A0.1 FOR LOCATION
- SEE RESTROOM PLAN ON SHEET A6.0 FOR RESTROOM WALL TILING DETAILS
- BACKBAR TILE SHEETS TO BE ROTATED 90 DEGREES ON EACH APPLICATION TO PREVENT CHECKERBOARD PATTERN

FLOOR FINISH PLAN



**STARBUCKS
COFFEE COMPANY**
2401 UTAH AVENUE SOUTH
SEATTLE, WASHINGTON 98134
(206) 318-1575

THESE PLANS AND SPECIFICATIONS, AS WELL AS STARBUCKS' NAME AND LOGO, TRADEMARKS AND DESIGNS ARE THE EXCLUSIVE PROPERTY OF STARBUCKS CORPORATION. ANY REPRODUCTION, MODIFICATION, DISCLOSURE AND/OR USE OF THESE MATERIALS FOR ANY PORTION OF THEM WITHOUT STARBUCKS' PRIOR WRITTEN CONSENT IS STRICTLY PROHIBITED.

ARCHITECT OF RECORD
David A. Udkow, Architect
11881 North 113th Way
Scottsdale, AZ 85259
480-614-3385

REV DATE JC DESCRIPTION

STARBUCKS COFFEE
PORTLAND
1080 FOREST AVENUE
PORTLAND, ME 04103
CUMBERLAND

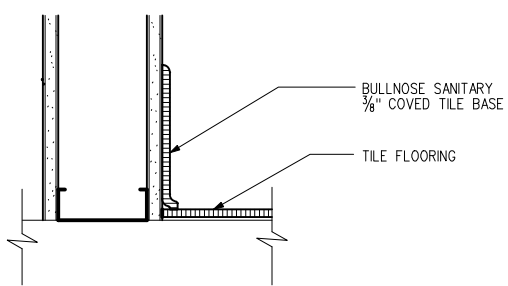
PROJECT: COUNTY:

STORE #: 11917
PROJECT #: 37548-001
CONCEPT: MSS DT
PALETTE: CLASSICO
ISSUE DATE: 12-6-2006
DM: CARRIE HOLLAAR
JC: LINDSAY LAWRENCE
CHECKED: BRETT JOHN
CM: MARK SWIDERSKI

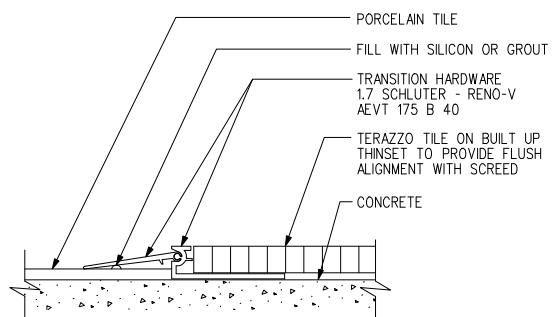
SHEET TITLE
**FLOOR FINISH
DETAILS**

SCALE: VARIES
(DO NOT SCALE DRAWINGS)

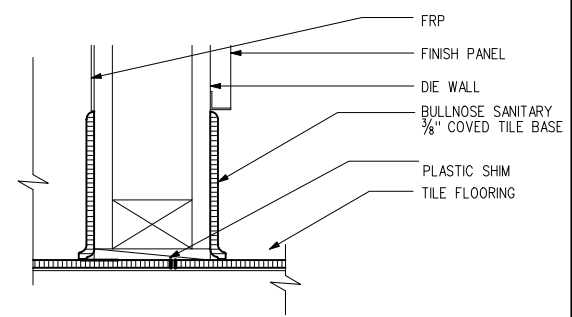
SHEET NUMBER
A4.1



1 **TILE BASE @ INT WALL**
3" - 1'-0"
SECTION

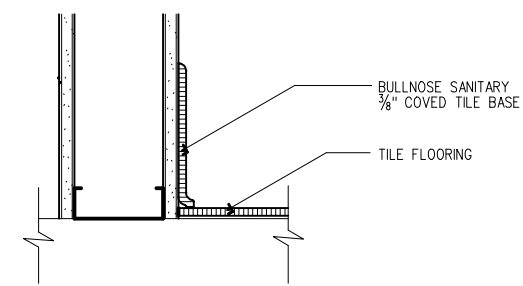


4 **CLASSICO TRANSITION DETAIL**
SCALE - NTS

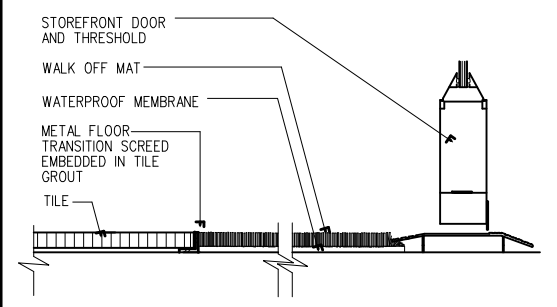


NOTE: MECHANICALLY SAND AND SCARIFY WOOD SUBSTRATE TO COMPLETELY REMOVE ALL FINISH. TROWEL ON A PRIMER COAT OF MAPEI TYPE 1, KER 903 ADHESIVE AND ALLOW TO AIR DRY. APPLY NOTCHED TROWEL COAT OF KER 903 ADHESIVE AND INSTALL TILE PER SPECIFICATIONS.

3 **TILE BASE @ DIE WALL**
SCALE - 3" - 1'-0"
TOPSET



2 **TILE BASE @ WALL**
SCALE - 3" - 1'-0"
TOP SET



1 **TILE/WALK OFF MAT**
SCALE - 6" - 1'-0"



STARBUCKS COFFEE COMPANY
 2401 UTAH AVENUE SOUTH
 SEATTLE, WASHINGTON 98134
 (206) 318-1575

THESE PLANS AND SPECIFICATIONS, AS WELL AS STARBUCKS NAME AND LOGO, TRADEMARKS AND DESIGNS ARE THE EXCLUSIVE PROPERTY OF STARBUCKS CORPORATION. ANY REPRODUCTION, MODIFICATION, DISCLOSURE AND/OR USE OF THESE MATERIALS FOR ANY PORTION OF THEM WITHOUT STARBUCKS PRIOR WRITTEN CONSENT IS STRICTLY PROHIBITED.

ARCHITECT OF RECORD
 David A. Udkow, Architect
 11881 North 113th Way
 Scottsdale, AZ 85259
 480-614-3385

REV DATE JC DESCRIPTION

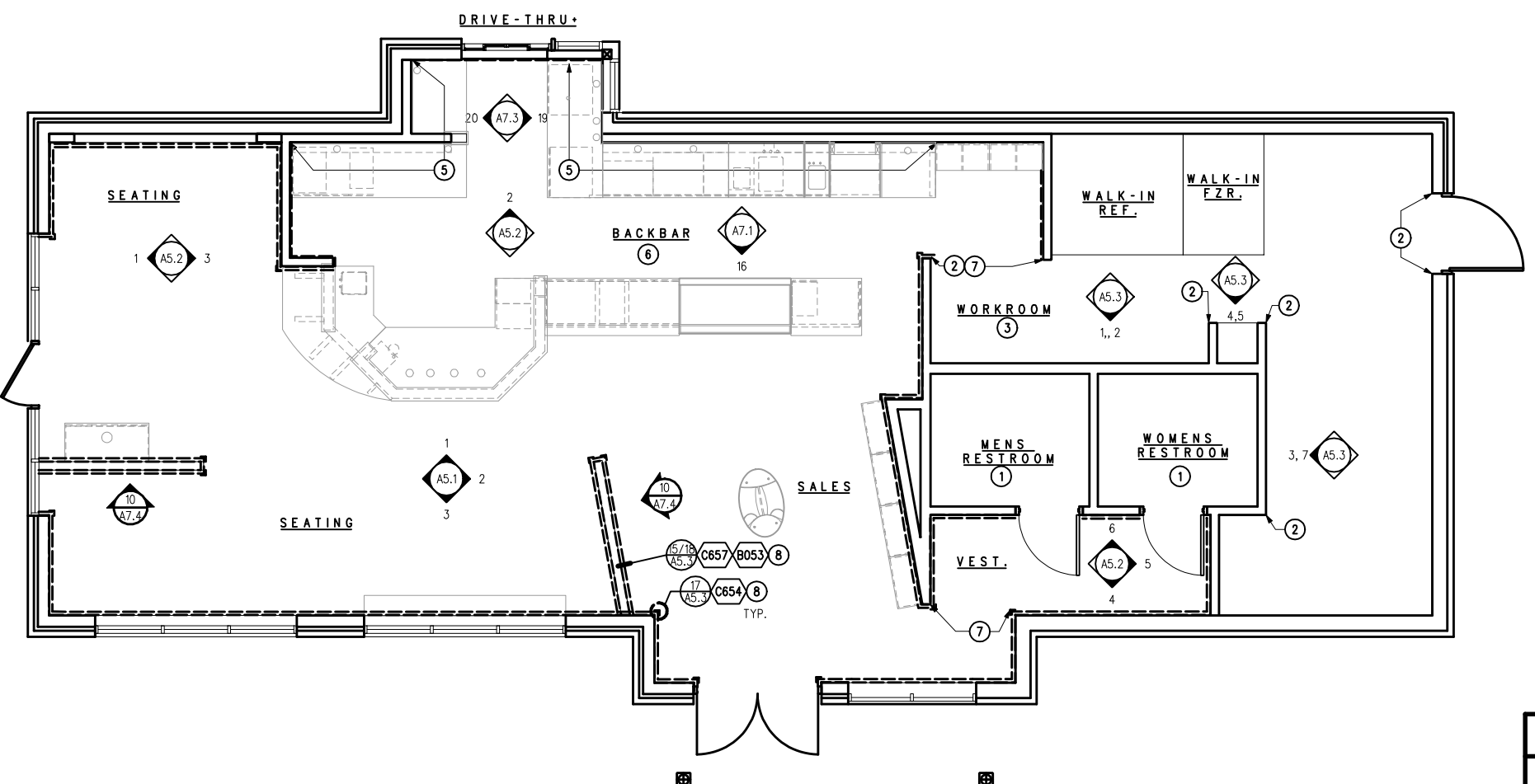
PAINT & WALL TREATMENT FINISH SCHEDULE:

COLOR / MATERIAL CODE	DESCRIPTION	MATERIAL	MANUFACTURER	LIGHT REFLECTANCE VALUE	
P800-E/S	ACCENT WALL (USE CP-3 PRIMER)	PAINT	SHERWIN-WILLIAMS	LRV-9	HARMONY EGGSHELL "MOULIN ROUGE"
P801-E/S	ACCENT WALL (USE CP-1 PRIMER)	PAINT	SHERWIN-WILLIAMS	LRV-29	HARMONY EGGSHELL "WEDGEWOOD BLUE"
P801-S/G	ACCENT & TRIM (USE CP-1 PRIMER)	PAINT	SHERWIN-WILLIAMS	LRV-29	HARMONY SEMI-GLOSS "WEDGEWOOD BLUE"
P803-E/S	GENERAL FIELD COLOR (USE CP-1 PRIMER)	PAINT	SHERWIN-WILLIAMS	LRV-51	HARMONY EGGSHELL "LICHEN"
P804-E/S	CEILING, RESTROOM CEILING (USE CP-1 PRIMER)	PAINT	SHERWIN-WILLIAMS	LRV-70	HARMONY EGGSHELL "ALABASTER"
P807-E/S	GENERAL FIELD (USE CP-1 PRIMER)	PAINT	SHERWIN-WILLIAMS	LRV-39	HARMONY EGGSHELL "MOSS"
P808-E/S	ACCENT (USE CP-1 PRIMER)	PAINT	SHERWIN-WILLIAMS	LRV-53	HARMONY EGGSHELL "JASPER BLUE"
P808-S/G	ACCENT & TRIM (USE CP-1 PRIMER)	PAINT	SHERWIN-WILLIAMS	LRV-53	HARMONY SEMI-GLOSS "JASPER BLUE"

GENERAL NOTES:
 1. PAINT SUBSTITUTIONS ARE NOT ALLOWED.
 2. To locate the nearest Sherwin Williams store, call (800) 321-8194. Order paint by Starbucks Coffee Company Program "COLOR CODE". Paint formulas for "COLOR CODE" available at (800) 321-8194. Further info avail. thru Ed Stein at (888) 731-7379 (page #).
 3. Submit Two (2) Sets of 8 1/2" x 11" brush-outs of all paint colors and finishes to the Starbucks CM for approval prior to painting.
 4. Refer to interior elevations for color locations.
 5. All wood and metal surfaces shall be painted semi-gloss, unless otherwise noted.
 6. Wall receiving vinyl mural wallcovering shall be smooth wall and PVC primed. Murals to be sealed. Sealer is provided with Mural.

GRAPHICS SCHEDULE:

ITEM #	QTY	DESCRIPTION	MANUFACTURER	MODEL #	REMARKS	SKU #	SHIP
MURALS							
9	1	CA04 ARTWORK FRAMED CITY SCENE	DISPLAY PRODUCTS	CLASSICO 16"WX15"H		190953	VD
9	1	CA21 ARTWORK FRAMED ESPR MACH	DISPLAY PRODUCTS	CLASSICO 5PC		190972	VD
9	1	CM09 MURAL ESPRESSO MONTAGE	DISPLAY PRODUCTS	CLASSICO 14.4"WX96"H	DARRYL COLLINS "ESPRESSO MONTAGE"	191064	VD
MENU BOARDS							
9	1	G717 MENU BEAN RISTRETTO	PATTISON SIGN		2 PANEL W/ WOOD FRAMES	185417	3PL
9	1	G718 MENU BOARD BEV MSS CASEWORK MT	PATTISON SIGN	3 PANEL BEV CASEWORK MNT	3 PANEL W/ WOOD FRAMES	190993	3PL
9	1	G726 MENU BOARD DO MSS CASEWORK MT	PATTISON SIGN	DAILY OFFER CASEWORK MNT		226324	3PL
9	2	G913 BULLETIN BOARD MAGNETIC VERT	IVEY DIGITAL	VERTICAL		187511	3PL
ACCESSORIES							
9	1	CA24 MIRROR RECT HORZ CLASSICO	MAJESTIC MIRROR	4623-SB 43"WX31"H		190456	3PL
9	1	G911 FRAME SUSPENDED POSTER 24"X26"	ACME PLASTICS	24 X 26		183881	3PL
9	1	G912 FRAME WALL POSTER 24"X26"	ACME PLASTICS	24 X 26		183880	3PL
9	1	G925 BANNER -DRIVE THRU COMING SOON	DISPLAY PRODUCTS	REUSABLE VINYL		186383	3PL
9	1	G926 BANNER -DRIVE THRU NOW OPEN	DISPLAY PRODUCTS	REUSABLE VINYL		186381	3PL



WALL FINISH PLAN

WALL TREATMENT KEY:

--- INDICATES WOOD CHAIRRAIL AND WAINSCOT AND TILE BASE. REFER TO SCHEDULES ON SHEETS A4.0 AND A7.0.

NOTES:

- REFER TO SHEET A6.0 FOR RESTROOM WALL FINISHES, ELEVATION AND MOUNTING HEIGHTS
- INSTALL METAL CORNER GUARDS AS NEEDED IN THE WORK ROOM. MOUNT 6" A.F.F. AFFIX WITH #6 STAINLESS STEEL OVAL HEAD SCREWS ON EITHER SIDE BY 1/2" VERTICALLY.
- PROVIDE AND INSTALL FULL-HEIGHT FRP @ MOP SINK ENCLOSURE AND ALL WORKROOM WALLS
- COORDINATE WINDOW SHADE LOCATIONS WITH STARBUCKS CONSTRUCTION MANAGER
- 1/4" GREEN BOARD APPLIED TO GWB FOR EXTENT OF BACKBAR TILE.
- FOR WALL TILE SCHED. SEE SHEET A4.0
- INSTALL FRY REGLET CORNER TRIM PIECE AS NEEDED IN FRONT OF HOUSE WHERE DRYWALL TO DRYWALL OUTSIDE CORNERS EXIST WITH NO WAINSCOT PROTECTION. ITEM IS GC SUPPLIED AND INSTALLED DURING DRYWALL TAPING PROCESS. TRIM PIECE CAN BE FIELD PAINTED. IF TO BE PAINTED, GC TO REQUEST DMCT -1250 WITH CHEM FILM, A PAINTABLE SURFACE APPLIED BY THE SUPPLIER AT NO ADDITIONAL COST. SEE DETAIL 14/A5.3
- REFER TO SHEET A7.0 FOR CASEWORK SCHEDULE AND SHEET A4.0 FOR TILE BASE SCHEDULE.
- SEE ELEVATIONS FOR ARTWORK AND MENU LOCATIONS AND MOUNTING HEIGHTS.

MISCELLANEOUS FINISH SCHEDULE:

MATERIAL CODE	DESCRIPTION	MATERIAL	MANUFACTURER	COLOR/TYPE	REMARKS
MS1	EXTERIOR WINDOW	OPAQUE FILM	MISC SPECIALTY FILMS 800-735-4743	BLACK	
MS2	INTERIOR DOOR	SOLID CORE DOOR	PROVIDED BY GC	CLEAR FINISH STAIN GRADE WHITE MAPLE	WHITE MAPLE VENEER FACES
4	MS3 WINDOW SHADE (COLORADO SUPPLIER)		INSOLROLL WINDOW - EARL CORNELIUS 800-447-5534	SHEERWEAVE 3000 CHOCOLATE	ORDERED BY CONSTRUCTION COORDINATOR

STARBUCKS COFFEE
 PORTLAND
 1080 FOREST AVENUE
 PORTLAND, ME 04103
 CUMBERLAND
 PROJECT:

STORE #: 11917
 PROJECT #: 37548-001
 CONCEPT: MSS DT
 PALETTE: CLASSICO
 ISSUE DATE: 12-6-2006
 DM: CARRIE HOLLAAR
 JC: LINDSAY LAWRENCE
 CHECKED: BRETT JOHN
 CM: MARK SWIDERSKI

SHEET TITLE
WALL FINISH / SCHEDULES

SCALE: 1/4"=1'-0"
 (DO NOT SCALE DRAWINGS)

SHEET NUMBER
A5.0

NOTES:

- ① ALL PAINT DESIGNATIONS TO EXTEND AROUND OUTSIDE CORNERS, UON.
- ② REFER TO MANUFACTURER'S INSTRUCTIONS SHIPPED WITH ARTWORK FOR INSTALLATION INSTRUCTIONS AND SPACING.
- ③ INSTALL WALL CABINETS BEFORE BACKBAR WALL TILE. RUN BACKBAR WALL TILE TO UNDERSIDE OF WALL CABINETS, NOT BEHIND CABINETS.



STARBUCKS COFFEE COMPANY
 2401 UTAH AVENUE SOUTH
 SEATTLE, WASHINGTON 98134
 (206) 318-1575

THESE PLANS AND SPECIFICATIONS, AS WELL AS STARBUCKS' NAME AND LOGO, TRADEMARKS AND DESIGNS ARE THE EXCLUSIVE PROPERTY OF STARBUCKS CORPORATION. ANY REPRODUCTION, MODIFICATION, DISCLOSURE AND/OR USE OF THESE MATERIALS FOR ANY PORTION OF THEM WITHOUT STARBUCKS' PRIOR WRITTEN CONSENT IS STRICTLY PROHIBITED.

ARCHITECT OF RECORD
 David A. Udkow, Architect
 11881 North 113th Way
 Scottsdale, AZ 85259
 480-614-3385

REV DATE JC DESCRIPTION

STARBUCKS COFFEE
PORTLAND
 1080 FOREST AVENUE
 PORTLAND, ME 04103
 CUMBERLAND

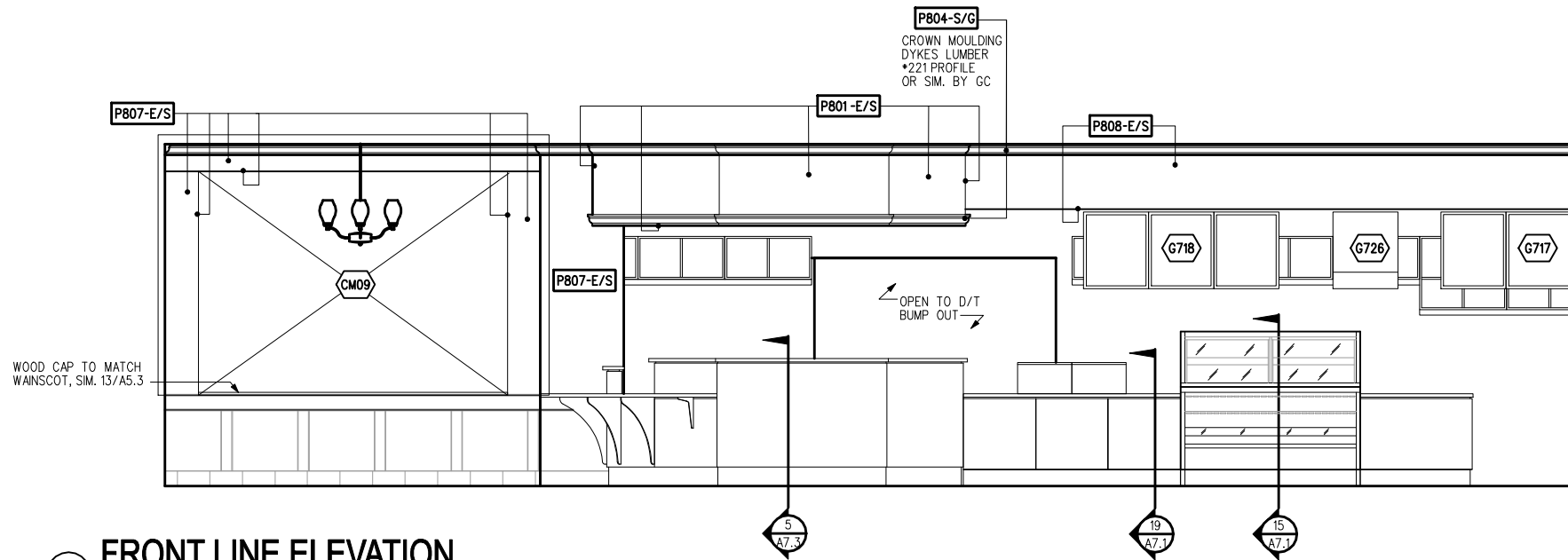
PROJECT: COUNTY:

STORE #: 11917
 PROJECT #: 37548-001
 CONCEPT: MSS DT
 PALETTE: CLASSICO
 ISSUE DATE: 12-6-2006
 DM: CARRIE HOLLAAR
 JC: LINDSAY LAWRENCE
 CHECKED: BRETT JOHN
 CM: MARK SWIDERSKI

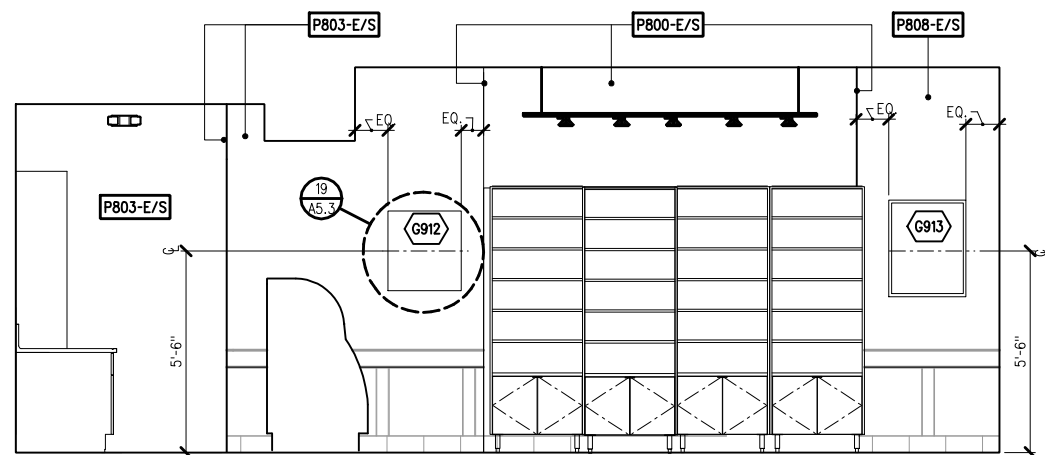
SHEET TITLE
INTERIOR ELEVATIONS

SCALE:
 (DO NOT SCALE DRAWINGS)

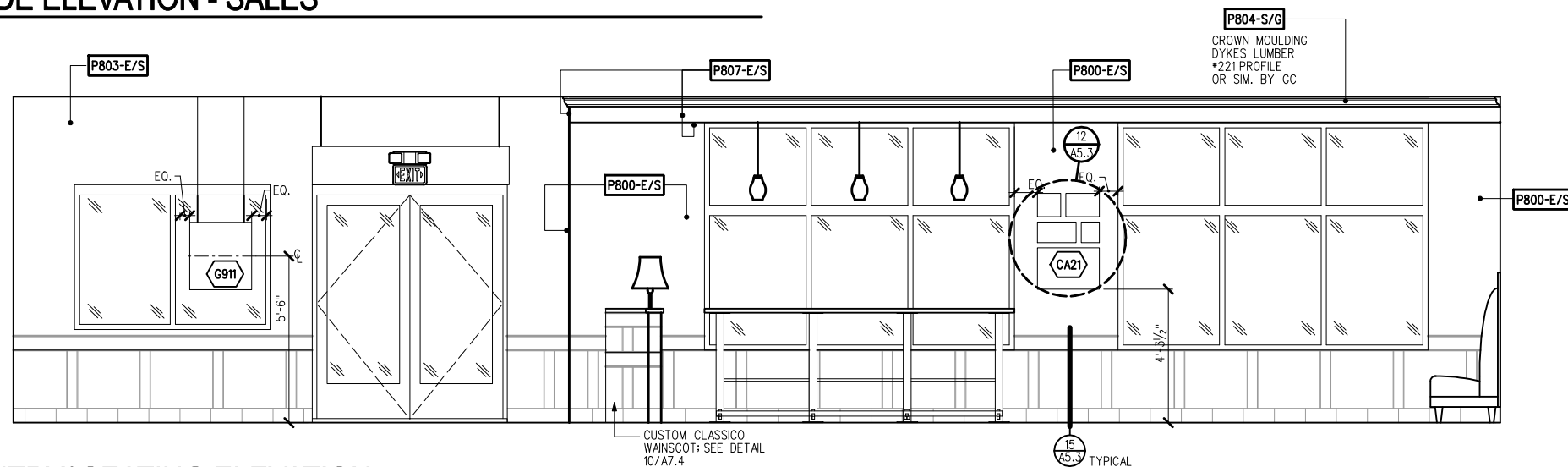
SHEET NUMBER
A5.1



① FRONT LINE ELEVATION



② SIDE ELEVATION - SALES



③ ENTRY/ SEATING ELEVATION





**STARBUCKS
COFFEE COMPANY**
2401 UTAH AVENUE SOUTH
SEATTLE, WASHINGTON 98134
(206) 318-1575

THESE PLANS AND SPECIFICATIONS, AS WELL AS STARBUCKS' NAME AND LOGO, TRADEMARKS AND DESIGNS ARE THE EXCLUSIVE PROPERTY OF STARBUCKS CORPORATION. ANY REPRODUCTION, MODIFICATION, DISCLOSURE AND/OR USE OF THESE MATERIALS FOR ANY PORTION OF THEM WITHOUT STARBUCKS' PRIOR WRITTEN CONSENT IS STRICTLY PROHIBITED.

ARCHITECT OF RECORD
David A. Udow, Architect
11881 North 113th Way
Scottsdale, AZ 85259
480-614-3385

REV DATE JC DESCRIPTION

STARBUCKS COFFEE
PORTLAND
1080 FOREST AVENUE
PORTLAND, ME 04103
CUMBERLAND

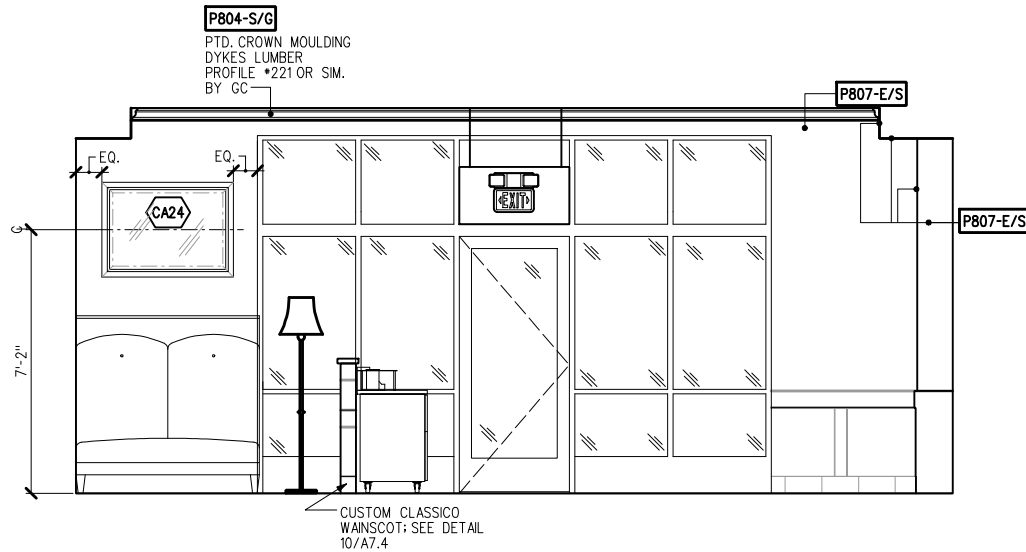
PROJECT: COUNTY:

STORE #: 11917
PROJECT #: 37548-001
CONCEPT: MSS DT
PALETTE: CLASSICO
ISSUE DATE: 12-6-2006
DM: CARRIE HOLLAR
JC: LINDSAY LAWRENCE
CHECKED: BRETT JOHN
CM: MARK SWIDERSKI

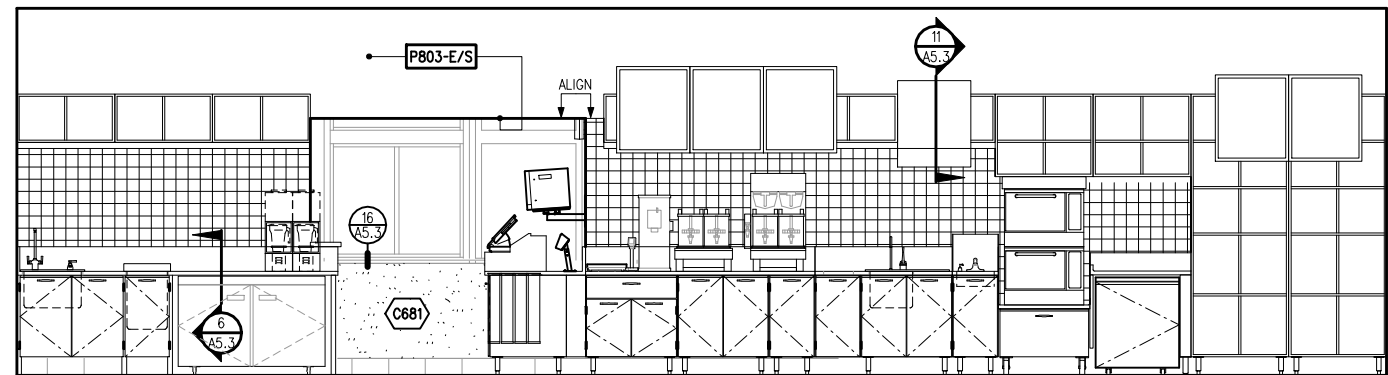
SHEET TITLE
**INTERIOR
ELEVATIONS**

SCALE: 3/8"=1'-0"
(DO NOT SCALE DRAWINGS)

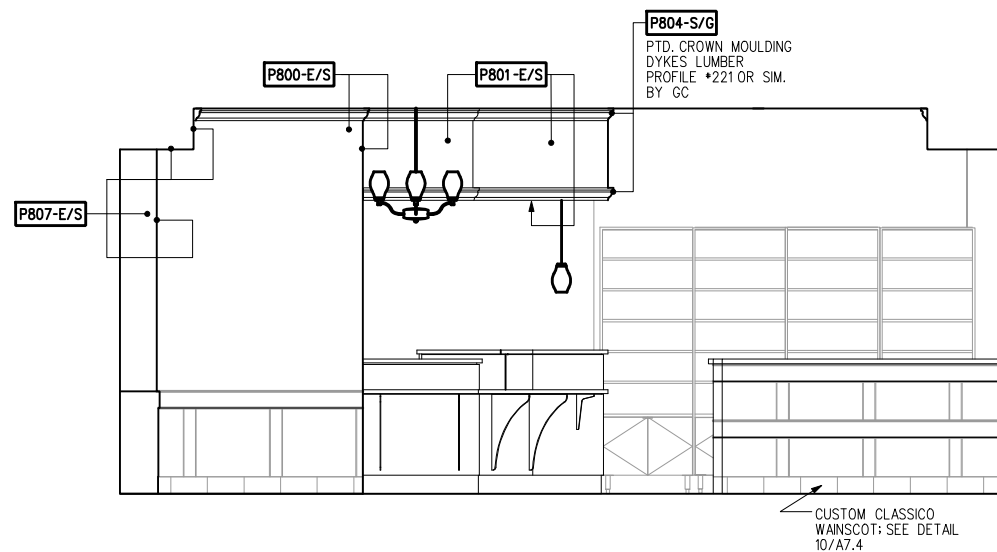
SHEET NUMBER
A5.2



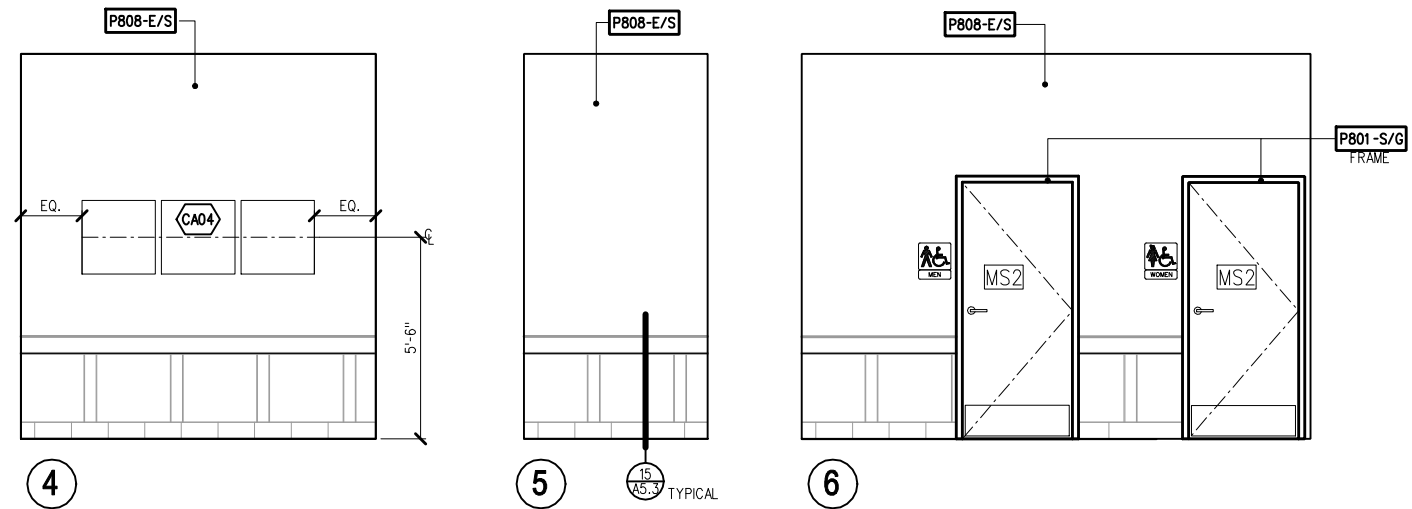
1 SIDE ELEVATION - SOFT SEATING



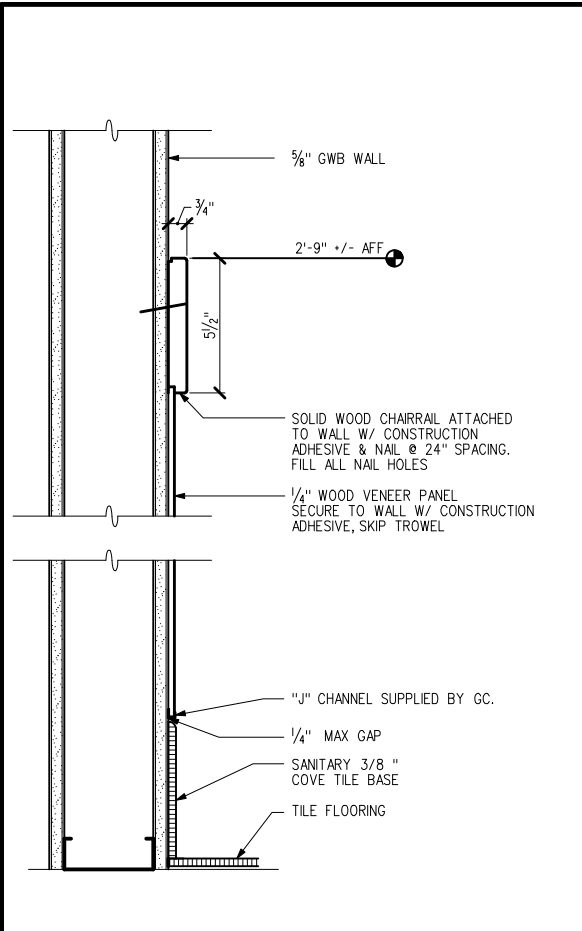
2 BACKBAR ELEVATION



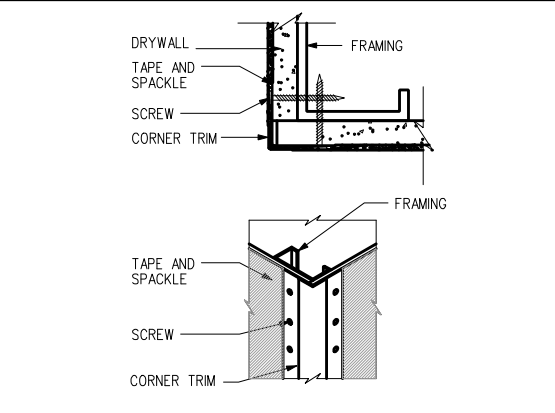
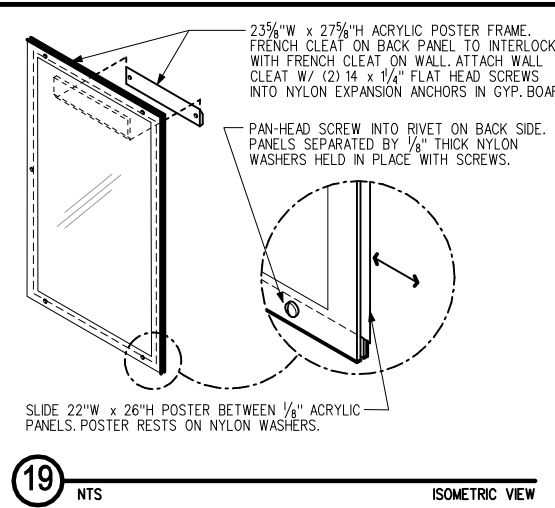
3 SIDE ELEVATION - SOFT SEATING



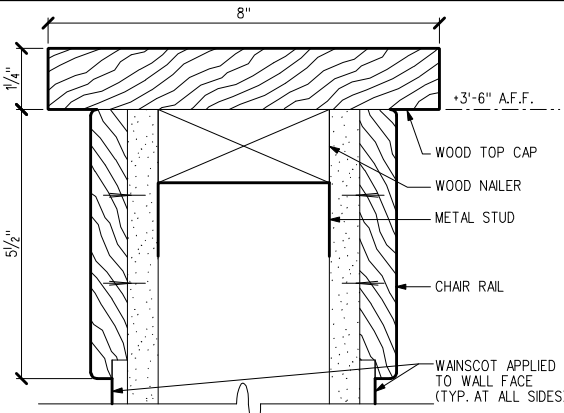
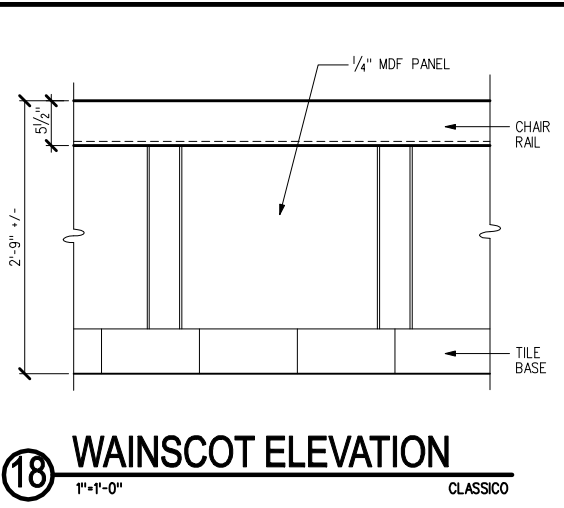
4 5 6 RESTROOM ELEVATIONS



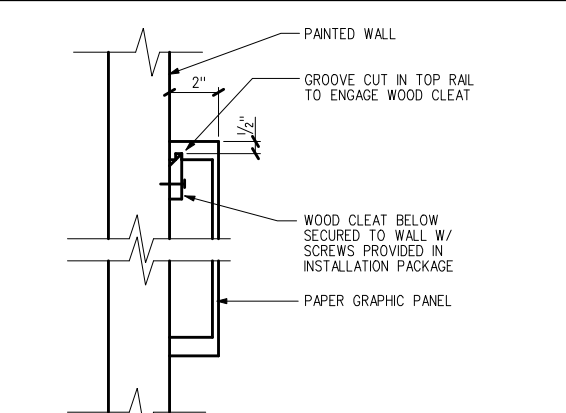
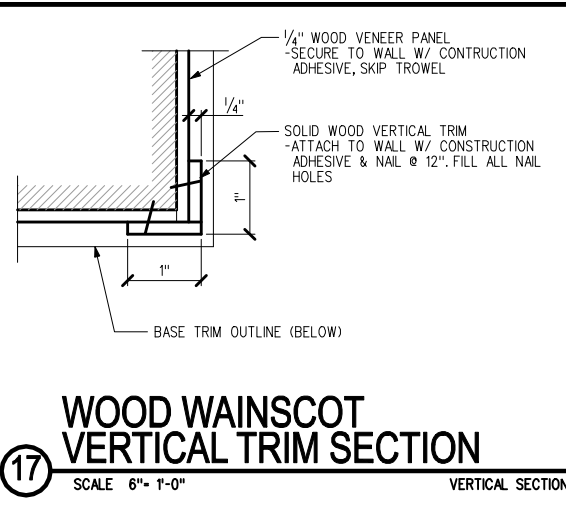
15 WAINSCOT W/ TOPSET BASE
SCALE 3\"/>



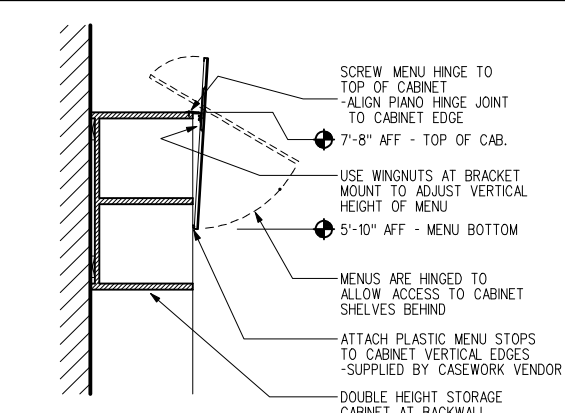
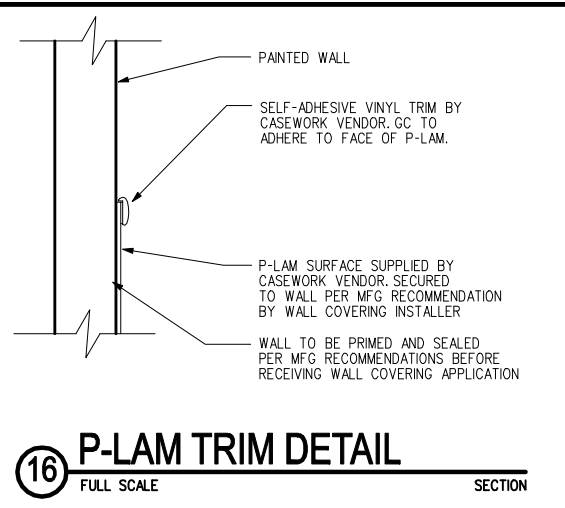
14 FRY REGLET CORNER TRIM
NONE



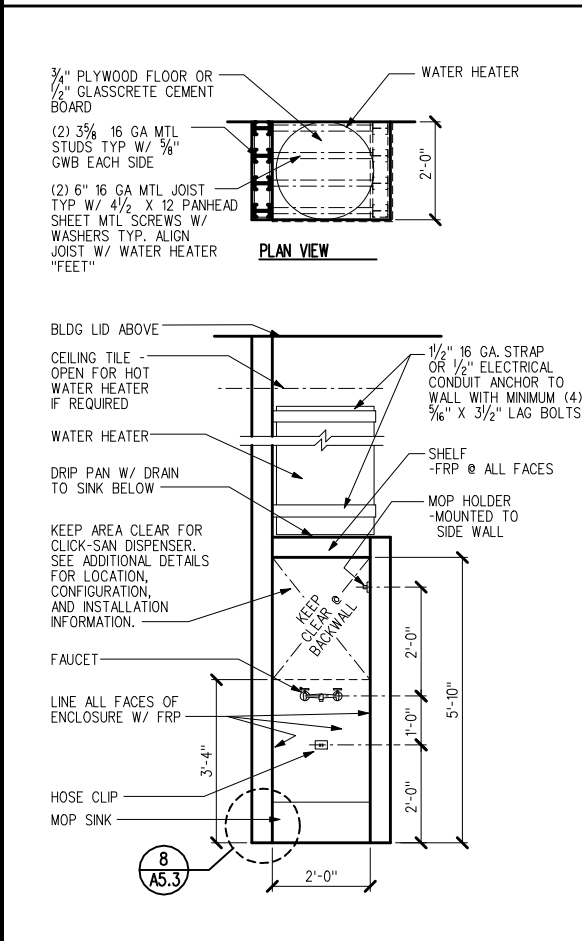
13 LOW WALL TOP CAP
SCALE 6\"/>



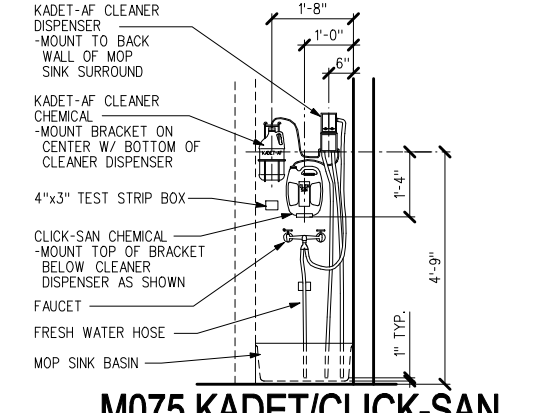
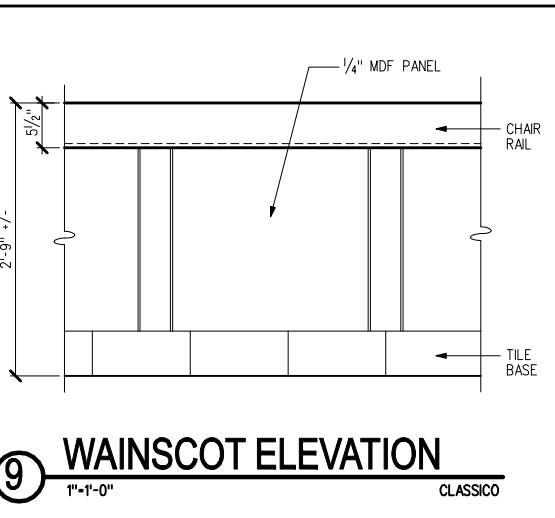
12 PAPER BLOCK MOUNTING
SCALE 3\"/>



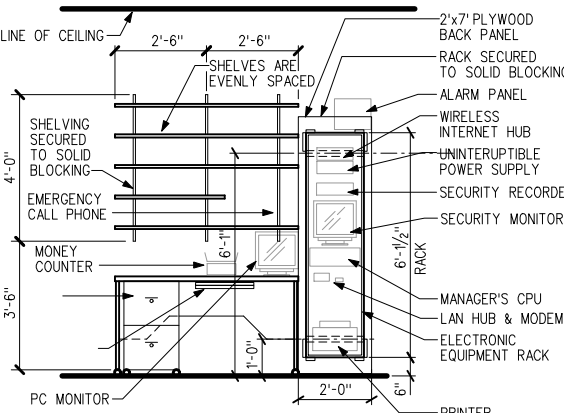
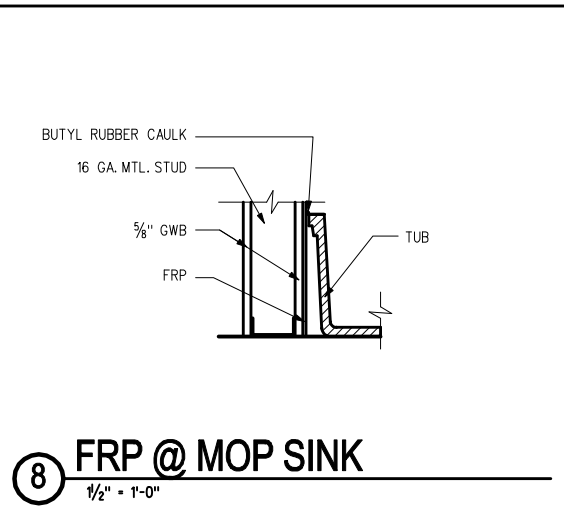
11 CASEWORK MENU MOUNTING
3/4\"/>



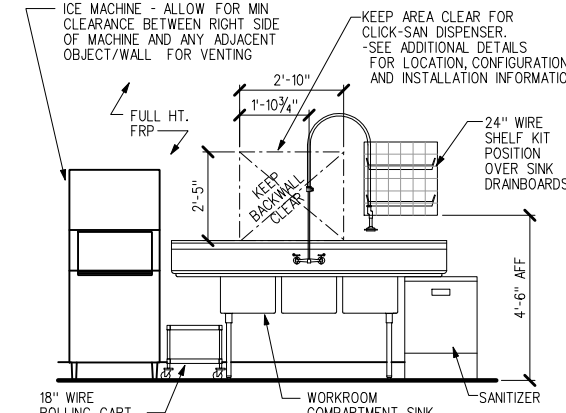
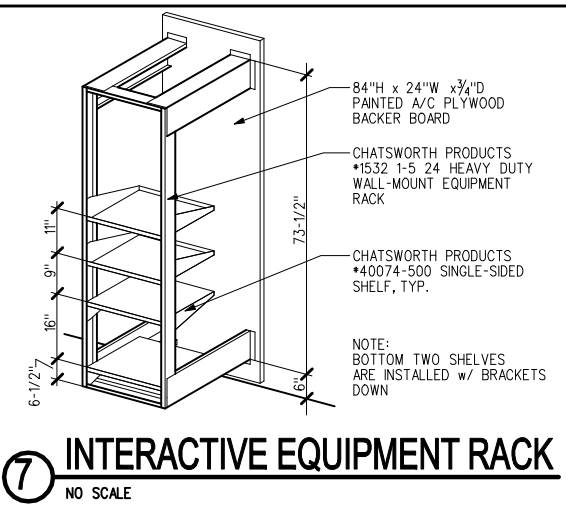
5 MOP SINK ELEVATION
EDIT THIS



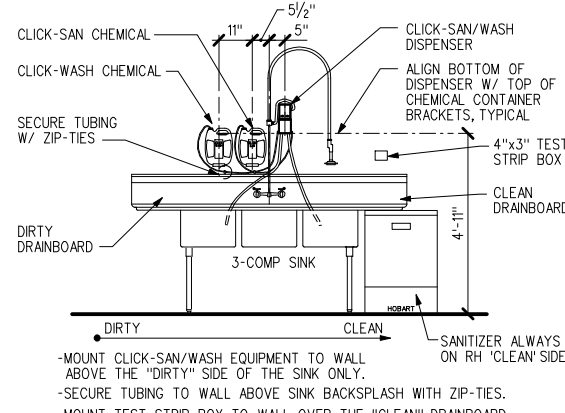
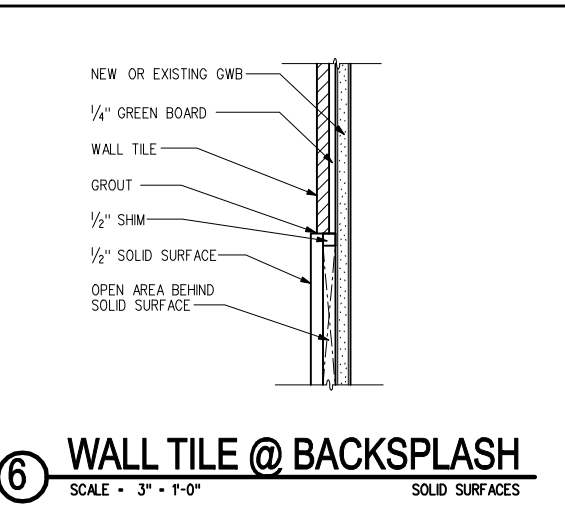
4 M075 KADET/CLICK-SAN MOUNTING
3/4\"/>



3 MANAGERS DESK ELEV
SCALE 3/8\"/>



2 ELEV @ WORKROOM SINK
SCALE 3/8\"/>



1 CLICK-SAN/WASH INSTALL
SCALE 3/8\"/>



STARBUCKS COFFEE COMPANY
2401 UTAH AVENUE SOUTH
SEATTLE, WASHINGTON 98134
(206) 318-1575

THESE PLANS AND SPECIFICATIONS, AS WELL AS STARBUCKS NAME AND LOGO, TRADEMARKS AND DESIGNS ARE THE EXCLUSIVE PROPERTY OF STARBUCKS CORPORATION. ANY REPRODUCTION, MODIFICATION, DISCLOSURE AND/OR USE OF THESE MATERIALS FOR ANY PORTION OF THEM WITHOUT STARBUCKS PRIOR WRITTEN CONSENT IS STRICTLY PROHIBITED.

ARCHITECT OF RECORD
David A. Udkow, Architect
11881 North 113th Way
Scottsdale, AZ 85259
480-614-3385

REV DATE JC DESCRIPTION

STARBUCKS COFFEE
PORTLAND
1080 FOREST AVENUE
PORTLAND, ME 04103
CUMBERLAND

STORE #: 11917
PROJECT #: 37548-001
CONCEPT: MSS DT
PALETTE: CLASSICO
ISSUE DATE: 12-6-2006
DM: CARRIE HOLLAAR
JC: LINDSAY LAWRENCE
CHECKED: BRETT JOHN
CM: MARK SWIDERSKI

SHEET TITLE
WALL FINISH DETAILS

SCALE: VARIES
(DO NOT SCALE DRAWINGS)

SHEET NUMBER
A5.3



**STARBUCKS
COFFEE COMPANY**
2401 UTAH AVENUE SOUTH
SEATTLE, WASHINGTON 98134
(206) 318-1575

THESE PLANS AND SPECIFICATIONS, AS WELL AS STARBUCKS NAME AND LOGO, TRADEMARKS AND DESIGNS ARE THE EXCLUSIVE PROPERTY OF STARBUCKS CORPORATION. ANY REPRODUCTION, MODIFICATION, DISCLOSURE AND/OR USE OF THESE MATERIALS FOR ANY PORTION OF THEM WITHOUT STARBUCKS PRIOR WRITTEN CONSENT IS STRICTLY PROHIBITED.

ARCHITECT OF RECORD
David A. Udkow, Architect
11881 North 113th Way
Scottsdale, AZ 85259
480-614-3385

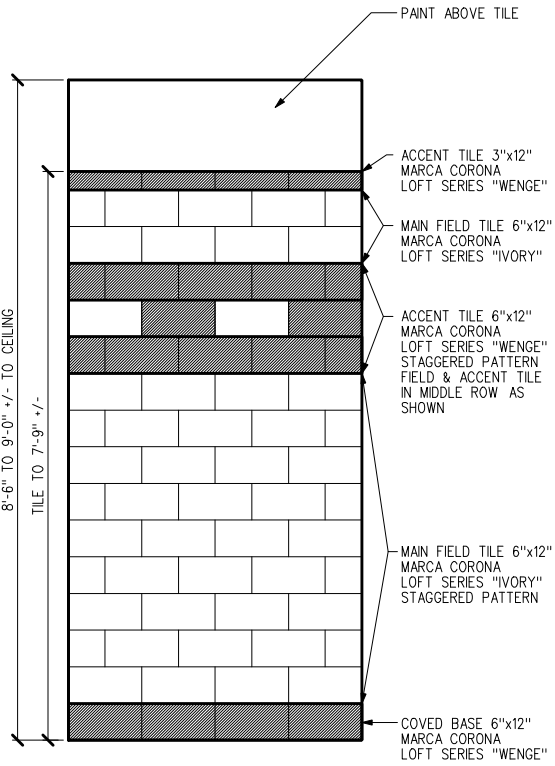
REV DATE JC DESCRIPTION

STARBUCKS COFFEE
PORTLAND
1080 FOREST AVENUE
PORTLAND, ME 04103
CUMBERLAND

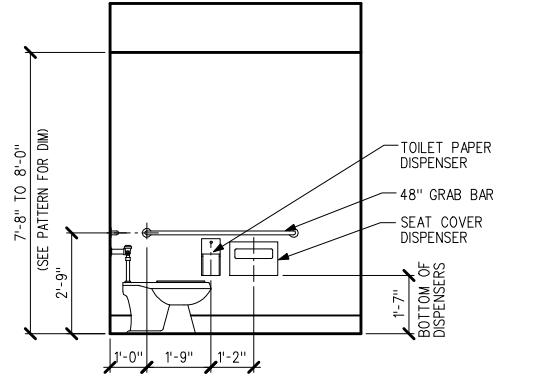
STORE #: 11917
PROJECT #: 37548-001
CONCEPT: MSS DT
PALETTE: CLASSICO
ISSUE DATE: 12-6-2006
DM: CARRIE HOLLAAR
JC: LINDSAY LAWRENCE
CHECKED: BRETT JOHN
CM: MARK SWIDERSKI

SHEET TITLE
**RESTROOM
PLAN /
ELEVATIONS**
SCALE: VARIES
(DO NOT SCALE DRAWINGS)

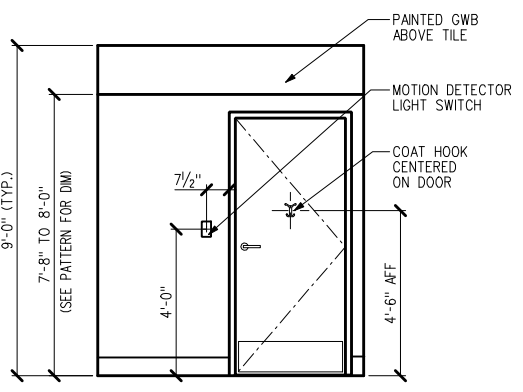
SHEET NUMBER
A6.0



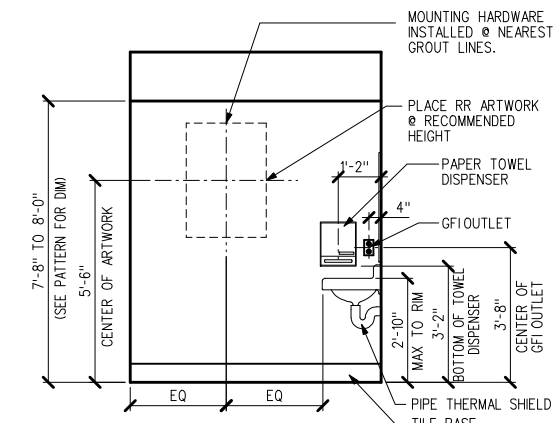
WALL TILE PATTERN
SCALE - 3/4" = 1'-0" CLASSICO PALETTE



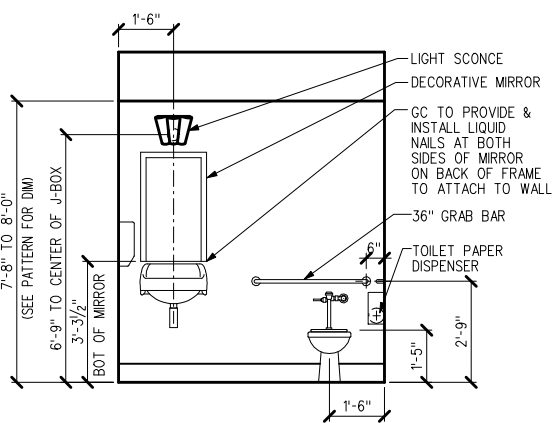
10 RESTROOM @ SIDE
SCALE - 3/8" = 1'-0"



9 RESTROOM @ DOOR
SCALE - 3/8" = 1'-0"

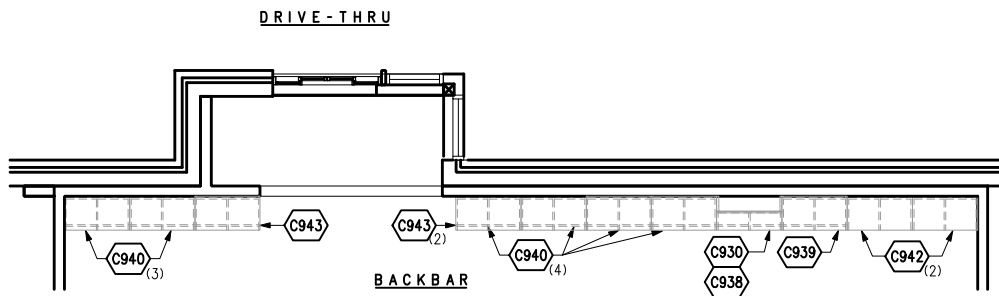


5 RESTROOM @ SIDE
SCALE - 3/8" = 1'-0"



4 RESTROOM @ FRONT
SCALE - 3/8" = 1'-0"

1 ENLARGED RESTROOM PLAN
SCALE - 3/4" = 1'-0"



UPPER CASEWORK PLAN

CASEWORK FINISH SCHEDULE:

DESCRIPTION	MANUFACTURER	MATERIAL / FINISH	LOCATION	REMARKS/ V.D. CODE
SOLID SURFACE COUNTERTOPS	DUPONT	CORIAN "COCOA BROWN" (F) SEMI-GLOSS	BACKBAR COUNTERTOPS & BACKSPLASHES CAFE CONDIMENT COUNTERTOP	MA109
SOLID SURFACE COUNTERTOPS	DUPONT	CORIAN "SAHARA" (F) SEMI-GLOSS	CUSTOMER, ESPRESSO BAR, POS COUNTERTOPS "SIT HERE" COUNTERTOP, HAND-OFF PLANE	MA112
CONDIMENT TOP MERCHANDISER	PRISMATIC	COLD-ROLLED STEEL, POWDER-COATED "ROBUST BROWN" *EWB-2244 /WRINKLE	CAFE CONDIMENT STAND COUNTERTOP	MT100
FOOT RAIL POS KICK PLATE	TCI	COLD ROLLED STEEL, POWDER COATED *40 "BRONZE" *9411-8041	ESPRESSO & CUSTOMER BARS POS	MT100
STAINLESS STEEL COUNTERTOPS	-	*4 BRUSHED 16G. SS	ESPRESSO & CUSTOMER BARS PARTNER WORK AREA COUNTERTOPS	MT104
SNEEZE GUARD	-	TEMPERED GLASS	ESPRESSO & CUSTOMER BARS	MT102
P-LAM	PIONITE	"CORIANDER FIBER" *AT981-S STANDARD GRADE	PREP AREA WAINSCOT	WD101
MELAMINE CASEWORK INTERIOR	-	BOTH SIDES: ST655-S ALMOND	POS & BACKBAR CABINET INTERIOR	WD107
MELAMINE CASEWORK EXTERIOR	PIONITE	PC133 WX421-H WITCHCRAFT	BACKBAR FACES & DRAWERS, STORAGE CUBBIES CAFE MERCH WALL BAYS, CONDIMENT CART, ETEGERE	WD107
FRP WAINSCOT	MARLITE	P-100 WHITE	ESPRESSO & CUSTOMER BARS DIE-WALLS, PARTNER SIDE	WD121
WOOD CASEWORK FINISH	-	SOLID WALNUT F104	ESPRESSO & CUSTOMER BARS POS FINISH PANELS	WD124
WOOD CASEWORK FINISH	-	WALNUT VENEER F104	ESPRESSO & CUSTOMER BAR DIE-WALLS, CUSTOMER SIDE	WD126
WOOD CASEWORK FINISH	-	SOLID WALNUT F104	WAINSCOT CAP	WD124
WOOD CASEWORK FINISH	-	WALNUT VENEER F104	RETAIL WAINSCOT	WD126
METAL TRIM WOOD WAINSCOT	STYLMARK 1-800-328-2495	J-CHANNEL *420068 213 BRUSHED BRIGHT BLACK	AT LOWER EDGE OF WOOD WAINSCOT FOR INSTALLATIONS ABOVE TILE BASE	GC SUPPLIED
SWITCHPLATE FOR DUPLEX OUTLET	BALDWIN 1-800-358-2469 EXT 11	PART * 4752-112-CD VENETIAN BRONZE	OVER "BLACK" OUTLETS IN BANQUETTE AND WAINSCOT LOCATIONS	GC SUPPLIED

CASEWORK SCHEDULE:

ITEM#	QTY	DESCRIPTION
OPERATIONS		
C940	7	STORAGE CUBBY 1X2
C942	2	STORAGE CUBBY 2X5
C943	3	VALANCE
STORAGE/FILLERS		
C933	1	SUPPORT PANEL
C938	1	2X2 FILLER CUBBIES
C939	1	2X2 MODIFIED CUBBIES
C992	2	FIT KIT - 8" BACKBAR P-LAM
PUBLIC		
C945	4	MERCH BAY
C947	1	CONDIMENT STATION
C972	1	TABLE TOP - SIT HERE 10'
WALLS/TRIM		
C654	14	WAINSCOT VERTICAL TRIM MSS
C657	188.9	WAINSCOT PANEL & TRIM LF
C681	2	BB WALL PLAM - CORIANDER FIBER
ACCESSORIES		
C356	1	COFFEE FIXTURE FLOOR STAND
C930	1	APRON
C937	2	BUMPER RAILS MSS
C995	4	LEDGER STRIP - BACKBAR
C997	1	INSTALLATION KIT
LOWER CABINETS		
C800	1	CABINET 15" STD MODULE W/ DOOR
C801	1	CABINET 15" STD MODULE OPEN
C803	1	DOOR 15" STD MODULE W/ BLKG
C804	2	CABINET 30" STD MODULE W/ DOOR
C805	1	CABINET 30" STD MODULE OPEN
C807	1	CABINET 15" SHT MODULE DRAWER
C808	1	CABINET 15" SHT MODULE OPEN
C810	1	CABINET 30" SHT MODULE DRAWER
C813	1	DOORSET/END PANEL KIT CBS RH
C814	1	CABINET 15" SHT MODULE DOOR/DR
C820	1	CABINET 15" POS NO DOOR
C821	3	CABINET 30" POS NO DOOR
C825	1	CABINET - SAFE MODULE
C934	1	FOOD BASE CABINET
PERIMETER/DIEWALLS		
C828	1	SHELF - AUXILIARY
C831	1	FRONT PANEL KIT - POS MED CAP
C833	1	END PANEL KIT - POS
C834	2	FINISH PANEL - 2-1/2" POS
C836	1	TOE KICK KIT - POS MED CAP
C908	1	BARISTA MED CAP LAYOUT 2 LH



STARBUCKS COFFEE COMPANY
2401 UTAH AVENUE SOUTH
SEATTLE, WASHINGTON 98134
(206) 318-1575

THESE PLANS AND SPECIFICATIONS, AS WELL AS STARBUCKS NAME AND LOGO, TRADEMARKS AND DESIGNS ARE THE EXCLUSIVE PROPERTY OF STARBUCKS CORPORATION. ANY REPRODUCTION, MODIFICATION, DISCLOSURE AND/OR USE OF THESE MATERIALS FOR ANY PORTION OF THEM WITHOUT STARBUCKS PRIOR WRITTEN CONSENT IS STRICTLY PROHIBITED.

ARCHITECT OF RECORD
David A. Udkow, Architect
11881 North 113th Way
Scottsdale, AZ 85259
480-614-3385

REV DATE JC DESCRIPTION

STARBUCKS COFFEE
PORTLAND
1080 FOREST AVENUE
PORTLAND, ME 04103
CUMBERLAND
PROJECT: COUNTY:

STORE #: 11917
PROJECT #: 37548-001
CONCEPT: MSS DT
PALETTE: CLASSICO
ISSUE DATE: 12-6-2006
DM: CARRIE HOLLAAR
JC: LINDSAY LAWRENCE
CHECKED: BRETT JOHN
CM: MARK SWIDERSKI

SHEET TITLE
CASEWORK PLAN / SCHEDULES

SCALE: 1/4"=1'-0"
(DO NOT SCALE DRAWINGS)

SHEET NUMBER
A7.0

NOTES:

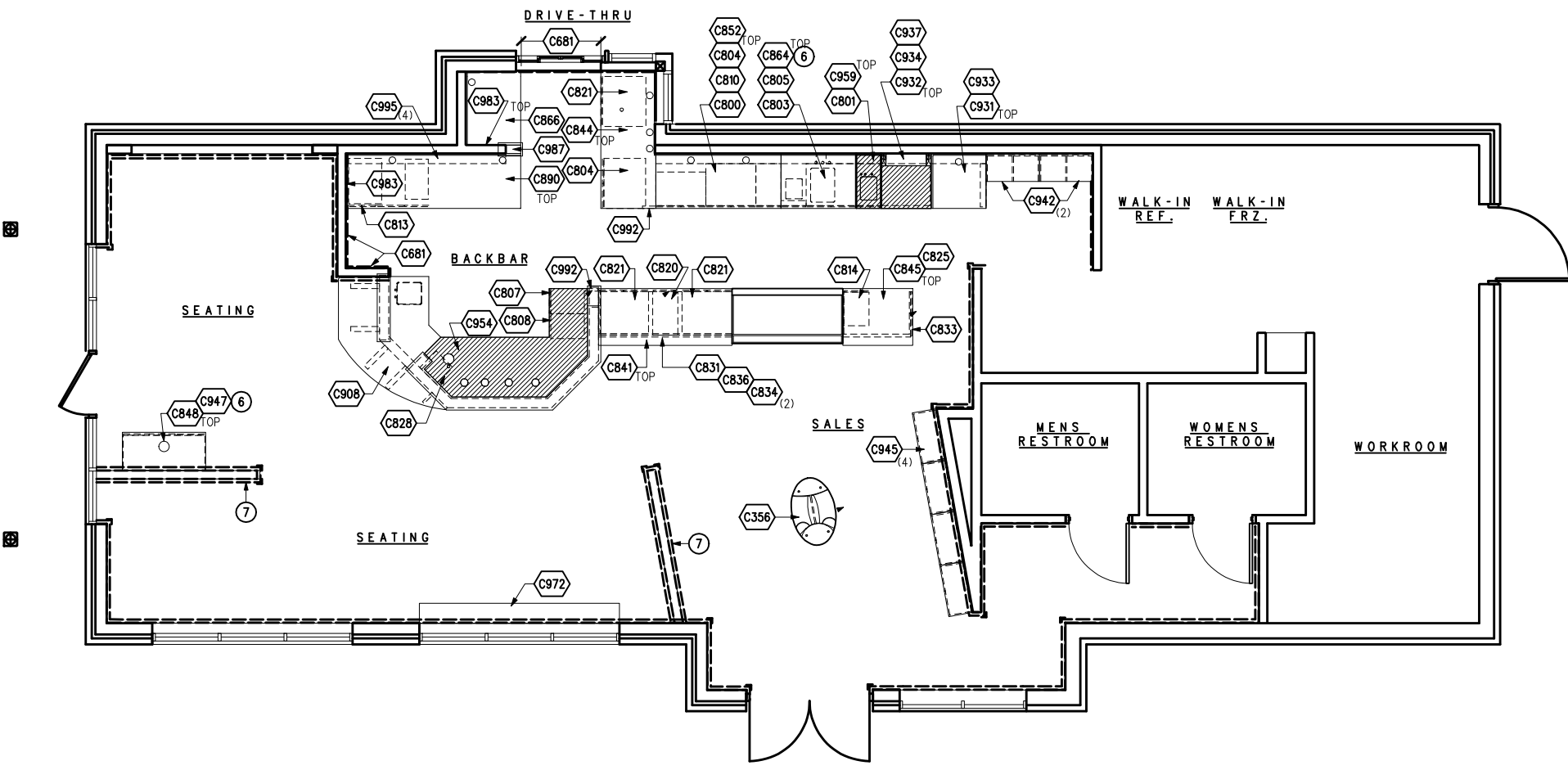
- STARBUCKS CONTRACTS DIRECTLY WITH CASEWORK VENDOR TO SUPPLY CASEWORK LISTED IN CASEWORK SCHEDULE (UON).
- REFER TO CASEWORK INSTALLATION MANUAL PROVIDED BY CASEWORK VENDOR FOR COMPLETE INSTALLATION INSTRUCTIONS.
- ALL CASEWORK BASE UNITS SHALL BE SET ON 1/4" NON-ABSORBENT PLASTIC SHIMS PROVIDED BY CASEWORK VENDOR.
- SEE WALL FINISH PLAN FOR LOCATION, TAGGING, AND FINISH SCHEDULES OF APPLIED WALL TREATMENTS.
- STARBUCKS CM TO COORDINATE AND SCHEDULE CASEWORK DELIVERY DATE. GC TO CONFIRM CASEWORK DELIVERY DATE WITH CASEWORK MANUFACTURER 4 WKS AND 1WK PRIOR TO SCHEDULED DATE OF DELIVERY.
- DO NOT CAULK TRASH RINGS TO COUNTERTOPS
- MODIFIED WAINSCOT, 3'-6" AFF; SEE DETAIL 10/A7.4

COUNTERTOPS - STAINLESS

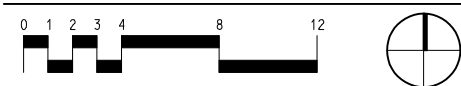
C932	1	SS CART TOP
C954	1	SS TOP BAR MED CAP LAY 1&2 LH
C959	1	SS TOP - HANDSINK

COUNTERTOPS - CORIAN/LAMINATE

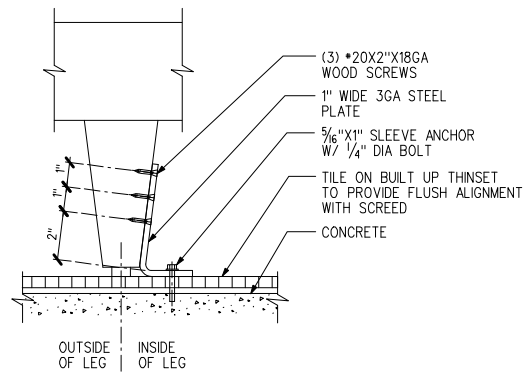
C841	1	CORIAN TOP 80" DOUBLE POS
C844	1	CORIAN TOP 75" DT POS BREWING
C845	1	CORIAN TOP SAFE MODULE
C848	1	CORIAN TOP - CONDIMENT STAND
C852	1	CORIAN TOP 75" BREWER MED CAP
C864	1	CORIAN TOP 45" TRASH /WORKSINK
C866	1	CORIAN TOP 37" DT PASTRY
C890	1	CORIAN TOP 105" CBS DT W/BUMP
C931	1	33" CORIAN TOP
C983	2	FIT KIT - BACKSPLASH CORIAN
C987	1	FIT KIT - DT TOPCAP CORIAN



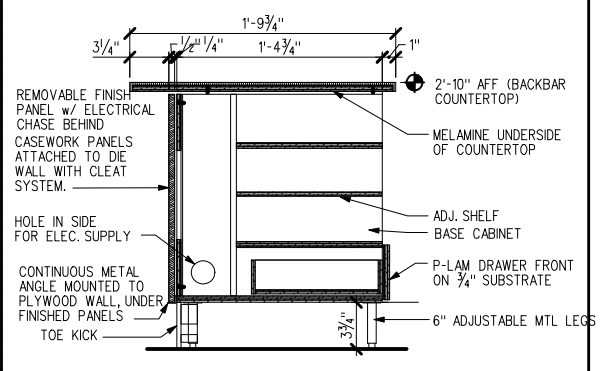
CASEWORK PLAN



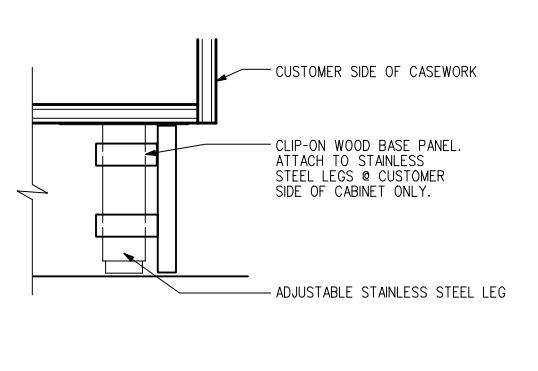
NOTE: REFER TO ENLARGED CASEWORK DETAILS ON SHEETS A7.0 THROUGH A7.3



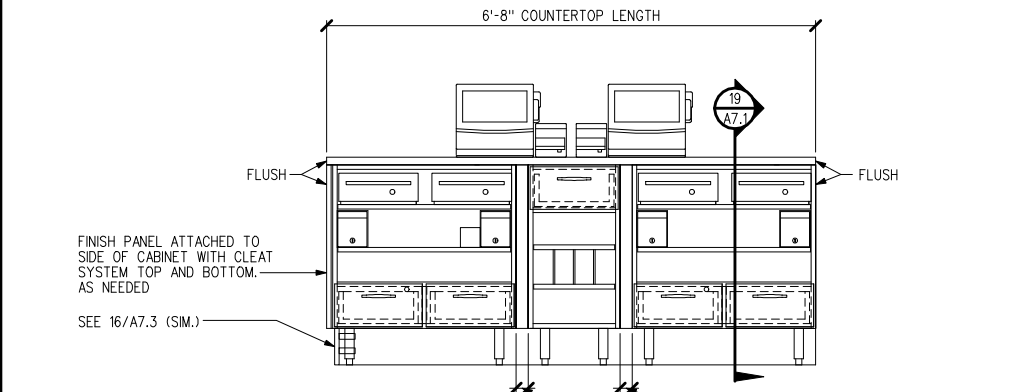
20 BANQUETTE FLR ATTACHMENT
SCALE: 3" = 1'-0"



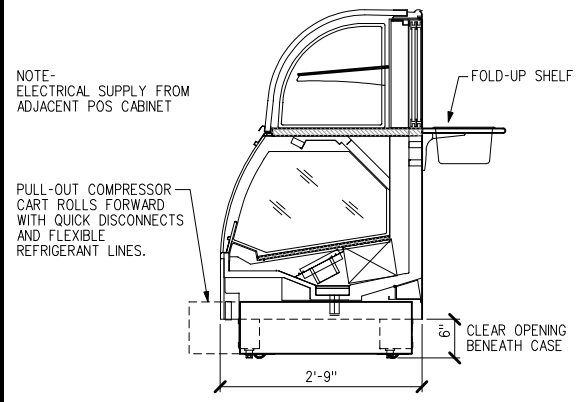
19 POS SECTION
3/4" = 1'-0"



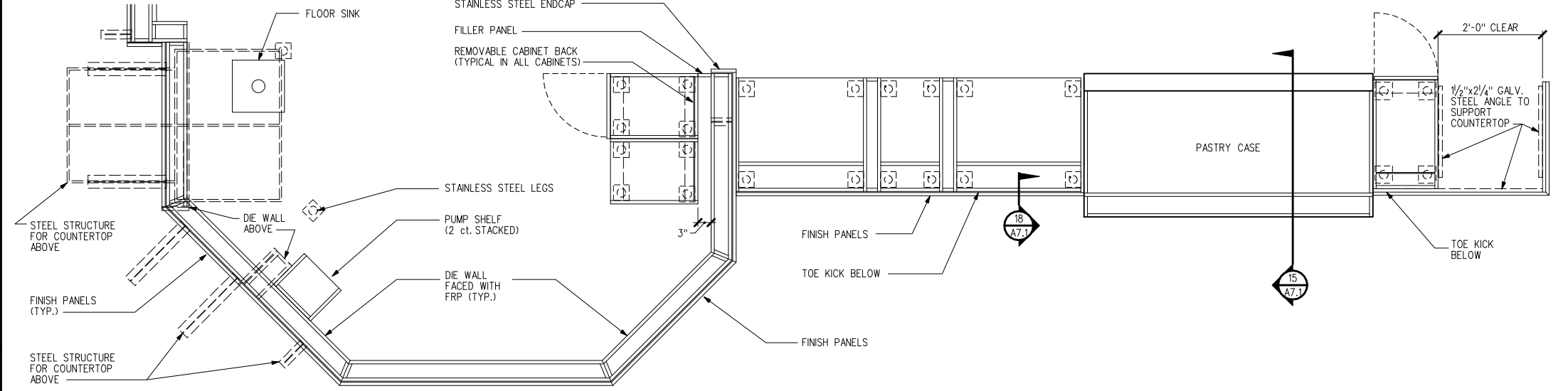
18 TOE KICK @ POS
SCALE = 3" = 1'-0"



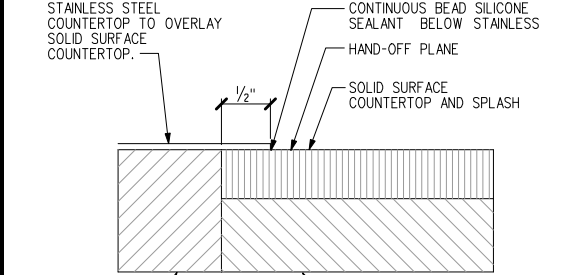
16 POS ELEVATION
3/4" = 1'-0" SECTION



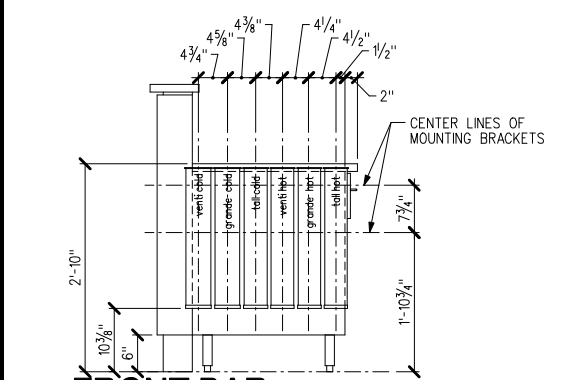
15 E338 FOOD CASE SECTION
3/4" = 1'-0"



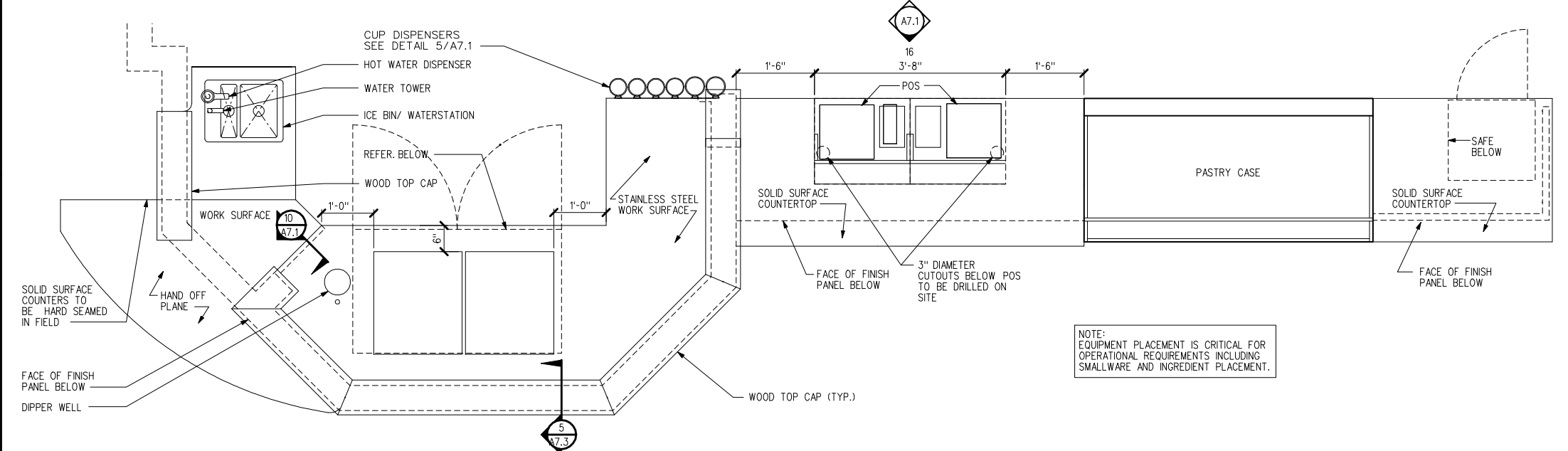
6 FRONT BAR CASEWORK PLAN
3/4" = 1'-0" PLAN



10 SECTION @ BAR MATERIAL TRANSITION
FULL SECTION



5 FRONT BAR CUP DISPENSER
3/4" = 1'-0" ELEVATION



1 FRONT BAR FF&E PLAN
3/4" = 1'-0" PLAN

NOTE: EQUIPMENT PLACEMENT IS CRITICAL FOR OPERATIONAL REQUIREMENTS INCLUDING SMALLWARE AND INGREDIENT PLACEMENT.



STARBUCKS COFFEE COMPANY
2401 UTAH AVENUE SOUTH
SEATTLE, WASHINGTON 98134
(206) 318-1575

THESE PLANS AND SPECIFICATIONS, AS WELL AS STARBUCKS' NAME AND LOGO, TRADEMARKS AND DESIGNS ARE THE EXCLUSIVE PROPERTY OF STARBUCKS CORPORATION. ANY REPRODUCTION, MODIFICATION, DISCLOSURE AND/OR USE OF THESE MATERIALS FOR ANY PORTION OF THEM WITHOUT STARBUCKS' PRIOR WRITTEN CONSENT IS STRICTLY PROHIBITED.

ARCHITECT OF RECORD
David A. Udok, Architect
11881 North 113th Way
Scottsdale, AZ 85259
480-614-3385

REV DATE JC DESCRIPTION

STARBUCKS COFFEE
PORTLAND
1080 FOREST AVENUE
PORTLAND, ME 04103
CUMBERLAND

STORE #: 11917
PROJECT #: 37548-001
CONCEPT: MSS DT
PALETTE: CLASSICO
ISSUE DATE: 12-6-2006
DM: CARRIE HOLLAAR
JC: LINDSAY LAWRENCE
CHECKED: BRETT JOHN
CM: MARK SWIDERSKI

SHEET TITLE
CASEWORK DETAILS

SCALE: 1/4" = 1'-0"
(DO NOT SCALE DRAWINGS)

SHEET NUMBER
A7.1



STARBUCKS COFFEE COMPANY
 2401 UTAH AVENUE SOUTH
 SEATTLE, WASHINGTON 98134
 (206) 318-1575

THESE PLANS AND SPECIFICATIONS, AS WELL AS STARBUCKS NAME AND LOGO, TRADEMARKS AND DESIGNS ARE THE EXCLUSIVE PROPERTY OF STARBUCKS CORPORATION. ANY REPRODUCTION, MODIFICATION, DISCLOSURE AND/OR USE OF THESE MATERIALS FOR ANY PORTION OF THEM WITHOUT STARBUCKS PRIOR WRITTEN CONSENT IS STRICTLY PROHIBITED.

ARCHITECT OF RECORD
David A. Udok, Architect
 11881 North 113th Way
 Scottsdale, AZ 85259
 480-614-3385

REV DATE JC DESCRIPTION

STARBUCKS COFFEE
PORTLAND
 1080 FOREST AVENUE
 PORTLAND, ME 04103
CUMBERLAND

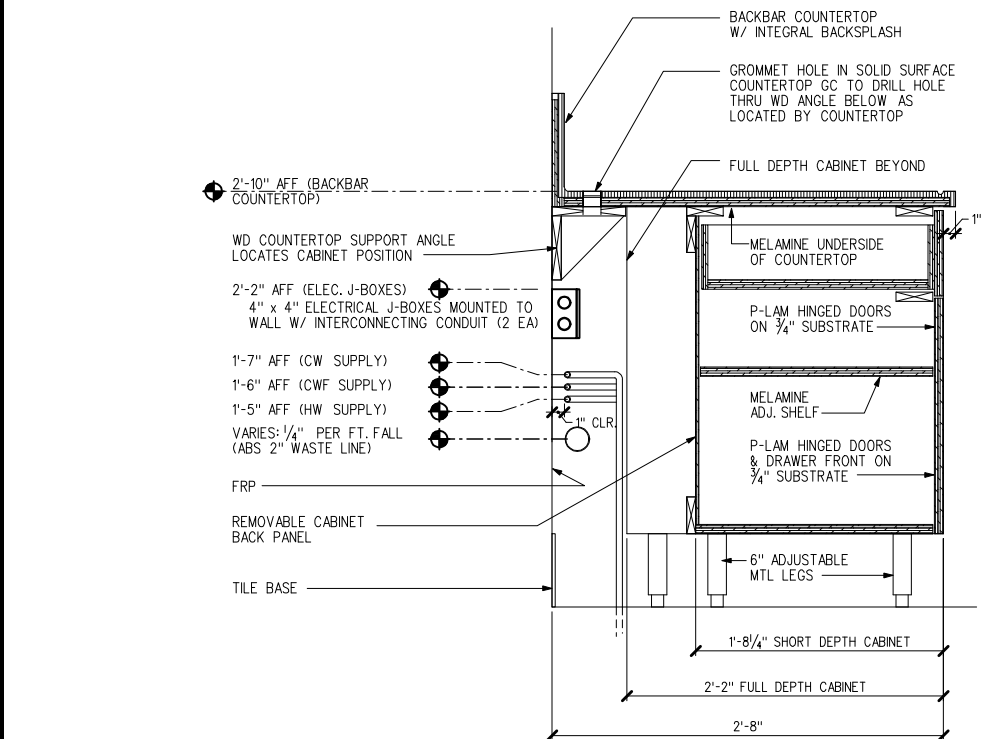
PROJECT: COUNTY:

STORE #: 11917
PROJECT #: 37548-001
 CONCEPT: MSS DT
 PALETTE: CLASSICO
 ISSUE DATE: 12-6-2006
 DM: CARRIE HOLLAAR
 JC: LINDSAY LAWRENCE
 CHECKED: BRETT JOHN
 CM: MARK SWIDERSKI

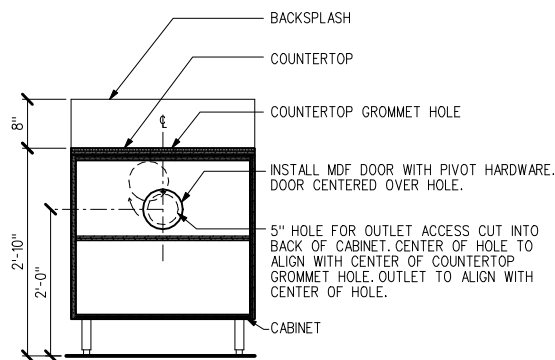
SHEET TITLE
CASEWORK DETAILS

SCALE: 1/4" = 1'-0"
 (DO NOT SCALE DRAWINGS)

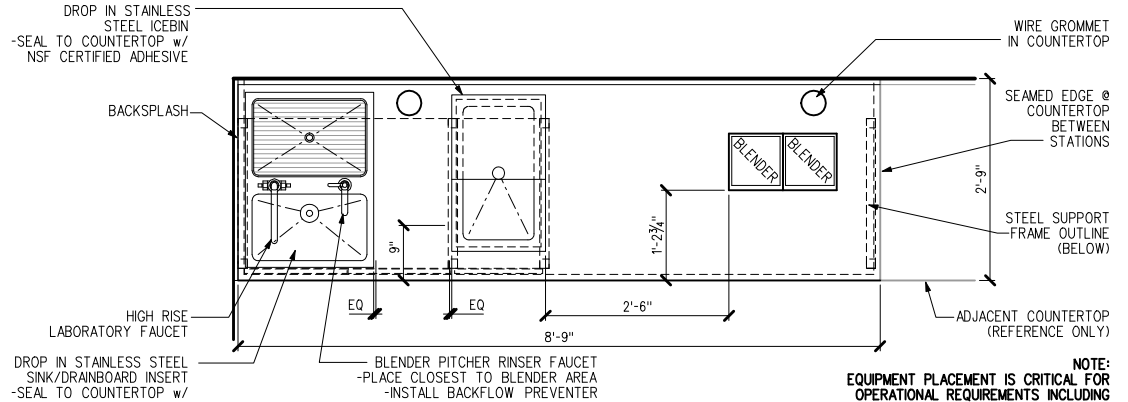
SHEET NUMBER **A7.2**



14 BACKBAR SECTION @ CABINETS
 1/2" = 1'-0"

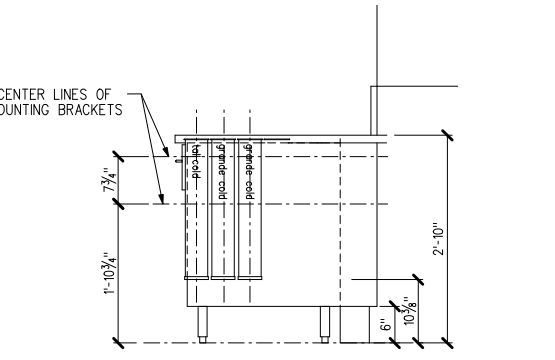


18 OUTLET ACCESS DETAIL
 3/4" = 1'-0" ELEVATION

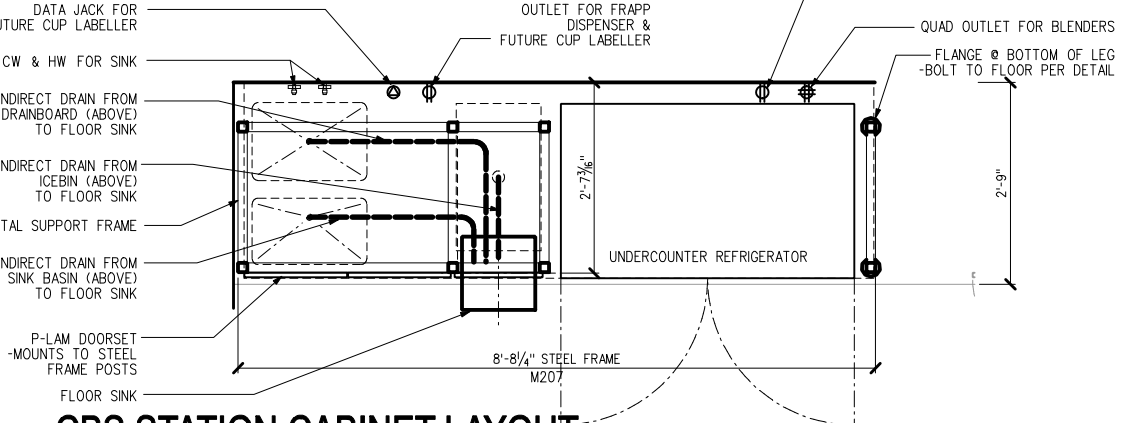


16 CBS STATION EQUIPMENT LAYOUT
 3/4" = 1'-0"

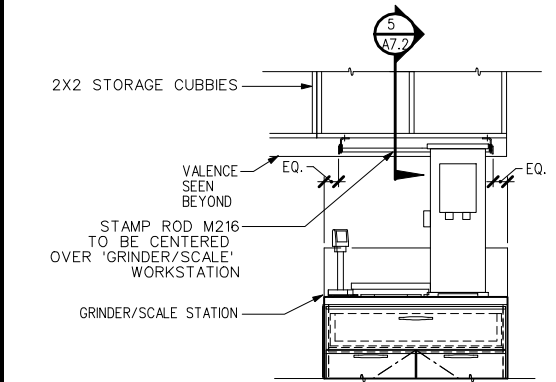
NOTE:
 EQUIPMENT PLACEMENT IS CRITICAL FOR OPERATIONAL REQUIREMENTS INCLUDING SMALLWARE/INGREDIENT PLACEMENT



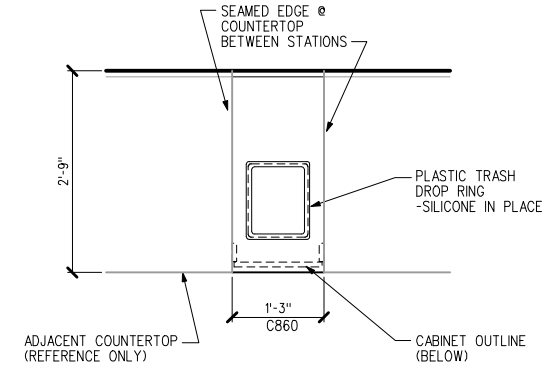
13 BACKBAR CUP DISPENSER
 3/4" = 1'-0" ELEVATION



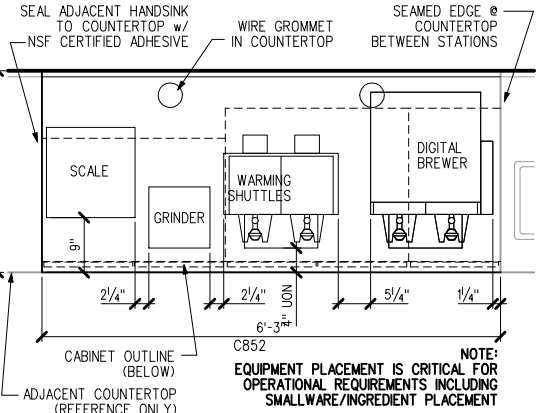
11 CBS STATION CABINET LAYOUT
 3/4" = 1'-0"



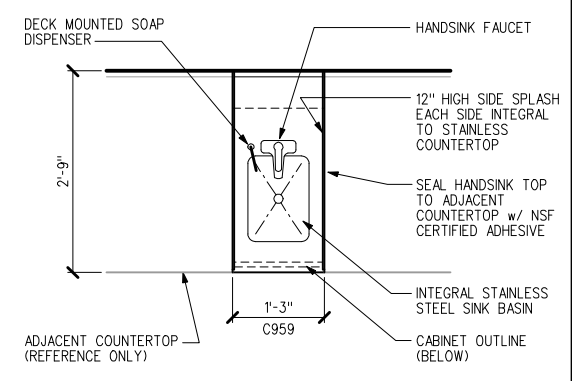
7 STAMP ROD INSTALLATION
 3/4" = 1'-0" ELEVATION



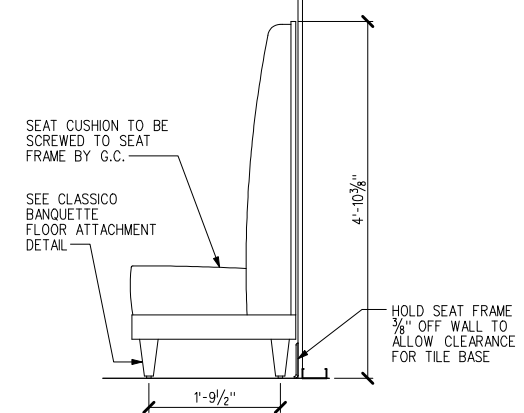
9 TRASH COUNTER LAYOUT
 3/4" = 1'-0"



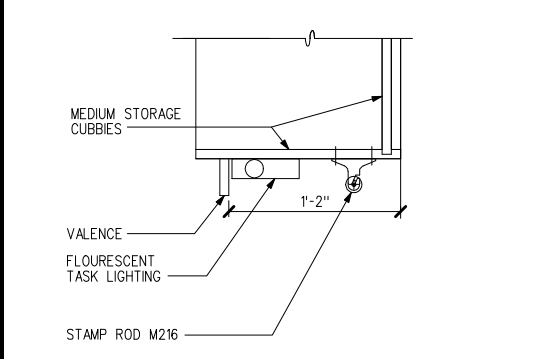
8 BREWER EQUIPMENT LAYOUT
 3/4" = 1'-0"



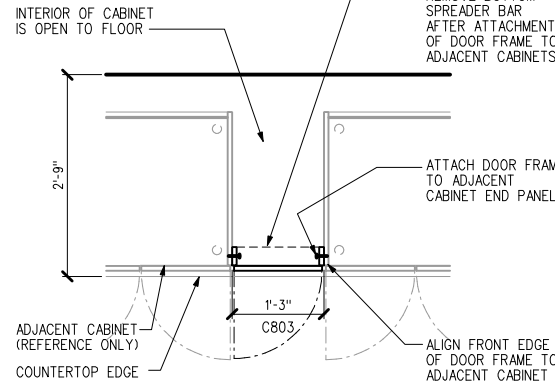
7 HANDSINK COUNTER LAYOUT
 3/4" = 1'-0"



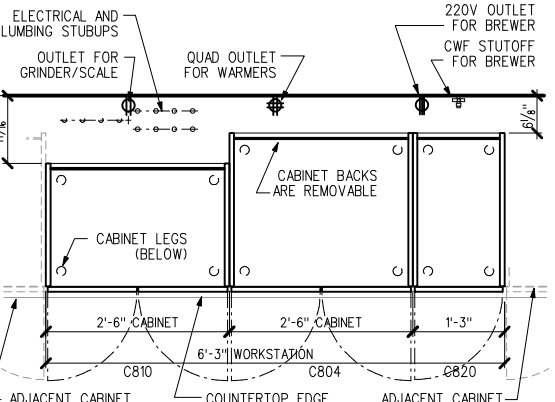
6 5' BANQUETTE
 3/4" = 1'-0"



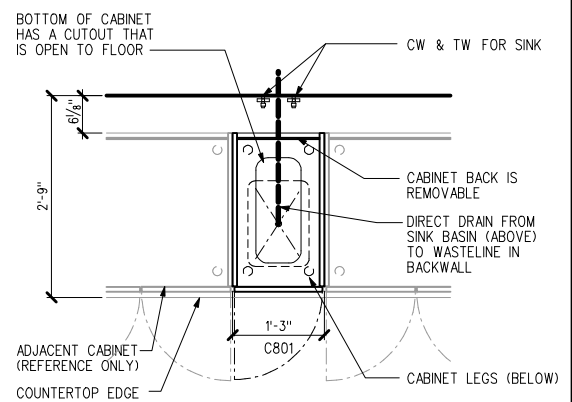
5 STAMP ROD INSTALLATION
 1 1/2" = 1'-0" SECTION



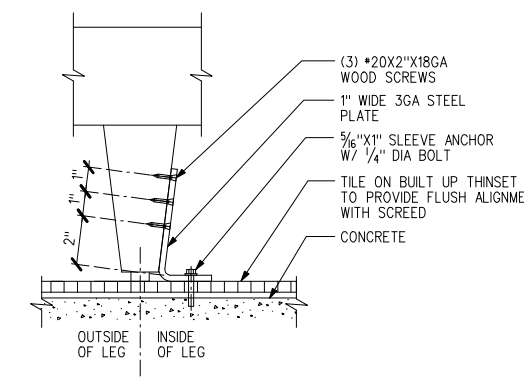
4 TRASH CABINET LAYOUT
 3/4" = 1'-0"



3 BREWER CABINET LAYOUT
 3/4" = 1'-0"



2 HANDSINK CABINET LAYOUT
 3/4" = 1'-0"



1 BANQUETTE FLR ATTACHMENT
 SCALE: 3" = 1'-0"



STARBUCKS COFFEE COMPANY
2401 UTAH AVENUE SOUTH
SEATTLE, WASHINGTON 98134
(206) 318-1575

THESE PLANS AND SPECIFICATIONS, AS WELL AS STARBUCKS NAME AND LOGO, TRADEMARKS AND DESIGNS ARE THE EXCLUSIVE PROPERTY OF STARBUCKS CORPORATION. ANY REPRODUCTION, MODIFICATION, DISCLOSURE AND/OR USE OF THESE MATERIALS FOR ANY PORTION OF THEM WITHOUT STARBUCKS PRIOR WRITTEN CONSENT IS STRICTLY PROHIBITED.

ARCHITECT OF RECORD
David A. Udok, Architect
11881 North 113th Way
Scottsdale, AZ 85259
480-614-3385

REV DATE JC DESCRIPTION

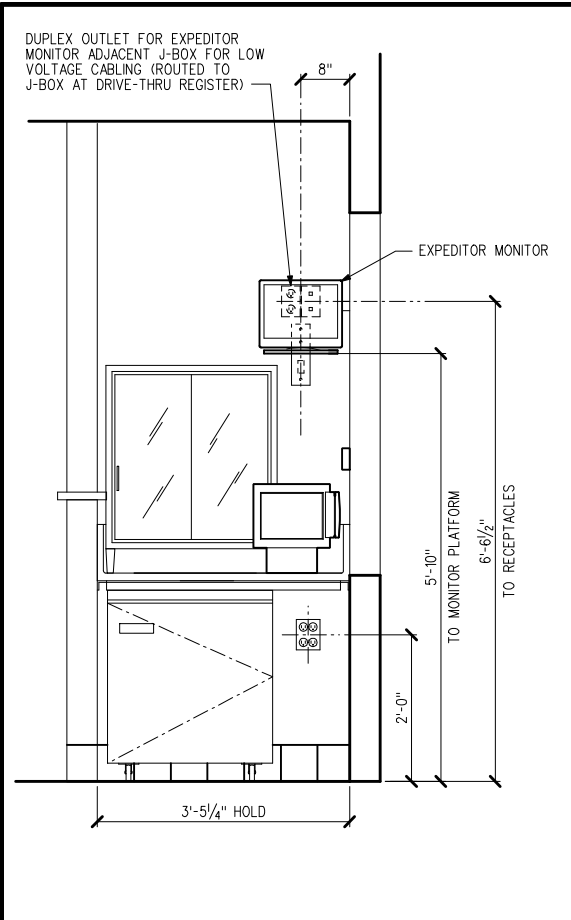
STARBUCKS COFFEE
PORTLAND
1080 FOREST AVENUE
PORTLAND, ME 04103
CUMBERLAND

PROJECT:
STORE #: 11917
PROJECT #: 37548-001
CONCEPT: MSS DT
PALETTE: CLASSICO
ISSUE DATE: 12-6-2006
DM: CARRIE HOLLAAR
JC: LINDSAY LAWRENCE
CHECKED: BRETT JOHN
CM: MARK SWIDERSKI

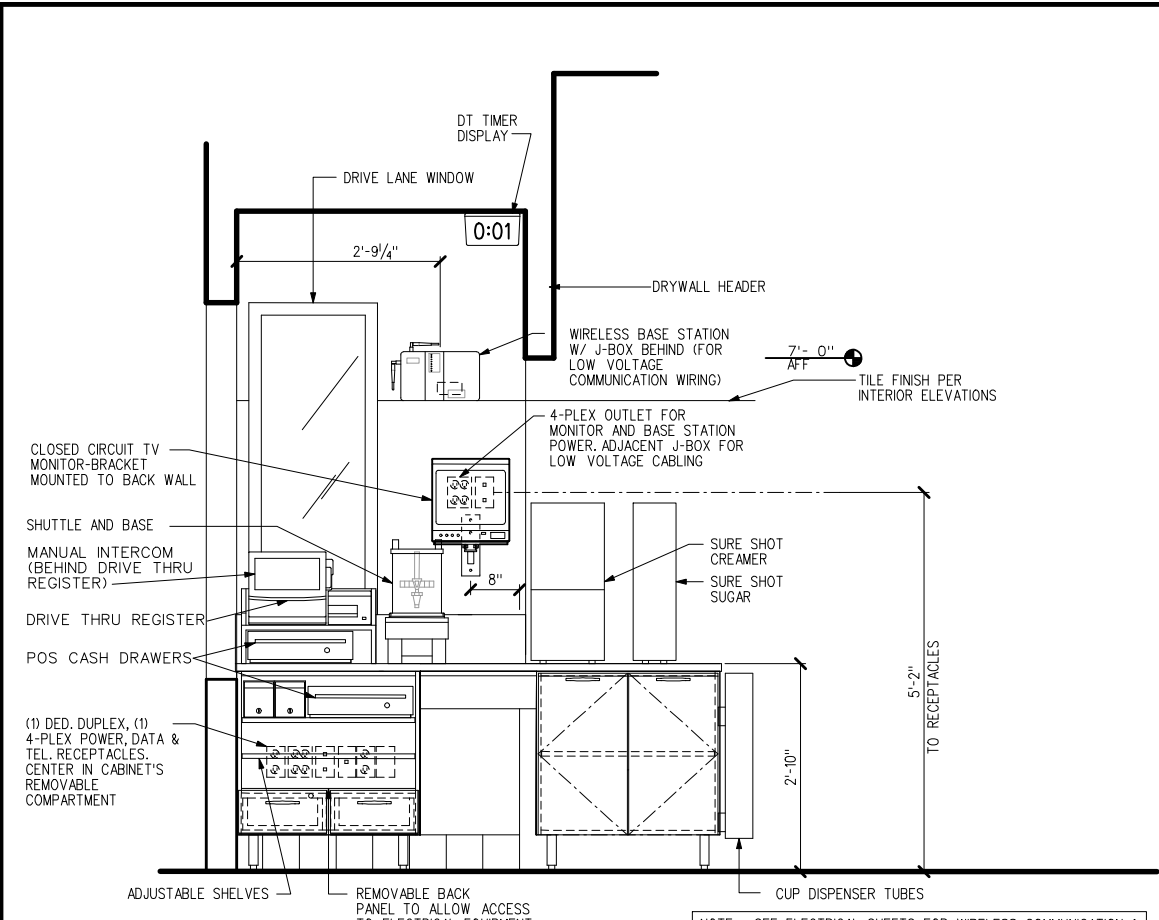
SHEET TITLE
CASEWORK DETAILS

SCALE: VARIES
(DO NOT SCALE DRAWINGS)

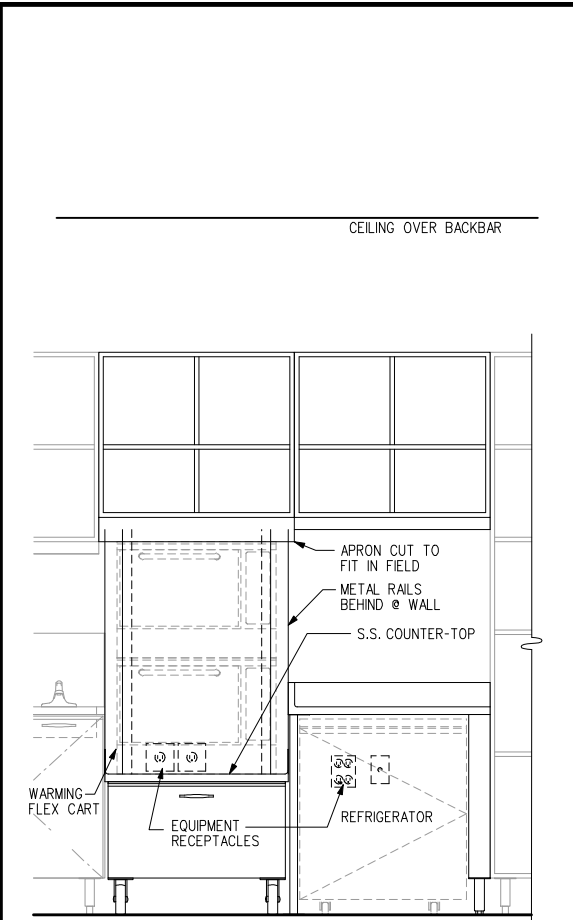
SHEET NUMBER
A7.3



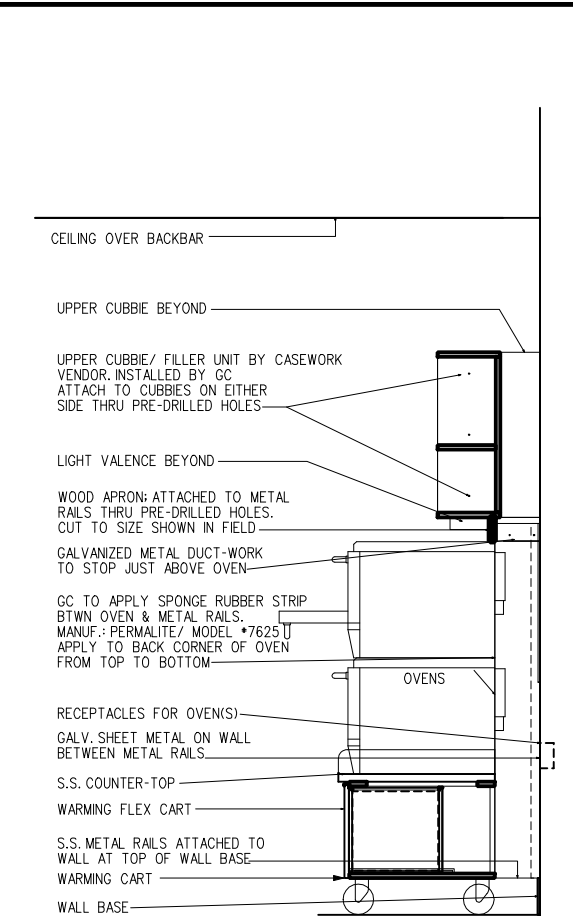
20 D/T PASTRY (W/BUMP)
1/4" - 1'-0" ELEVATION



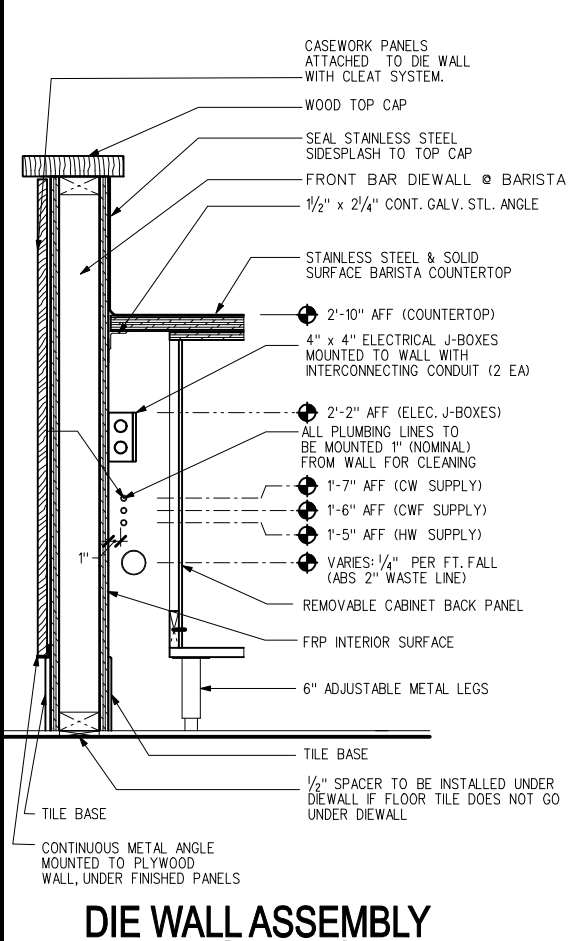
19 DT POS (W/ BUMP)
1/4" - 1'-0" ELEVATION



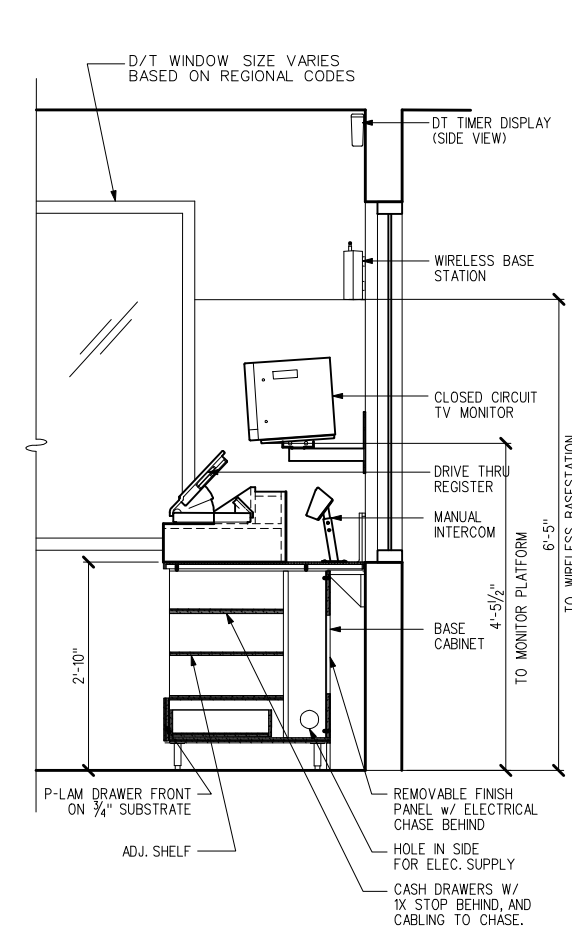
17 WARMING DOUBLE OVEN LH
1/4" - 1'-0" ELEVATION



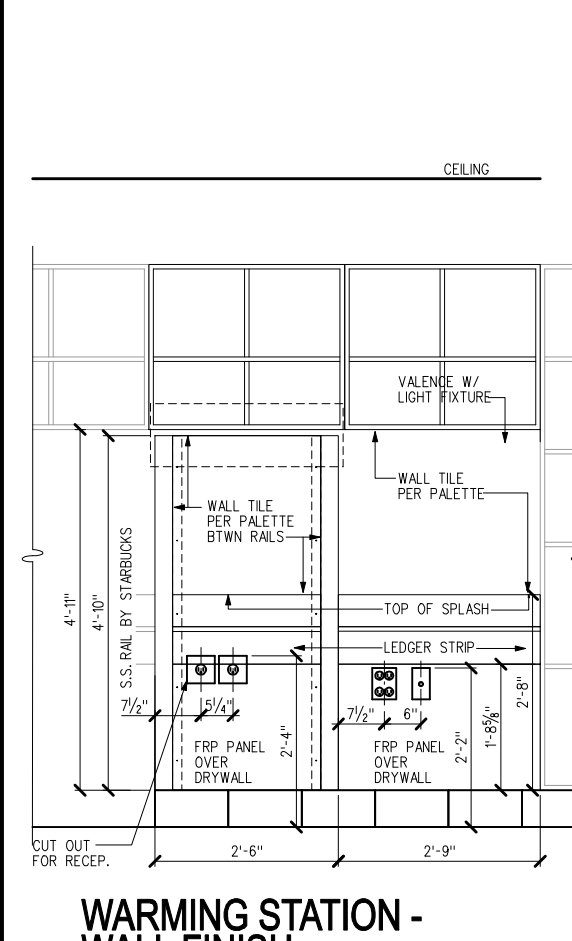
16 WARMING - 2 OVEN
1/4" - 1'-0" SECTION



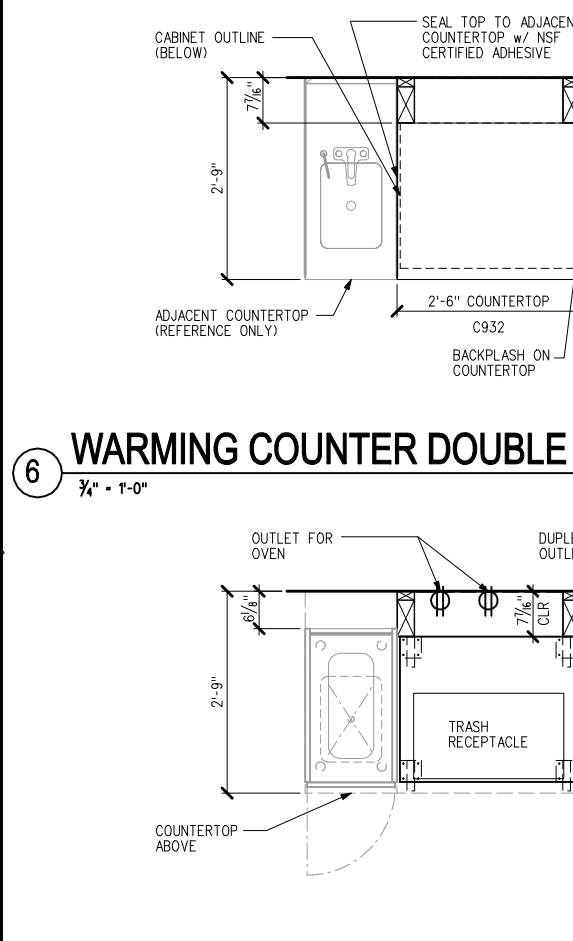
5 DIE WALL ASSEMBLY DETAIL @ BARISTA
1/2" - 1'-0" SECTION



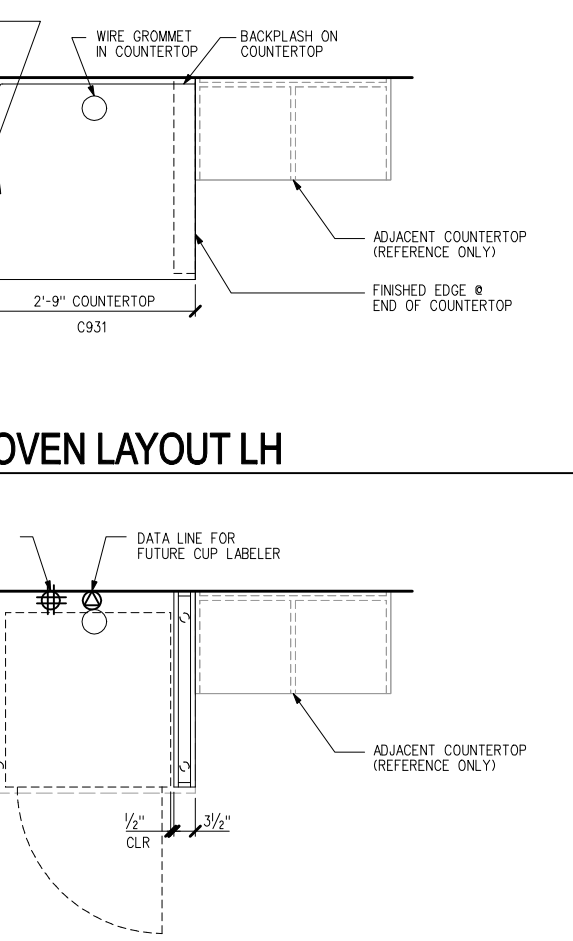
4 D/T POS (W/BUMP)
1/4" - 1'-0" SECTION



3 WARMING STATION - WALL FINISH
1/4" - 1'-0" SECTION



1 WARMING CABINET DOUBLE LAYOUT LH
1/4" - 1'-0" SECTION



6 WARMING COUNTER DOUBLE OVEN LAYOUT LH
1/4" - 1'-0" SECTION



STARBUCKS COFFEE COMPANY
 2401 UTAH AVENUE SOUTH
 SEATTLE, WASHINGTON 98134
 (206) 318-1575

THESE PLANS AND SPECIFICATIONS, AS WELL AS STARBUCKS NAME AND LOGO, TRADEMARKS AND DESIGNS ARE THE EXCLUSIVE PROPERTY OF STARBUCKS CORPORATION. ANY REPRODUCTION, MODIFICATION, DISCLOSURE AND/OR USE OF THESE MATERIALS FOR ANY PORTION OF THEM WITHOUT STARBUCKS PRIOR WRITTEN CONSENT IS STRICTLY PROHIBITED.

ARCHITECT OF RECORD
 David A. Udok, Architect
 11881 North 113th Way
 Scottsdale, AZ 85259
 480-614-3385

REV DATE JC DESCRIPTION

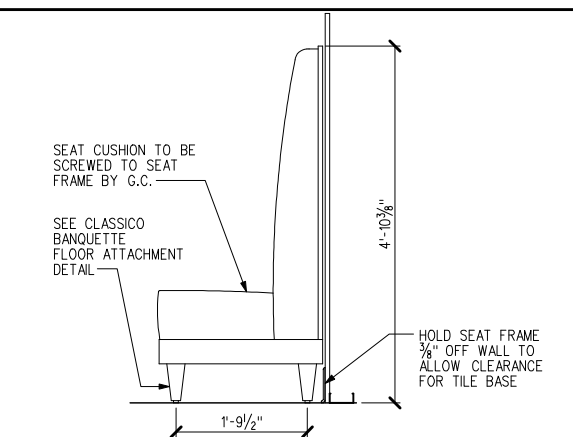
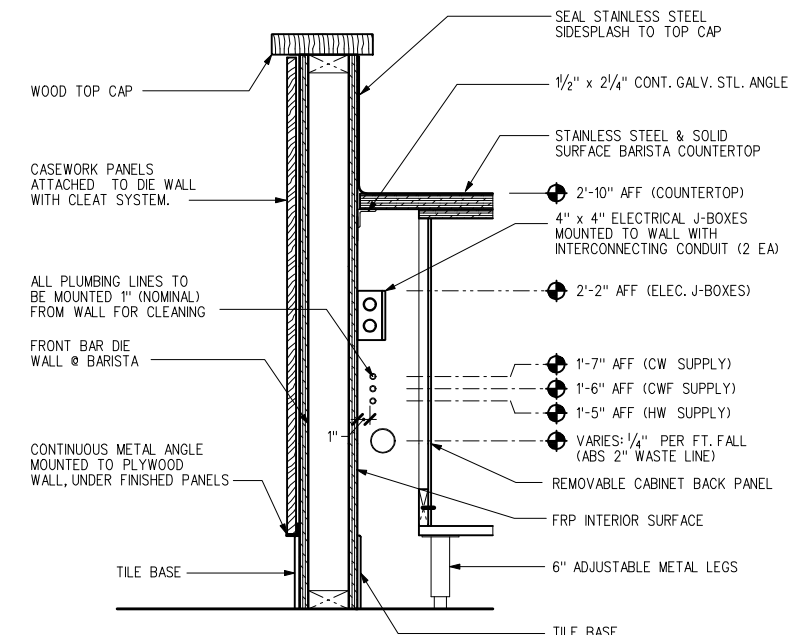
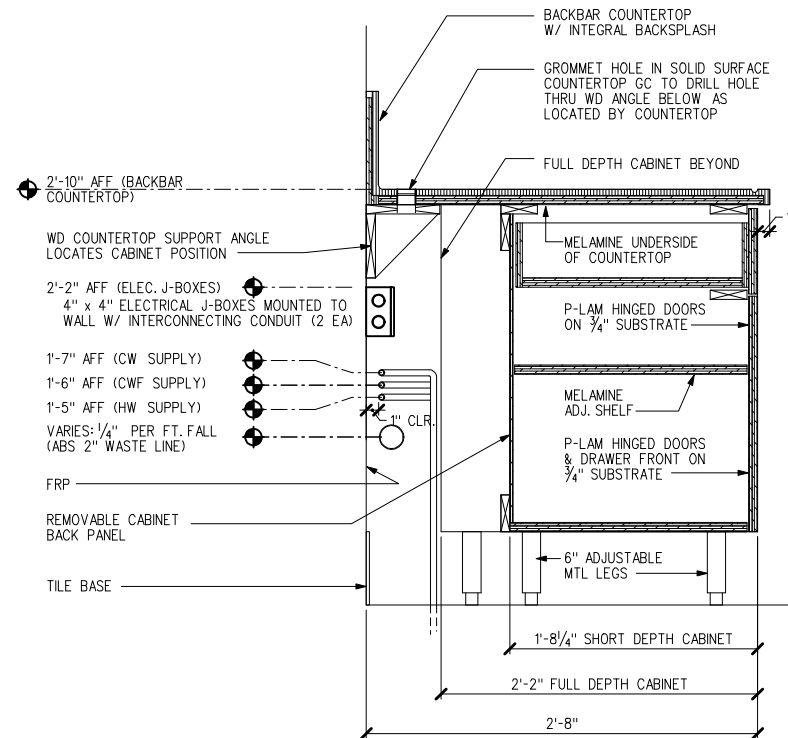
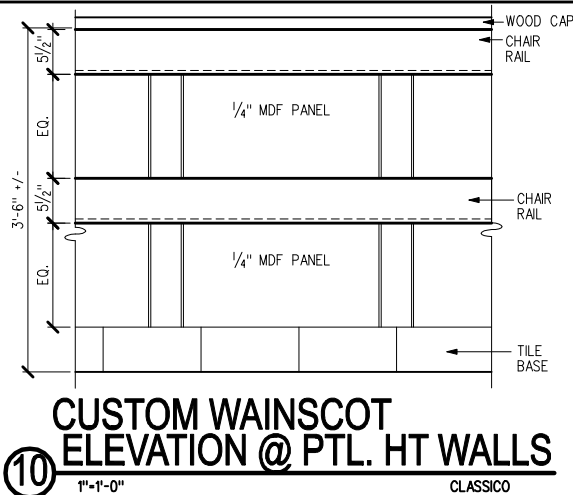
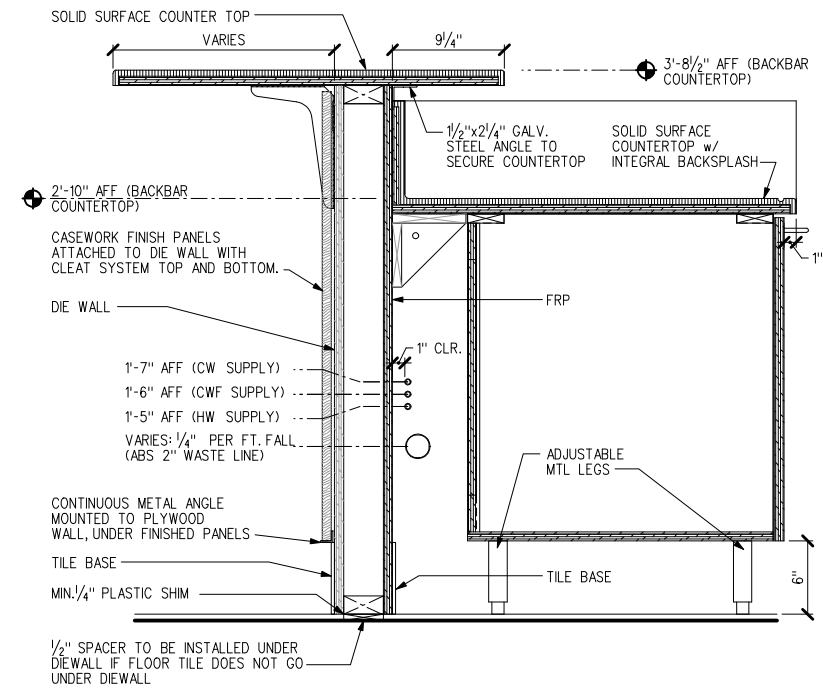
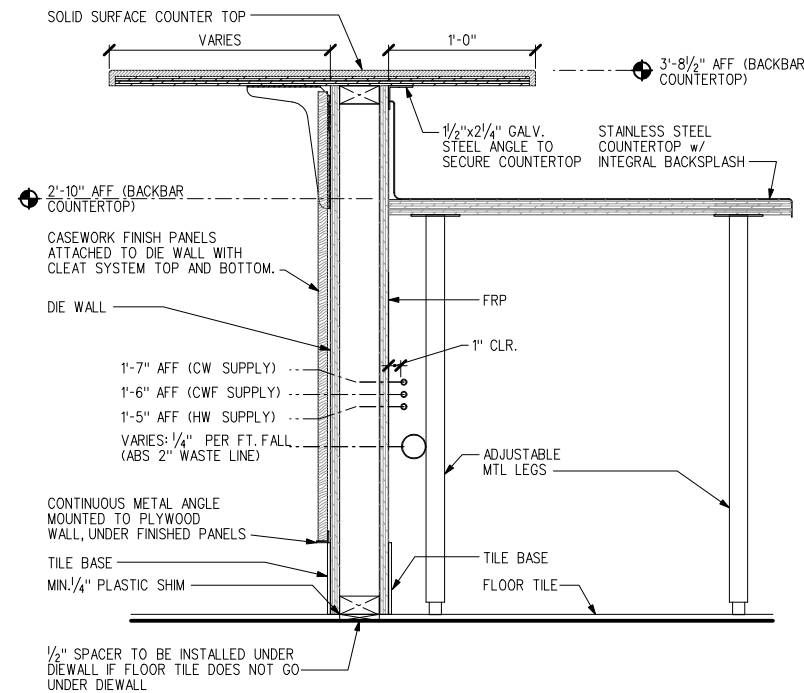
STARBUCKS COFFEE
PORTLAND
 1080 FOREST AVENUE
 PORTLAND, ME 04103
 PROJECT: CUMBERLAND COUNTY:

STORE #: 11917
PROJECT #: 37548-001
 CONCEPT: MSS DT
 PALETTE: CLASSICO
 ISSUE DATE: 12-6-2006
 DM: CARRIE HOLLAAR
 JC: LINDSAY LAWRENCE
 CHECKED: BRETT JOHN
 CM: MARK SWIDERSKI

SHEET TITLE
CASEWORK DETAILS

SCALE: VARIES
 (DO NOT SCALE DRAWINGS)

SHEET NUMBER
A7.4



SECTION



**STARBUCKS
COFFEE COMPANY**
2401 UTAH AVENUE SOUTH
SEATTLE, WASHINGTON 98134
(206) 318-1575

THESE PLANS AND SPECIFICATIONS, AS WELL AS STARBUCKS' NAME AND LOGO, TRADEMARKS AND DESIGNS ARE THE EXCLUSIVE PROPERTY OF STARBUCKS CORPORATION. ANY REPRODUCTION, MODIFICATION, DISCLOSURE AND/OR USE OF THESE MATERIALS FOR ANY PORTION OF THEM WITHOUT STARBUCKS' PRIOR WRITTEN CONSENT IS STRICTLY PROHIBITED.

ARCHITECT OF RECORD
David A. Udkow, Architect
11881 North 113th Way
Scottsdale, AZ 85259
480-614-3385

REV DATE JC DESCRIPTION

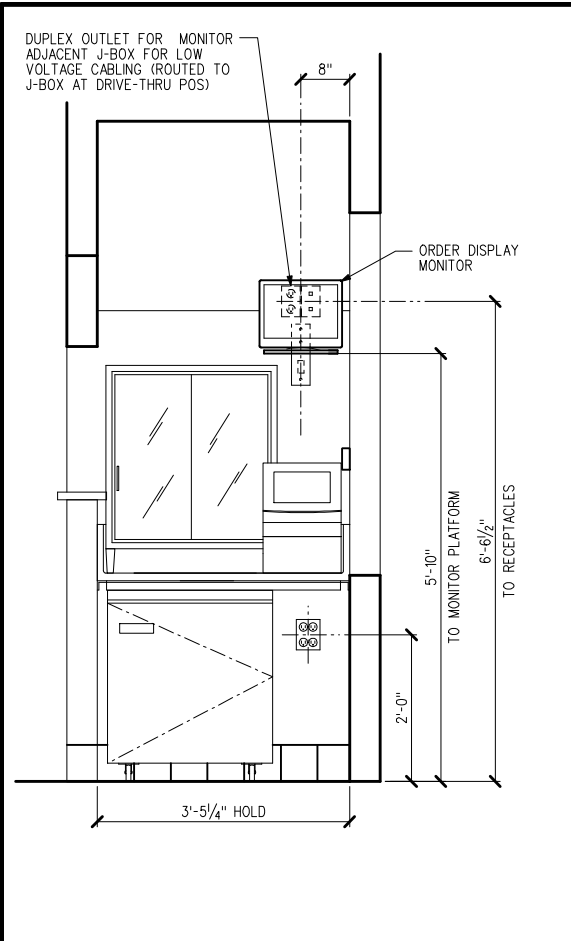
STARBUCKS COFFEE
PORTLAND
1080 FOREST AVENUE
PORTLAND, ME 04103
CUMBERLAND COUNTY

STORE #: 11917
PROJECT #: 37548-001
CONCEPT: MSS DT
PALETTE: CLASSICO
ISSUE DATE: 12-6-2006
DM: CARRIE HOLLAAR
JC: LINDSAY LAWRENCE
CHECKED: BRETT JOHN
CM: MARK SWIDERSKI

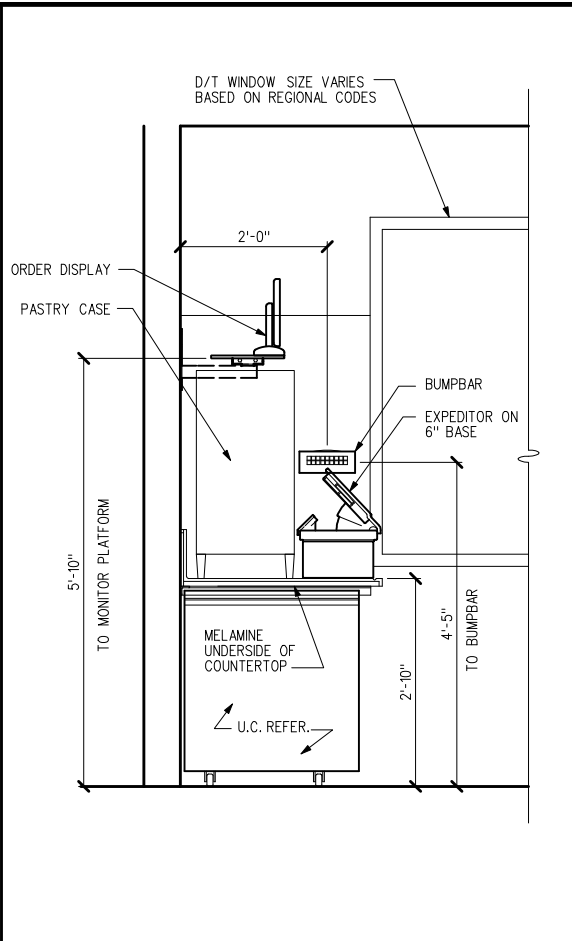
SHEET TITLE
**CASEWORK
DETAILS**

SCALE: VARIES
(DO NOT SCALE DRAWINGS)

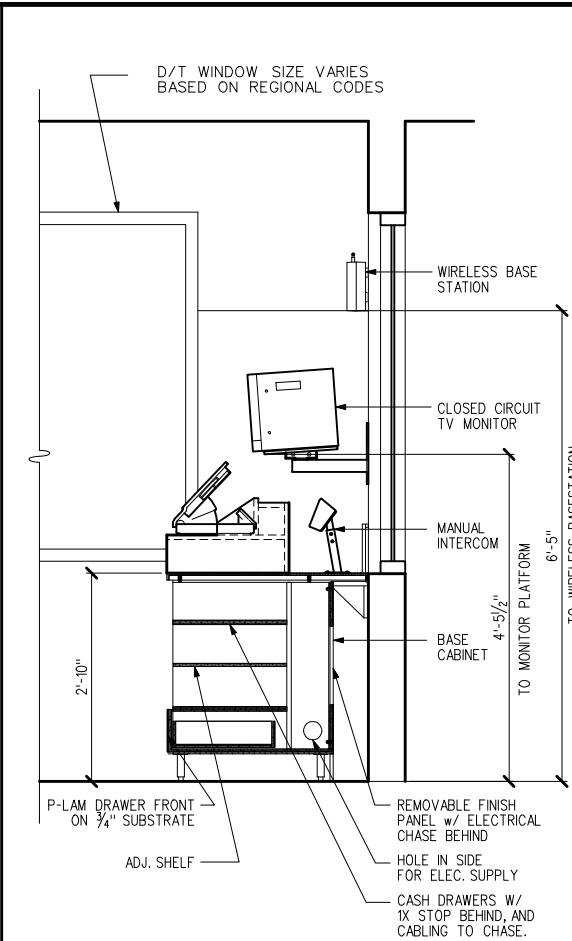
SHEET NUMBER
A7.5



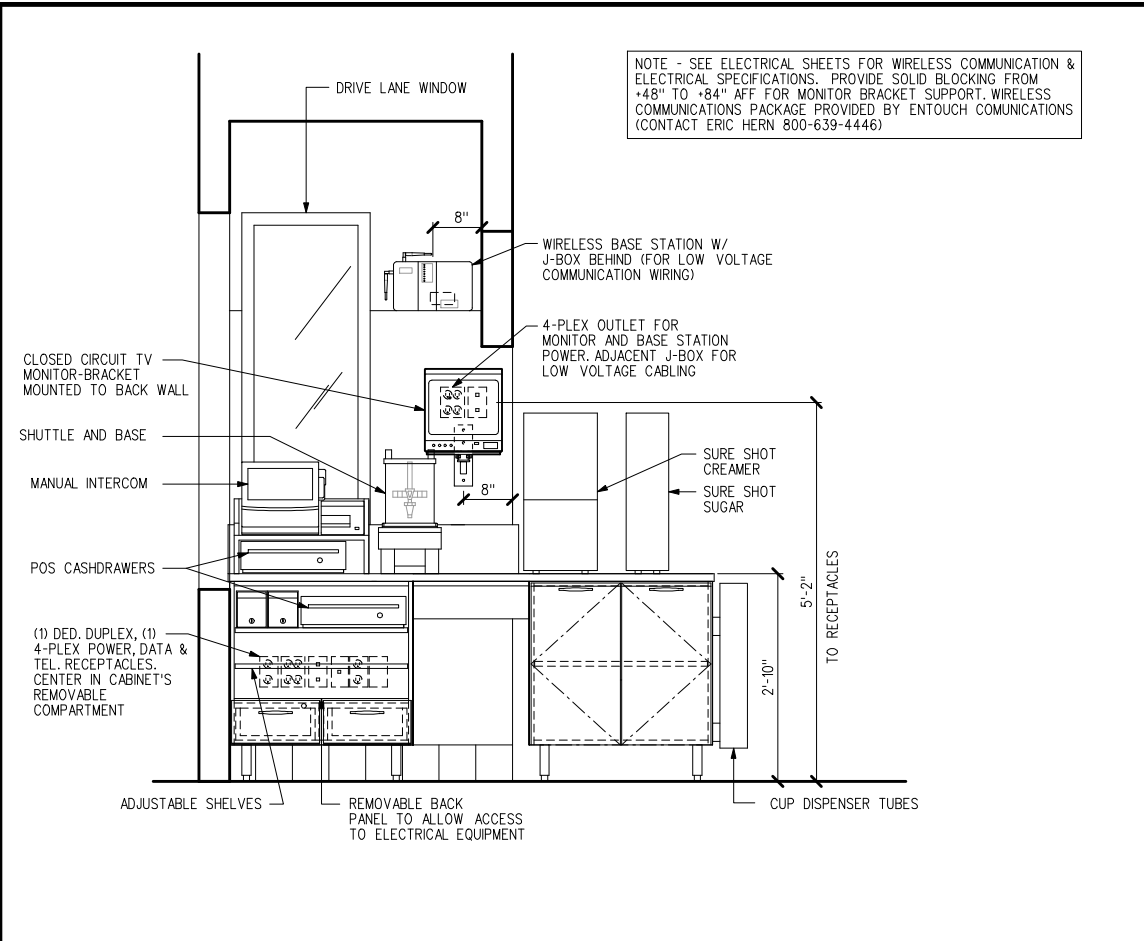
D/T PASTRY (W/BUMP)
3/4" = 1'-0" ELEVATION



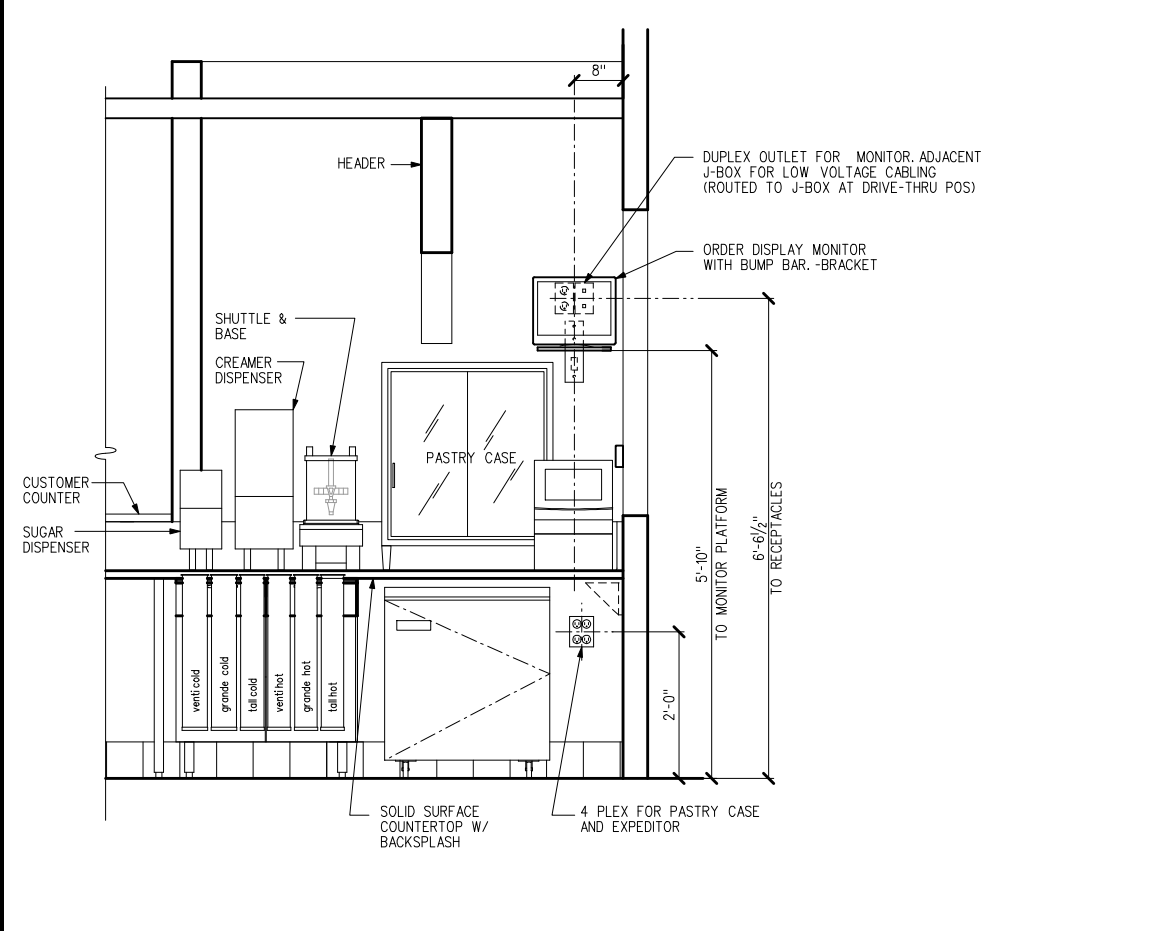
D/T PASTRY (W/BUMP)
3/4" = 1'-0" SECTION



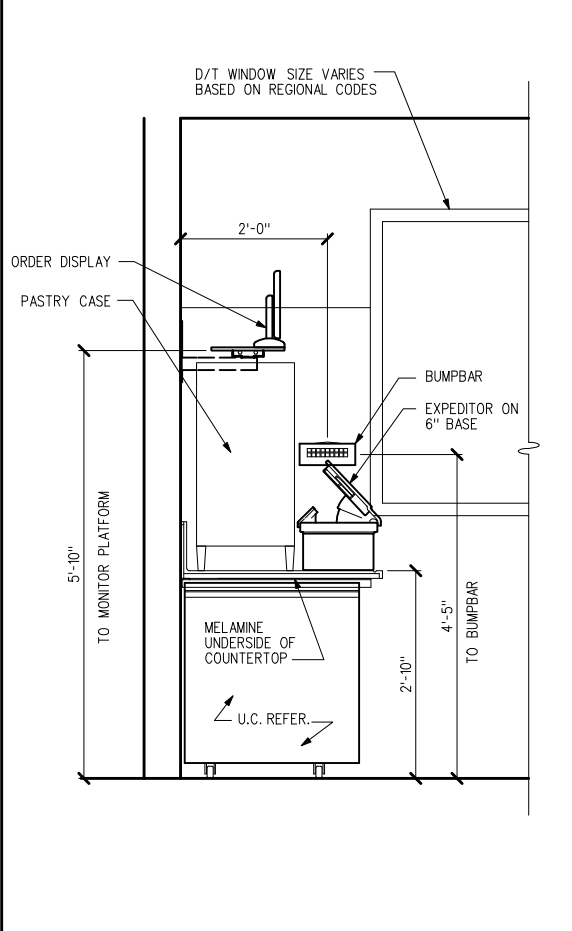
D/T POS (W/BUMP)
3/4" = 1'-0" SECTION



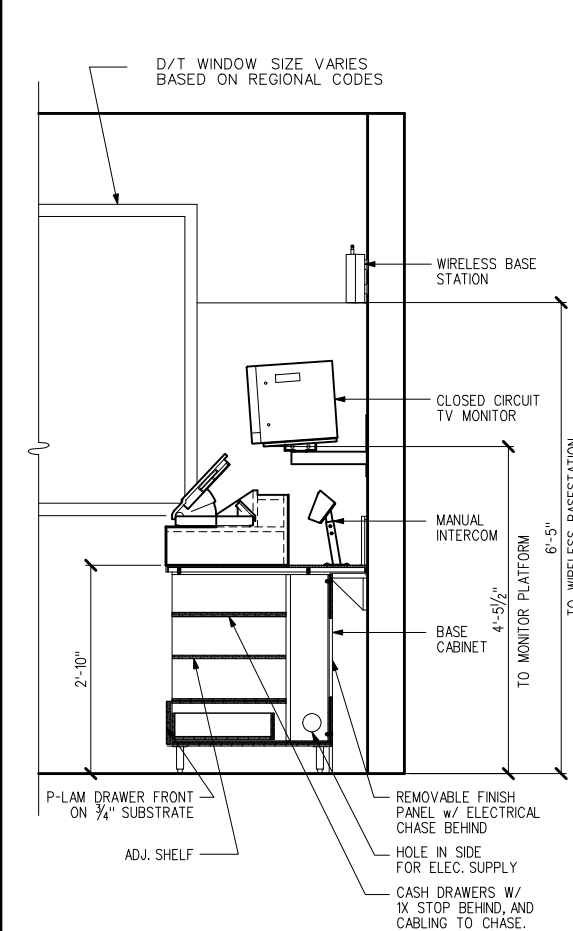
DT POS (W/ BUMP)
3/4" = 1'-0" ELEVATION



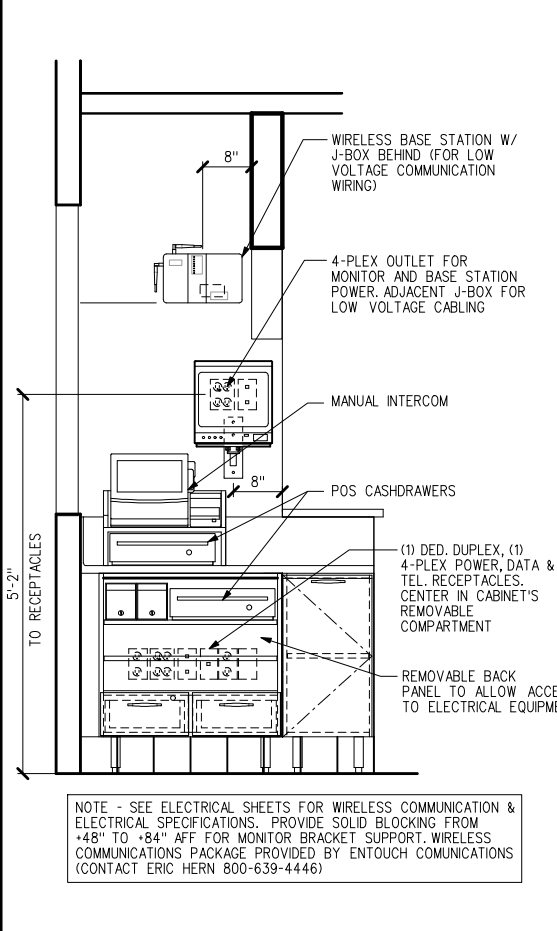
D/T PASTRY & BREWING (NO-BUMP)
3/4" = 1'-0" ELEVATION



D/T PASTRY (NO BUMP)
3/4" = 1'-0" SECTION



D/T POS (NO BUMP)
3/4" = 1'-0" SECTION



DT POS (NO BUMP)
3/4" = 1'-0" PLAN VIEW



**STARBUCKS
COFFEE COMPANY**
2401 UTAH AVENUE SOUTH
SEATTLE, WASHINGTON 98134
(206) 318-1575

THESE PLANS AND SPECIFICATIONS, AS WELL AS STARBUCKS' NAME AND LOGO, TRADEMARKS AND DESIGNS ARE THE EXCLUSIVE PROPERTY OF STARBUCKS CORPORATION. ANY REPRODUCTION, MODIFICATION, DISCLOSURE AND/OR USE OF THESE MATERIALS FOR ANY PORTION OF THEM WITHOUT STARBUCKS' PRIOR WRITTEN CONSENT IS STRICTLY PROHIBITED.

ARCHITECT OF RECORD
David A. Udkow, Architect
11881 North 113th Way
Scottsdale, AZ 85259
480-614-3385

REV DATE JC DESCRIPTION

STARBUCKS COFFEE
PORTLAND
1080 FOREST AVENUE
PORTLAND, ME 04103
CUMBERLAND

PROJECT:
STORE #: 11917
PROJECT #: 37548-001
CONCEPT: MSS DT
PALETTE: CLASSICO
ISSUE DATE: 12-6-2006
DM: CARRIE HOLLAAR
JC: LINDSAY LAWRENCE
CHECKED: BRETT JOHN
CM: MARK SWIDERSKI

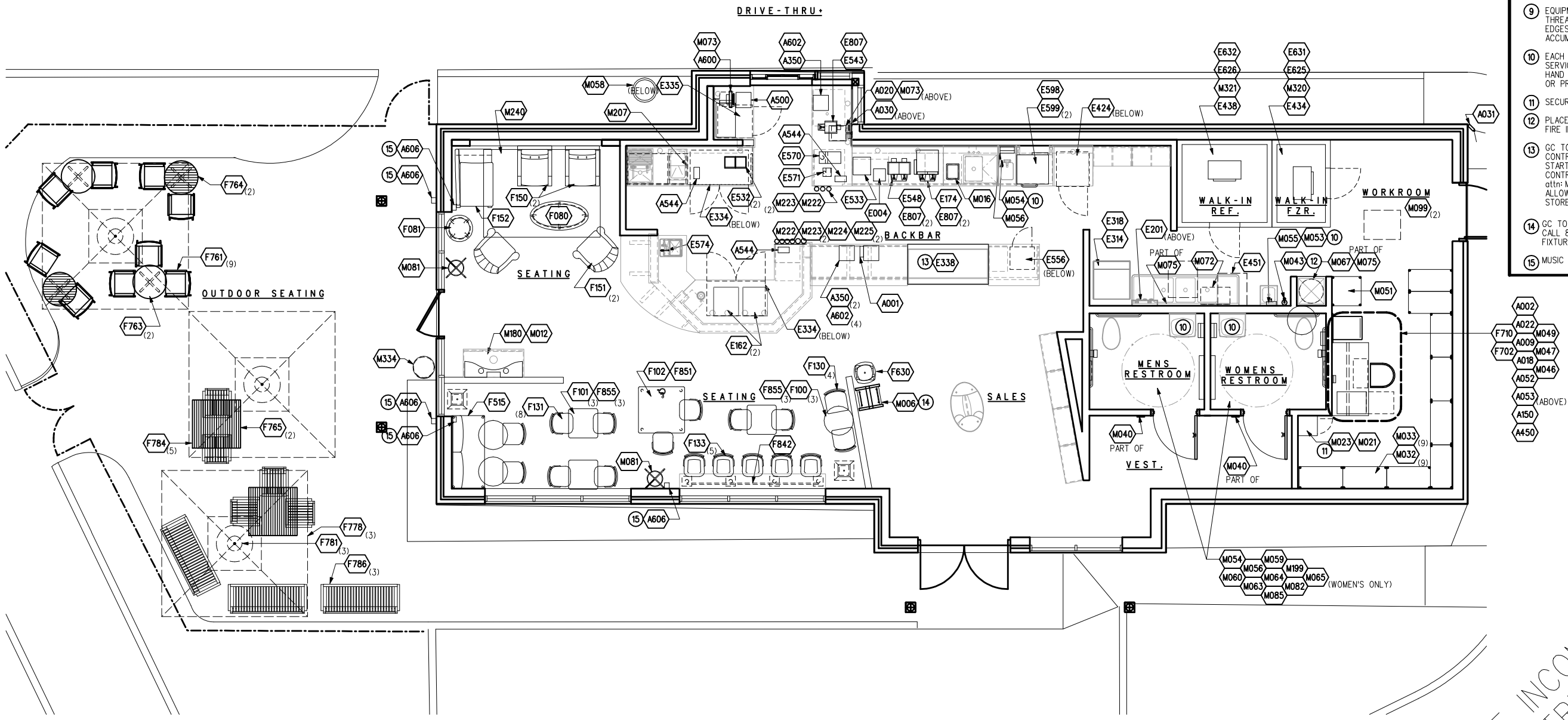
SHEET TITLE
**FF&E
(COMPOSITE
PLAN)**

SCALE: 1/4"=1'-0"
(DO NOT SCALE DRAWINGS)

SHEET NUMBER
A8.0

NOTES:

- 1 THE SPACE IS SERVED BY THE MUNICIPAL WATER AND SEWER SYSTEM UNLESS OTHERWISE NOTED.
- 2 EDIBLE PRODUCTS TO BE PHYSICALLY SEPARATED FROM STORAGE OF NON-EDIBLE OR TOXIC PRODUCTS.
- 3 NO VEGETABLE OR FOOD PREPARATION ON THE PREMISES.
- 4 NO ALCOHOLIC BEVERAGES TO BE SOLD OR CONSUMED ON THE PREMISES.
- 5 NOT USED
- 6 ALL EQUIPMENT AND INSTALLATION WILL MEET NSF STANDARDS OR EQUIVALENT.
- 7 NON-MOVABLE EQUIPMENT ON THE FLOOR SHALL BE MOUNTED ON 6" LEGS, CASTERS OR MANUFACTURER SUPPLIED SKIDS.
- 8 NON-MOVABLE EQUIPMENT ON THE COUNTER SHALL BE MOUNTED ON 4" LEGS.
- 9 EQUIPMENT UNITS SHALL CONTAIN NO EXPOSED THREADS, EMBELLISHMENTS OR OVERHANGING EDGES THAT SERVE AS PLACES FOR ACCUMULATION OF DUST, DIRT AND DEBRIS.
- 10 EACH HANDWASHING SINK WILL HAVE A SINGLE SERVICE TOWEL AND SOAP DISPENSER, AND ALL HAND SINKS TO HAVE A COMBINATION FAUCET OR PREMIXING FAUCET.
- 11 SECURE LOCKERS TO WALL.
- 12 PLACE FIRE EXTINGUISHER IN WORKROOM PER FIRE INSPECTOR.
- 13 GC TO SCHEDULE WITH LOCAL REFRIGERATION CONTRACTOR TO CONDUCT INITIAL FOOD CASE START-UP AND TESTING. FOR APPROVED CONTRACTOR, CONTACT STRUCTURAL CONCEPTS, attn: MELISSA GLASSNER (800) 433-9489 ex 257. ALLOW MINIMUM 3 WEEK LEAD TIME PRIOR TO STORE TURNOVER.
- 14 GC TO COORDINATE NY TIMES FIXTURE ORDERING. CALL 877-787-3250 TO ARRANGE TO HAVE THIS FIXTURE DROP SHIPPED. ALLOW 1 WEEK LEADTIME.
- 15 MUSIC SPEAKER @ MAX. HT.



DRAWINGS ARE INCOMPLETE
NOT FOR CONSTRUCTION

FURNISHING, FIXTURE, & EQUIPMENT PLAN



AUXILIARY SYSTEMS SCHEDULE:

ITEM*	QTY	DESCRIPTION	MANUFACTURER	MODEL *	VOLTS	AMPS	SUPPLY	WASTE	REMARKS	SKU *	SHIP
AUXILIARY SYSTEMS											
A001	1	PHONE - 1 LINE SYSTEM	SCITEC	SCITEC 205T					W/ HOLD BUTTON	178081	3PL
A002	1	TELEPHONE - 2 LINE	GRAYBAR ELECTRIC CO	ATT 982						193019	3PL
A009	1	PLAYER COMBO PKG	PLAY NETWORK	C400	120	30 WATTS			C400 PLAYER/ AMP/ PWR STRIP	186650	3PL
A018	1	INTERACTIVE SECURITY - DT	DIEBOLD	DRIVE THRU STORE EQUIPT	120				INCLUDES INSTALLATION	182299	VD
A020	1	CCTV DRIVETHRU MONITOR	HME								VD
A022	1	EQUIPMENT RACK - 6"	CHATSWORTH	15321-524					PLACE ADJACENT TO MANAGERS DESK	176662	3PL
A030	1	DRIVE THRU COM. SYSTEM	HME	HME6000 W/4 PACK & CAM					ENTIRE COMMUNICATIONS KIT		VD
A031	1	ADDITIONAL DT QUEUE CAMERA	HME	V28RCB1AV2					ADD CAMERA PER LOCATION REQUIREMENTS		VD
A150	1	MANAGERS EQUIPMENT (DT)	IBM		115	9.8			USED WITH EQUIPMENT RACK		VD
A350	3	POS REGISTER - COMPACT		SBUX4849	115	3.8					VD
A450	1	EXTRA CASH TILL - COMPACT		SBUX4870							VD
A500	1	DRIVE THRU EXPEDITOR		SBUX4841	115	3.8					VD
A544	3	CUP LABELER	COGNITIVE SOLUTIONS	LBD24-2443-C14	120						VD
A600	1	DRIVE THRU - ORDER MONITOR		SBUX3159	120	1					VD

ACCESSORIES

A602	6	POS BANK	AMERICAN SECURITIES	W/225X PIN						155278	3PL
A606	5	INDOOR/OUTDOOR SPEAKER	TANNOY	15T AW					SURFACE MOUNTED	159260	3PL

EQUIPMENT SCHEDULE:

ITEM*	QTY	DESCRIPTION	MANUFACTURER	MODEL *	VOLTS	AMPS	SUPPLY	WASTE	REMARKS	SKU *	SHIP
GRINDING											
E004	1	GRINDER - COFFEE	DITTING	KR-1203	110	11.8			AT BACKBAR W/ BAG	145162	3PL
BREWING											
E162	2	MACH ESP VERISMO 801	THERMOPLAN	VERISMO 801	208/1	31.7	3/8 CWF			189318	3PL
E174	1	BREWER DIGITAL DUAL 208V	BUNN-O-MATIC	33500.0015	120/208	40	3/8" CWF		NEMA 14-50R/P: 40AMPS @ 208V	185966	3PL
WATER SYSTEMS											
E201	1	WATER FILTER - TASTE AND ODOR	OSMONICS INCORPORATED	TO-320			1/2"			187517	3PL
REFRIGERATION/ICE											
E314	1	ICE MACHINE (AIR - 1000*)	ICE O MATIC	C106HAP	208,230/10	13.1	3/8" CWF	3/8" I	WITH 500* BIN	112639	3PL
E318	1	ICE BIN - 500 LB	ICE O MATIC	B55PSA	N/A					109459	3PL
E334	2	UNDERCOUNTER REFRIG	DELFIELD	UC4048	115	7			SAME AS E301	110101	3PL
E335	1	REFRIGERATOR UC 1 DR REVERSIBL	DELFIELD	406STAR2	115	7				188939	3PL
E338	1	FOOD CASE A -STORE W/ INSERT	STRUCTURAL CONCEPTS	SELF-CONTAINED - HORIZ.	208V / 115V	14.5 / 2.45	AMPS		W/ FRONT PULL-OUT REFRIGERATION UNIT	181804	3PL
E424	1	REFRIGERATOR UC 1 DR REVERSIBL	DELFIELD	406STAR2	115	7			W/ RACK FOR WARMING PROGRAM		VD
E434	1	4 X 6 FRZR KIT REMOTE	ICS						SUB ITEMS TAGS FOR SKU INFORMATION		N/A
E438	1	6 X 6'-6" REFRIG KIT REMOTE	ICS						SUB ITEMS TAGS FOR SKU INFORMATION		N/A
E625	1	4 X 6 WALK IN BOX	ICS	PB46						1007463	3PL
E626	1	6 X 6'-6" WALK IN BOX	ICS	PB67						1007464	3PL
E631	1	EVAP. & COND., FRZR REMOTE	ICS	PWH165L44	208V/1P	20	MCA		30A MOPD	194403	3PL
E632	1	EVAP. & COND. REMOTE W/LINE	ICS	PWH012H22	208V/1P	8.6	MCA		15A MOPD	194402	3PL
DISHWASHERS											
E451	1	SANITIZER, HOBART	HOBART	LXIH 120/208-240	120/208-240	38	3/4" HW 3/4" ID		NEMA 14-50 R/P	181987	3PL
MISC											
E532	2	BLENDER KIT - NO PITCHER	KTEC	ICB3	120	13				990041	3PL
E533	1	SCALE W/ TOWER READOUT	TOLEDO	*8217	120	1				125726	3PL
E543	1	STAND SH W/ TRAY - SINGLE	BUNN-O-MATIC	27825.0007	120	1			FOR USE WITH DIGITAL BREWING SYSTEM	185972	3PL
E548	1	STAND W/ TRAY - 2 SHUTTLE	BUNN-O-MATIC	27875.0006	120	1.5			FOR USE WITH DIGITAL BREWING SYSTEM	185975	3PL
E556	1	SAFE-INTERACTIVE SECURITY LH	NKI/FIREKING	BSD262020/8 140-4 LH	110	1			LH DOOR SWING	167171	3PL
E570	1	DISPENSER, CREAMER	AC DISPENSING	AC10-PC	120	4				188200	3PL
E571	1	DISPENSER, SUGAR	AC DISPENSING	AC6-ES	120	2				188201	3PL
E572	1	FOOD CASE DRIVE THRU AMBIENT	FEDERAL INDUSTRIES	S2080-2	120	1				191744	3PL
E574	1	INSTA HOT TAP	IN SINK ERATOR	C-1300STAR	120	11.3	1/4" CWF			277613	3PL
E598	1	BRACKET - OVEN WARMING	TURBOCHEF	TC3-0323					USE WITH STACKING 2 WARMING OVENS E599	304226	VD
E599	2	OVEN WARMING	TURBOCHEF	NGC MICROWAVE CONNECTION	208/240	30				190034	VD
ACCESSORIES											
E807	5	SOFT HEAT SERVER GRY	BUNN-O-MATIC	27850.0021					FOR USE WITH DIGITAL BREWING SYSTEM	185974	3PL



STARBUCKS COFFEE COMPANY
 2401 UTAH AVENUE SOUTH
 SEATTLE, WASHINGTON 98134
 (206) 318-1575

THESE PLANS AND SPECIFICATIONS, AS WELL AS STARBUCKS NAME AND LOGO, TRADEMARKS AND DESIGNS ARE THE EXCLUSIVE PROPERTY OF STARBUCKS CORPORATION. ANY REPRODUCTION, MODIFICATION, DISCLOSURE AND/OR USE OF THESE MATERIALS FOR ANY PORTION OF THEM WITHOUT STARBUCKS PRIOR WRITTEN CONSENT IS STRICTLY PROHIBITED.

ARCHITECT OF RECORD

David A. Udkow, Architect
 11881 North 113th Way
 Scottsdale, AZ 85259
 480-814-3385

REV DATE JC DESCRIPTION

STARBUCKS COFFEE
PORTLAND
 1080 FOREST AVENUE
 PORTLAND, ME 04103
CUMBERLAND

PROJECT: COUNTY:

STORE #: 11917
 PROJECT #: 37548-001
 CONCEPT: MSS DT
 PALETTE: CLASSICO
 ISSUE DATE: 12-6-2006
 DM: CARRIE HOLLAAR
 JC: LINDSAY LAWRENCE
 CHECKED: BRETT JOHN
 CM: MARK SWIDERSKI

SHEET TITLE
AUXILIARY EQUIPMENT SCHEDULES

SCALE: 1/4"=1'-0"
 (DO NOT SCALE DRAWINGS)

SHEET NUMBER **A8.1**

FURNITURE SCHEDULE:

ITEM*	QTY	DESCRIPTION	MANUFACTURER	MODEL *	REMARKS	SKU *	SHIP
TABLES							
F080	1	TABLE, CLASSICO COFFEE -WALNUT	LEE DANZIGER	CP-115	W/ METAL LEGS	194156	3PL
F081	1	TABLE, CLASSICO END - WALNUT	LEE DANZIGER	CP-114	W/ METAL LEGS	194157	3PL
F100	4	TABLE TOP 24" ROUND CLASSICO	UNITED CHAIRS	CP-104		190655	3PL
F101	3	TABLE TOP 24" SQUARE CLASSICO	UNITED CHAIRS	CP-105		190660	3PL
F102	1	TABLE TOP ADA 38" SQR CLASSICO	UNITED TABLE	CP-106A		190674	3PL
F763	2	TABLE, PATIO ROUND METAL TOP	SMITH AND HAWKEN	896688		223250	3PL
F764	2	TABLE, PATIO ROUND WOOD TOP	SMITH AND HAWKEN	896696		223219	3PL
F765	2	TABLE, PATIO ADA WOOD TOP	SMITH AND HAWKEN	896704		223240	3PL

ITEM*	QTY	DESCRIPTION	MANUFACTURER	MODEL *	REMARKS	SKU *	SHIP
CHAIRS							
F130	4	CHAIR, CAFE 1 - CLASSICO	SHELBY WILLIAMS	CP-100		191092	3PL
F131	8	CHAIR, CAFE 2 - CLASSICO	SHELBY WILLIAMS	CP-101		191093	3PL
F133	5	BARSTOOL, CAFE - CLASSICO	SHELBY WILLIAMS	CP-103		191095	3PL
F150	2	CHAIR, ARM - CLASSICO	QUALITY AND COMPANY	CP-111 'TAPESTRY'		190470	3PL
F151	2	CHAIR, SIDE - CLASSICO	QUALITY AND COMPANY	CP-112 'SAMBA FLAME'		190471	3PL
F152	1	CHAISE LOUNGE LH ARM -CLASSICO	QUALITY AND COMPANY	FABRIC BACK LEATHER SEAT		190469	3PL
F515	1	BANQUETTE CLASSICO 5'	QUALITY AND COMPANY	CP-107U5		190823	3PL
F761	9	CHAIR, PATIO METAL/WOVEN	SMITH AND HAWKEN	896654		223229	3PL
F784	5	CHAIR, PATIO TEAK	SMITH AND HAWKEN	896662		223231	3PL
F786	3	BENCH, PATIO TEAK	SMITH AND HAWKEN	896712		223227	3PL

ITEM*	QTY	DESCRIPTION	MANUFACTURER	MODEL *	REMARKS	SKU *	SHIP
EXTERIOR							
F778	3	UMBRELLA 10' SQUARE MANUAL	ULTIMATE UMBRELLA CO	SBUX10.0SQFM		223139	3PL
F781	3	BASE UMBRELLA 10' 200-LBS	ULTIMATE UMBRELLA CO		200 LBS BASE	223152	3PL

ITEM*	QTY	DESCRIPTION	MANUFACTURER	MODEL *	REMARKS	SKU *	SHIP
MISC							
F630	1	STAND HEAR MUSIC CD	HAMILTON FIXTURE		INCLUDES PACKAGING & 16 SIGNS & CD BINS	192633	3PL
F702	1	SHELF WALL MOUNT MANAGER W/S	WATSON FURNITURE			110882	3PL
F710	1	DESK MANAGER 30"X60"X30-1/2"H	WATSON FURNITURE		60 X 30 W/ INTERACTIVE SECURITY	110881	3PL

ITEM*	QTY	DESCRIPTION	MANUFACTURER	MODEL *	REMARKS	SKU *	SHIP
ACCESSORIES							
F842	1	TABLE POSTS/RAIL 10' SIT HERE	WEST COAST INDUSTRIES	CP-108A/208 A/308A		190451	3PL
F851	1	TABLE LEGS ADA (SET OF 4)	WEST COAST INDUSTRIES	CP-106B/206 B/306B		190439	3PL
F855	7	BASE TABLE MODIFIED BLK WRINKLE	WEST COAST INDUSTRIES	MODIF 126299 10* INSERT	W/BLACK WRINKLE FINISH	191610	3PL

MISCELLANEOUS SCHEDULE:

ITEM*	QTY	DESCRIPTION	MANUFACTURER	MODEL *	VOLTS	AMPS	SUPPLY	WASTE	REMARKS	SKU *	SHIP
MISC											
M006	1	NY TIMES RACK							CALL 877-787-3250 TO ORDER		GC
M012	1	CONDIMENT TRASH DROP	NORPRO	78730 MODIFIED						173271	3PL
M016	1	REFUSE BACKLINE TRASH	MOLI INTERNATIONAL	BTDL 1214 W/O LID						190298	3PL
M021	1	LEGS FOR 10 COMP. LOCKER	WESTCO STEINER	18606-7					FOR CODE REQUIREMENTS ONLY	134335	3PL
M023	1	LOCKERS - STD 10 COMPARTMENT	STEINER						ATTACH TO WALL	192257	3PL
M032	9	SHELVES BACKROOM 18"X36" 6/BOX	ISS	WST966C						193264	3PL
M033	9	POSTS 7' BACKROOM 4/BOX	ISS	PZ86 CHROME					4 PER BOX	185915	3PL
M040	1	SIGN RR ADA MEN/WOMEN SET	ACCESS SIGN INTERNATIONAL	ADA STANDARD M/W						182136	3PL
M043	1	FIRE EXTINGUISHER	FERRELS FIRE	COSMIC 5E; *MB818							GC
M046	1	KEYBOARD DRAWER	OFFICEMAX CONTRACT INC.							194761	3PL
M047	1	BULLETIN BOARD	BOISE CASCADE	24 X 36						801112	3PL
M049	1	FILE CABINET	WORKPLACE LOGIC	B9-101121						101121	3PL
M051	1	ROLLING PASTRY RACK	ISS	STBK524M						182208	3PL
M053	1	SOAP DISPENSER WALL MOUNTED	LOCKNET LLC	ASIO342						181933	3PL
M054	3	SOAP DISPENSER LAVATORY MNTD	LOCKNET LLC	ASIO332					FOR RESTROOM SINKS	181934	3PL
M055	1	1/2 SIZE TOWEL DISPENSER	FORT HOWARD	"C" FOLD TOP FEED 566-40						122312	3PL
M056	3	FULL PAPER TOWEL DISPENSER	FORT HOWARD	*566-50 "C" FOLD						119873	3PL
M058	1	RECEPTACLE TRASH DT OUTDOOR	WITT INDUSTRIES	7C-2040BKW BLACK					SIDE OPENING, USE AT DT LANE ONLY	186387	3PL
M059	2	GRAB BAR 1-1/4" X 48IN	LOCKNET LLC	ASI3400						181935	3PL
M060	2	GRAB BAR 1-1/4" X 36"	LOCKNET LLC	ASI3400					ABOVE TOILET	181936	3PL
M063	2	DISPENSER TOILET PAPER	LOCKNET LLC	ASIO030						181937	3PL
M064	2	SEAT COVER DISPENSER	LOCKNET LLC	ASIO477-SM						181938	3PL
M065	1	SANITARY NAPKIN DISPOSAL	ASI	*0473-A SURFACE MOUNT					BRADLEY *4722-15 ACCEPTABLE SUBSTITUTION		GC
M067	1	MOP RACK	LOCKNET LLC	ASIB215						181939	3PL
M072	1	24" WORKROOM WIRE SHELF KIT	INTERNATIONAL STORAGE SYSTEMS	GR2424Y (2) GS1424Y					FOR USE OVER WORKROOM 3-COMP SINK	166938	3PL
M073	2	MONITOR MOUNT	CENTRONICS	VMP001W					FOR USE AT DRIVE THRU WINDOWS	178757	3PL
M075	1	KAY CHEMICAL INSTALL KIT	KAY CHEMICAL	KIT 0043					CONTACT LAYTOYA MARSH (336) 931-2176	344451	3PL
M081	2	COAT TREE	GAR PRODUCTS						CLASSICAL BENTWOOD COAT RACK	192100	3PL
M082	2	COAT HOOK SATIN NICKEL FINISH	AMARI	PA00271						190782	3PL
M085	2	MIRROR, RESTROOM CLASSICO	MAJESTIC MIRROR	R599					DELTA FRAME 3 SIDED VERTICAL	190457	3PL
M099	3	METAL CORNER GUARDS	BFC	4/BOX					1.25 X 1.25 X .42 PEWTER FINISH SS	159409	3PL
M180	1	CONDIMENT TOP MSS METAL ASSY	BFC ARCHITECTURAL							190381	3PL
M199	2	DIAPER CHANGING STATION	KOALA CORPORATION	KB100-00						338931	3PL
M207	1	SS TUBE FRAME RH - MSS CBS	SPOKANE STAINLESS	RH FRAME					REFRIGERATOR OPENING ON RH SIDE	194921	VD
M216	1	BANNER & STAMP ROD KIT - RIST	DESIGN FABRICATORS						COMPLETE HARDWARE KIT	182884	3PL
M222	2	CUP DISPENSER - TALL HOT	DIVERSIFIED METAL PRODUCTS	ECL-NS-A34P						194318	3PL
M223	4	CUP DISPENSER -GRNDE/VENTI/HOT	DIVERSIFIED METAL PRODUCTS	ECL-NS-845P						194322	3PL
M224	1	CUP DISPENSER - TALL COLD	DIVERSIFIED METAL PRODUCTS	ECL-NS-422P						194321	3PL
M225	2	CUP DISP - GRANDE/VENTI COLD	DIVERSIFIED METAL PRODUCTS	ECL-NS-845						194319	3PL
M240	1	AREA RUG - CLASSICO	MASLAND CARPETS INC	CP-116 SAROUK GRND MANOR					6'X8'	190288	3PL
M320	1	4 X 6 SHELF WALK-IN	ISS							1011802	3PL
M321	1	6 X 6'-6" SHELF WALK-IN	ISS							1011798	3PL
M334	1	TRASH CAN	PER SPEC OR EQUAL	PER SPEC OR EQUAL							3PL



STARBUCKS COFFEE COMPANY
 2401 UTAH AVENUE SOUTH
 SEATTLE, WASHINGTON 98134
 (206) 318-1575

THESE PLANS AND SPECIFICATIONS, AS WELL AS STARBUCKS NAME AND LOGO, TRADEMARKS AND DESIGNS ARE THE EXCLUSIVE PROPERTY OF STARBUCKS CORPORATION. ANY REPRODUCTION, MODIFICATION, DISCLOSURE AND/OR USE OF THESE MATERIALS FOR ANY PORTION OF THEM WITHOUT STARBUCKS PRIOR WRITTEN CONSENT IS STRICTLY PROHIBITED.

ARCHITECT OF RECORD
 David A. Udkow, Architect
 11881 North 113th Way
 Scottsdale, AZ 85259
 480-814-3385

REV DATE JC DESCRIPTION

STARBUCKS COFFEE
PORTLAND
 1080 FOREST AVENUE
 PORTLAND, ME 04103
CUMBERLAND

STORE #: 11917
PROJECT #: 37548-001
 CONCEPT: MSS DT
 PALETTE: CLASSICO
 ISSUE DATE: 12-6-2006
 DM: CARRIE HOLLAR
 JC: LINDSAY LAWRENCE
 CHECKED: BRETT JOHN
 CM: MARK SWIDERSKI

SHEET TITLE
FURNITURE / MISCELLANEOUS SCHEDULES

SCALE: 1/4"=1'-0"
 (DO NOT SCALE DRAWINGS)

SHEET NUMBER
A8.2