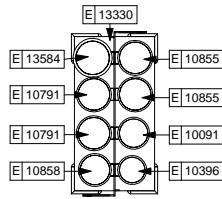
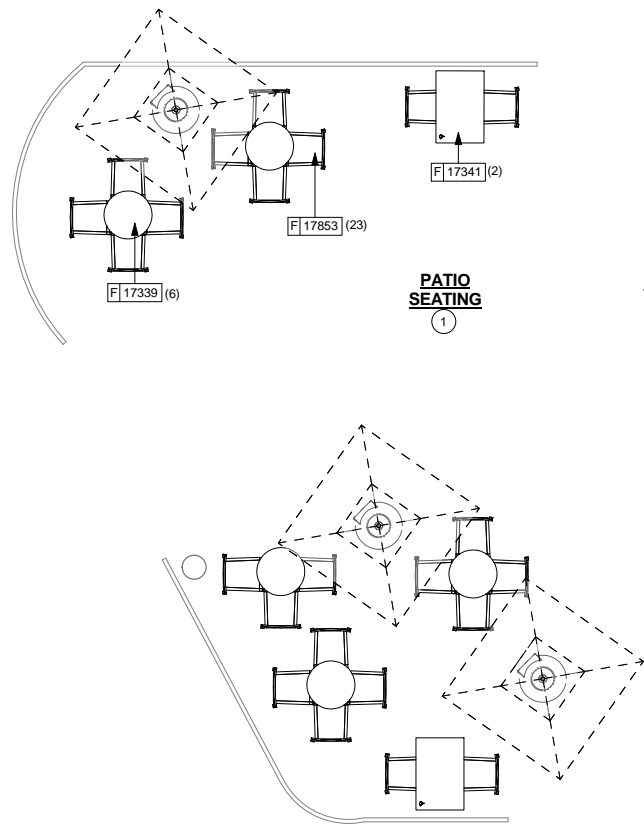


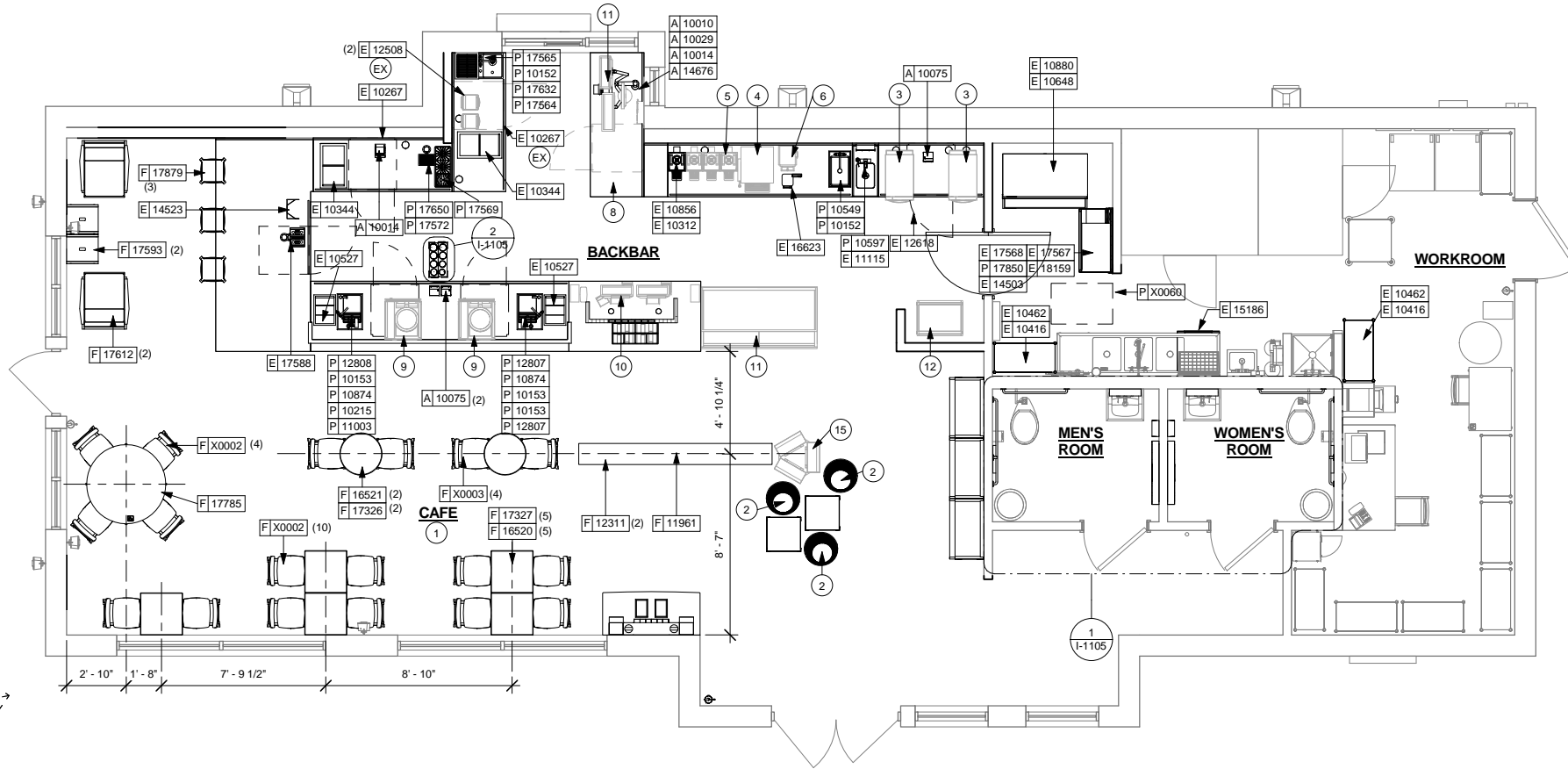
1 ENLARGED RESTROOM
Scale: 1/2" = 1'-0"



2 ENLARGED CUP CADDY
Scale: 1" = 1'-0"



PATIO SEATING
1



1ST FLOOR - FURNITURE, FIXTURES, AND EQUIPMENT PLAN
Scale: 1/4" = 1'-0"

SHEET NOTES

1. INSTALL FURNITURE THROUGHOUT AS INDICATED
2. RELOCATE EXISTING MERCH BASKETS
3. RELOCATE EXISTING WARMING OVENS (2)
4. RELOCATE EXISTING BREWER
5. RELOCATE EXISTING SHUTTLES (3)
6. RELOCATE EXISTING GRINDER
7. RELOCATE EXISTING DT EQUIPMENT
8. RELOCATE EXISTING UNDER COUNTER FRIDGE
9. RELOCATE EXISTING MASTRENAS (2)
10. RELOCATE EXISTING POS EQUIPMENT AND SAFE
11. RELOCATE EXISTING FOOD CASE
12. RELOCATE EXISTING PASTRY THAW RACK
13. RELOCATE EXISTING RESTROOM TOILET, VALVE, TOILET PAPER DISPENSER AND SEAT COVER DISPENSER
14. RELOCATE EXISTING RESTROOM SINK, FAUCET AND HAND SOAP DISPENSER
15. RELOCATE EXISTING SNACK FIXTURE

FF AND E PLAN NOTES

- A. GENERAL CONTRACTOR TO SCHEDULE WITH LOCAL REFRIGERATION CONTRACTOR TO CONDUCT INITIAL FOOD CASE START-UP AND TESTING. FOR LIST OF APPROVED START UP CONTRACTORS, CONTACT PROJECT CONSTRUCTION REPRESENTATIVE.
- B. THE SITE IS SERVED BY THE MUNICIPAL WATER AND SEWER SYSTEM UNLESS OTHERWISE NOTED.
- C. ALL EQUIPMENT AND INSTALLATION WILL MEET NATIONAL SANITATION FOUNDATION STANDARDS OR EQUIVALENT.
- D. EQUIPMENT UNITS SHALL CONTAIN NO EXPOSED THREADS, EMBELLISHMENTS OR OVERHANGING EDGES THAT SERVE AS PLACES FOR ACCUMULATION OF DUST, DIRT AND DEBRIS.
- E. WARMING OVEN(S) SHOWN FOR PERMITTING PURPOSES. INSTALLATION AT STORE OPENING TO BE VERIFIED BY STARBUCKS CONSTRUCTION REPRESENTATIVE.
- F. EACH HAND WASHING SINK WILL HAVE A SINGLE SERVICE TOWEL AND SOAP DISPENSER, AND ALL HAND SINKS TO HAVE A COMBINATION FAUCET OR PREMIXING FAUCET.
- G. FOR PLUMBING FIXTURES, REFER TO THE PLUMBING DESIGN PLAN. FOR DATA DEVICE SCHEDULE, REFER TO THE ELECTRICAL DESIGN PLAN.
- H. CONFIRM ALL NECESSARY CLEARANCES PER PRODUCT CUT SHEET REQUIREMENTS FOR ALL EQUIPMENT (E.G. ICE MACHINE).
- I. FOR LOCATION OF COUNTERTOP EQUIPMENT, REFER TO CASEWORK ELECTRICAL DETAILS.

ISSUE FOR CONSTRUCTION 08/23/2017



STARBUCKS COFFEE COMPANY
2401 UTAH AVENUE SOUTH
SEATTLE, WASHINGTON 98134
(206) 318-1575

THESE DRAWINGS AND SPECIFICATIONS ARE CONFIDENTIAL AND SHALL REMAIN THE SOLE PROPERTY OF STARBUCKS CORPORATION, WHICH IS THE OWNER OF THE COPYRIGHT IN THIS WORK. THEY SHALL NOT BE REPRODUCED (IN WHOLE OR IN PART), SHARED WITH THIRD PARTIES OR USED IN ANY MANNER ON OTHER PROJECTS OR EXTENSIONS TO THIS PROJECT WITHOUT THE PRIOR WRITTEN CONSENT OF STARBUCKS CORPORATION. THESE DRAWINGS AND SPECIFICATIONS ARE INTENDED TO EXPRESS DESIGN INTENT FOR A PROTOTYPICAL STARBUCKS STORE (WHICH IS SUBJECT TO CHANGE AT ANYTIME) AND DO NOT REFLECT ACTUAL SITE CONDITIONS. NEITHER PARTY SHALL HAVE ANY OBLIGATION NOR LIABILITY TO THE OTHER (EXCEPT STATED ABOVE) UNTIL A WRITTEN AGREEMENT IS FULLY EXECUTED BY BOTH PARTIES.

STARBUCKS TEMPLATE VERSION I2016.12.23

NORR

ARCHITECTS PLANNERS
325 N. LaSalle St., Suite 500 | Chicago, IL 60654
1.312.424.2400 | www.norr.com

ENGINEER OF RECORD

William J. Abenney, P.E.
303 Marshall Avenue
St. Louis, Missouri 63119
Phone (314) 772-1782
Fax (314) 772-0908

Engineering Consultant



PROJECT NAME:
RENOVATION OF STARBUCKS COFFEE PORTLAND, 1080 FOREST AVE.
PROJECT ADDRESS:
1080 FOREST AVENUE
PORTLAND, ME 04103
CUMBERLAND COUNTY

STORE #: 11917
PROJECT #: 37548-037
ISSUE DATE: 08/23/2017
PROGRAM MANAGER: J. BOND
DESIGNER: A. LEE
LEED® AP: N/A
PRODUCTION DESIGNER: E. VEGA
CHECKED BY: P. BENVENUTO

Revision Schedule			
Rev	Date	By	Description

SHEET TITLE:
FF AND E PLAN

SCALE: AS SHOWN

SHEET NUMBER:
I-1105

