

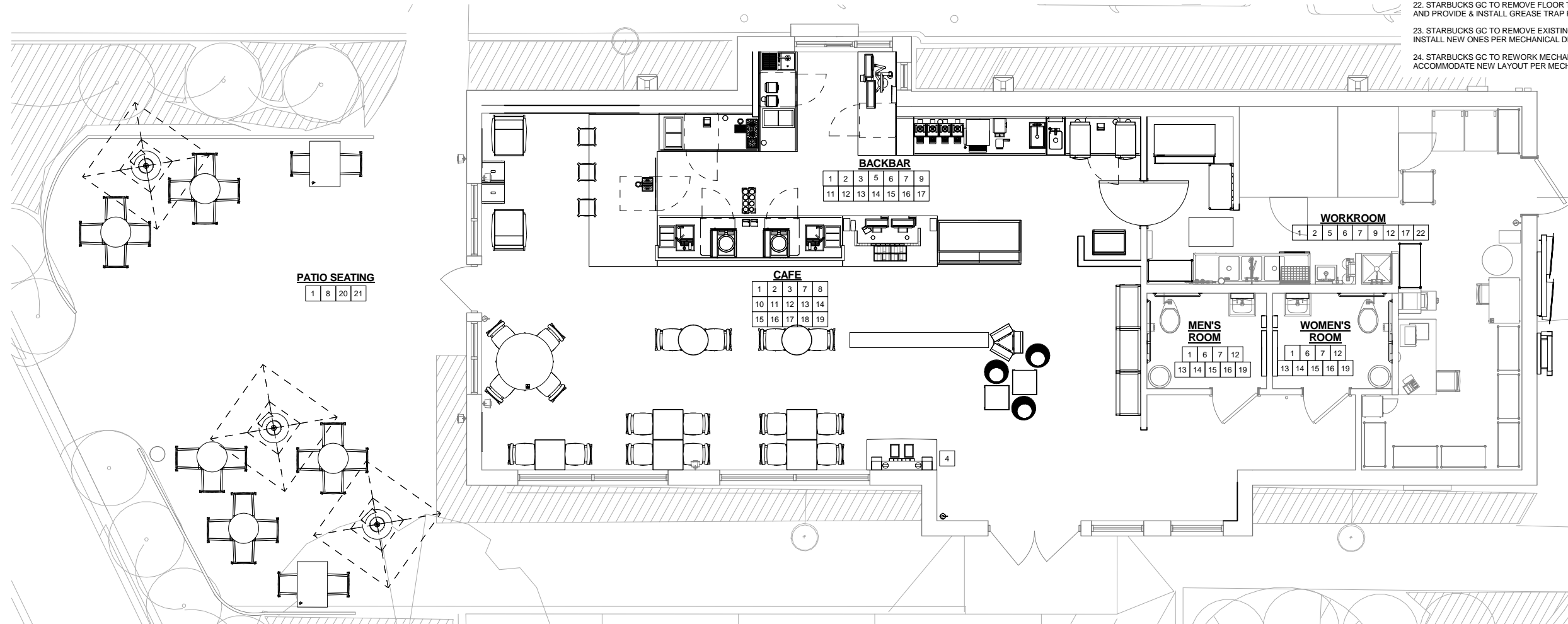
GENERAL NOTE

NOTE THAT WORK AS SHOWN AND DESCRIBED ON THIS SHEET IS SCHEMATIC IN NATURE AND IS FOR INFORMATIONAL PURPOSES ONLY. PLEASE REFER TO THE RELEVANT SHEETS FOR COMPLETE INFORMATION AND EXACT EXTENT OF WORK FOR EACH ITEM LISTED.

STARBUCKS GC AND CONSTRUCTION MANAGER TO VERIFY EXISTING TENANT SPACE DIMENSIONS PRIOR TO CONSTRUCTION. NOTIFY AOR IF DISCREPANCIES ARE FOUND.

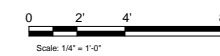
SCOPE OF WORK SUMMARY

1. STARBUCKS GC TO DEMOLISH OR REMOVE EXISTING ITEMS AS INDICATED ON THE DEMOLITION PLAN(S).
2. STARBUCKS GC TO CONSTRUCT NEW INTERIOR PARTITION WALLS AS INDICATED ON FLOOR PLAN.
3. STARBUCKS GC TO INSTALL NEW CASEWORK ITEMS AS INDICATED ON CASEWORK PLAN.
4. STARBUCKS GC TO INSTALL NEW CONDIMENT CART AS INDICATED ON CASEWORK PLAN.
5. STARBUCKS GC TO INSTALL NEW PLUMBING FIXTURES AS INDICATED ON FF&E PLAN.
6. STARBUCKS GC TO INSTALL NEW OR RELOCATE EXISTING EQUIPMENT AS INDICATED ON FF&E PLAN.
7. STARBUCKS GC TO INSTALL NEW OR RELOCATE EXISTING MISCELLANEOUS ITEMS AS INDICATED ON FF&E PLAN.
8. STARBUCKS GC TO INSTALL NEW FURNITURE AS INDICATED ON FF&E PLAN.
9. STARBUCKS GC TO PROVIDE AND INSTALL NEW ELIASON DOOR AND HARDWARE PER DOOR AND HARDWARE SCHEDULES
10. STARBUCKS GC TO INSTALL NEW GRAPHICS AS INDICATED ON INTERIOR ELEVATIONS.
11. STARBUCKS GC TO INSTALL NEW WALL CLADDING AS INDICATED ON WALL FINISH PLAN AND INTERIOR ELEVATIONS.
12. GC TO COORDINATE WITH LANDLORD AND SUBCONTRACTOR FOR ALL FIRE PROTECTION SYSTEMS AS REQUIRED BY LOCAL FIRE MARSHAL.
13. STARBUCKS GC TO INSTALL NEW WALL FINISHES THROUGHOUT AS INDICATED ON INTERIOR ELEVATIONS AND WALL FINISH PLAN.
14. STARBUCKS GC TO INSTALL NEW FLOOR FINISHES AS INDICATED ON FLOOR FINISH PLAN.
15. STARBUCKS GC TO INSTALL NEW LIGHT FIXTURES AS INDICATED ON REFLECTED CEILING AND LIGHTING DESIGN PLANS.
16. STARBUCKS GC TO INSTALL NEW CEILING FINISHES AS INDICATED ON REFLECTED CEILING AND DIMENSIONED CEILING PLANS.
17. STARBUCKS GC TO PATCH, PRIME AND PAINT WALL, CEILINGS AND/OR SOFFITS AS INDICATED ON REFLECTED CEILING PLANS AND INTERIOR ELEVATIONS.
18. STARBUCKS GC TO INSTALL NEW/ADDITIONAL ELECTRICAL OUTLETS AS INDICATED ON PENETRATION PLAN.
19. STARBUCKS GC TO SAND AND PAINT NEW AND/OR EXISTING DOORS P534-SG.
20. REFER TO SITE PLAN FOR EXTERIOR SCOPE OF WORK. ALL SIGNS AND AWNINGS TO BE PERMITTED SEPARATELY.
21. SIGNAGE VENDOR TO INSTALL SITE & BUILDING SIGNAGE AS INDICATED ON THE SITE PLAN & EXTERIOR ELEVATIONS.
22. STARBUCKS GC TO REMOVE FLOOR TILE IN WORKROOM AS SHOWN AND PROVIDE & INSTALL GREASE TRAP PER PLUMBING DRAWINGS.
23. STARBUCKS GC TO REMOVE EXISTING RTU UNITS AND PROVIDE AND INSTALL NEW ONES PER MECHANICAL DRAWINGS.
24. STARBUCKS GC TO REWORK MECHANICAL DUCTS ABOVE BACKBAR TO ACCOMMODATE NEW LAYOUT PER MECHANICAL DRAWINGS



SCOPE OF WORK PLAN

Scale: 1/4" = 1'-0"



ISSUE FOR CONSTRUCTION 08/23/2017




STARBUCKS COFFEE COMPANY
2401 UTAH AVENUE SOUTH
SEATTLE, WASHINGTON 98134
(206) 319-1575

THESE DRAWINGS AND SPECIFICATIONS ARE CONFIDENTIAL AND SHALL REMAIN THE SOLE PROPERTY OF STARBUCKS CORPORATION, WHICH IS THE OWNER OF THE COPYRIGHT IN THIS WORK. THEY SHALL NOT BE REPRODUCED (IN WHOLE OR IN PART), SHARED WITH THIRD PARTIES OR USED IN ANY MANNER ON OTHER PROJECTS OR EXTENSIONS TO THIS PROJECT WITHOUT THE PRIOR WRITTEN CONSENT OF STARBUCKS CORPORATION. THESE DRAWINGS AND SPECIFICATIONS ARE INTENDED TO EXPRESS DESIGN INTENT FOR A PROTOTYPICAL STARBUCKS STORE (WHICH IS SUBJECT TO CHANGE AT ANYTIME) AND DO NOT REFLECT ACTUAL SITE CONDITIONS. NEITHER PARTY SHALL HAVE ANY OBLIGATION NOR LIABILITY TO THE OTHER (EXCEPT STATED ABOVE) UNTIL A WRITTEN AGREEMENT IS FULLY EXECUTED BY BOTH PARTIES.

STARBUCKS TEMPLATE VERSION i2016.12.23

NORR
ARCHITECTS PLANNERS
325 N. LaSalle St., Suite 500 | Chicago, IL 60654
1.312.424.2400 | www.norr.com

ENGINEER OF RECORD
William J. Abenney, P.E.
303 Marshall Avenue
St. Louis, Missouri 63119
Phone (314) 772-1782
Fax (314) 772-0908
Engineering Consultant



PROJECT NAME:
RENOVATION OF STARBUCKS COFFEE PORTLAND, 1080 FOREST AVE.

PROJECT ADDRESS:
1080 FOREST AVENUE
PORTLAND, ME 04103
CUMBERLAND COUNTY

STORE #: 11917
PROJECT #: 37548-037
ISSUE DATE: 08/23/2017
PROGRAM MANAGER: J. BOND
DESIGNER: A. LEE
LEED® AP: N/A
PRODUCTION DESIGNER: E. VEGA
CHECKED BY: P. BENVENUTO

Revision Schedule			
Rev	Date	By	Description

SHEET TITLE:
SCOPE OF WORK PLAN

SCALE: AS SHOWN

SHEET NUMBER:
G-0006