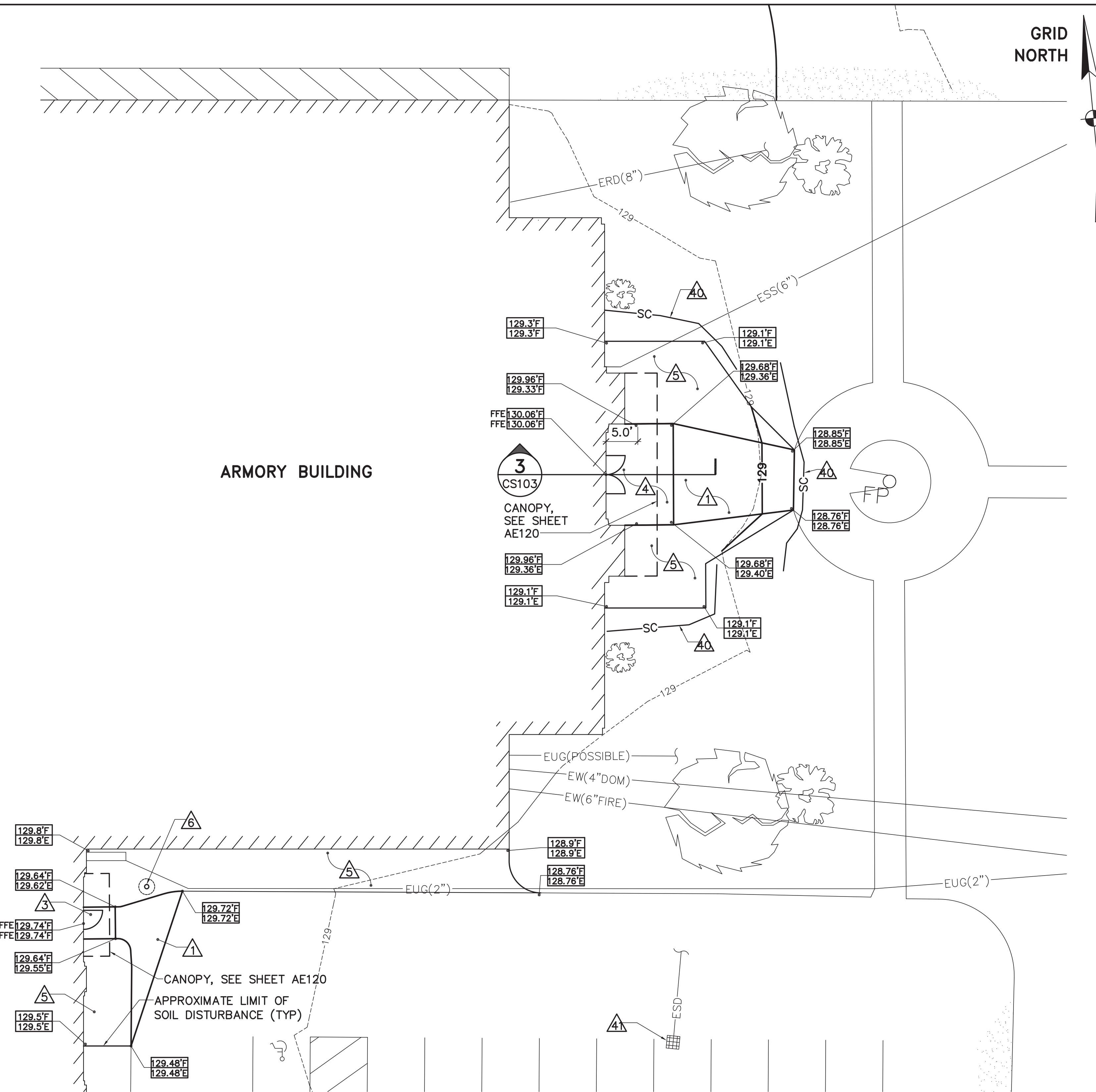


1 EAST ENTRANCE REMOVALS PLAN
 CS103 SCALE: 1"=10'

KEYNOTES: (REMOVALS PLAN ONLY)

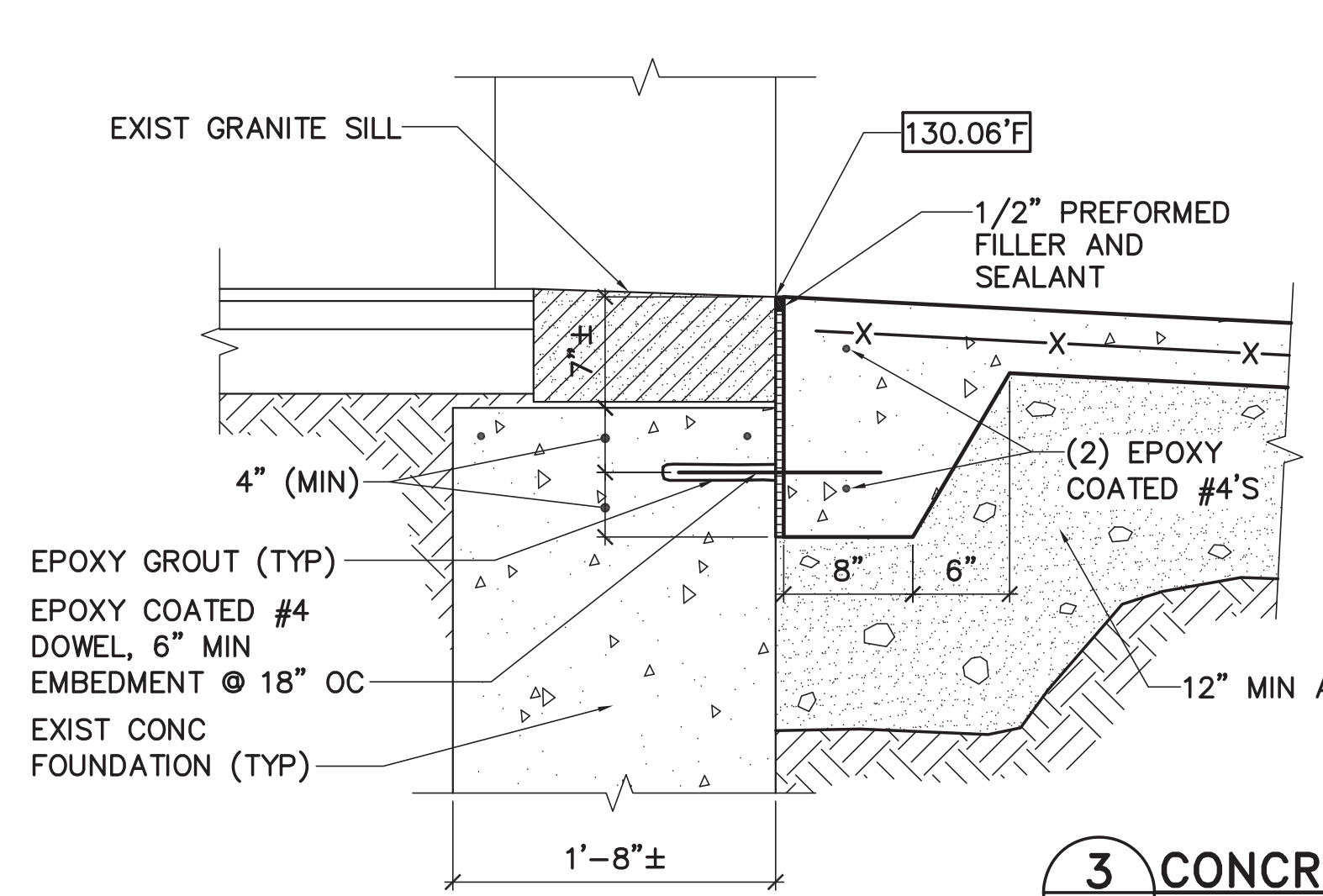
- ▲ EXISTING ASPHALT CONCRETE PAVEMENT.
- ▲ EXISTING ASPHALT CONCRETE PAVEMENT SIDEWALK.
- ▲ EXISTING TURF.
- ▲ EXISTING NATURAL GAS SERVICE ENTRANCE, METER, REGULATOR AND PIPE UP WALL.
- ▲ EXISTING FLAGPOLE.
- ▲ EXISTING SHRUB.
- ▲ EXISTING ±10" DIAMETER SPRUCE TREE.
- ▲ EXISTING ±18"-24" DIAMETER MULTI-TRUNKED SHRUB.
- ▲ NOT USED.
- ▲ SAWCUT AND REMOVE EXISTING ASPHALT CONCRETE PAVEMENT, ±4" THICK
- ▲ SAWCUT AND REMOVE EXISTING ASPHALT CONCRETE PAVEMENT (±4" THICK) AND BASE (±6" THICK)
- ▲ SAWCUT AND REMOVE EXISTING ASPHALT CONCRETE SIDEWALK (THICKNESS VARIES FROM ±8" TO ±2") AND 6" THICK REINFORCED CONCRETE SLAB BELOW.
- ▲ REMOVE EXISTING GRANITE AND REINFORCED CONCRETE RAISED PLANTING BED. SEE SHEET AD101.
- ▲ REMOVE EXISTING 12"x8"x ±16" LONG GRANITE CURB/EDGING.
- ▲ STRIP EXISTING TOPSOIL, ±4" THICK.
- ▲ REMOVE EXISTING OVERHEAD WIRE (SEE SHEETS CX101 AND ED101).
- ▲ REMOVE EXISTING JERSEY BARRIER.
- ▲ NOT USED.
- ▲ SEDIMENT CONTROL WATTLE. SEE DETAIL 2/C-001.
- ▲ CATCH BASIN INLET PROTECTION. SEE DETAIL 1/C-001.



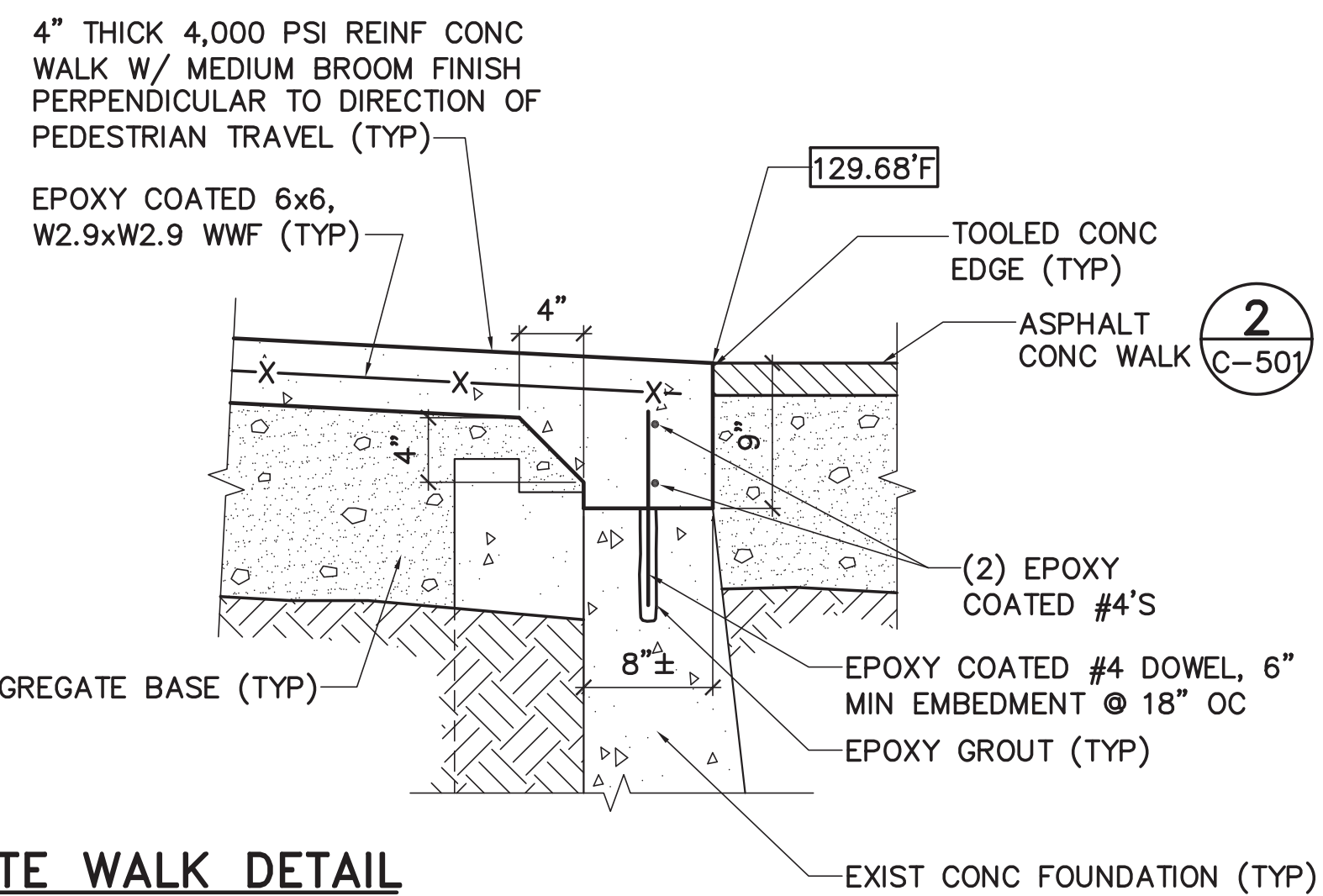
2 EAST ENTRANCE SITE PLAN
 CS103 SCALE: 1"=10'

KEYNOTES: (SITE PLAN ONLY)

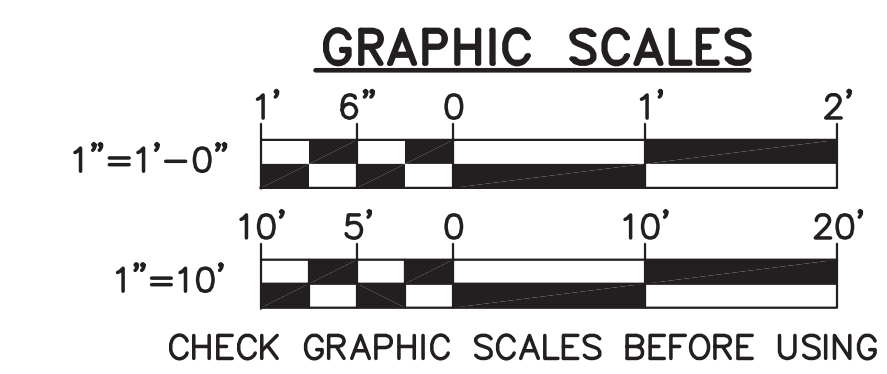
- ▲ ASPHALT CONCRETE PAVEMENT. SEE DETAIL 1/C-501.
- ▲ ASPHALT CONCRETE SIDEWALK. SEE DETAIL 2/C-501.
- ▲ REINFORCED CONCRETE STOOP. SEE SHEET SB101.
- ▲ REINFORCED CONCRETE SIDEWALK. SEE DETAIL 3/C-501.
- ▲ 6" TOPSOIL, SEED, FERTILIZER AND MULCH ALL DISTURBED AREAS UNLESS INDICATED OTHERWISE.
- ▲ BOLLARD. SEE DETAIL 3/C-501.
- ▲ NOT USED.
- ▲ SEDIMENT CONTROL WATTLE. SEE DETAIL 2/C-001.
- ▲ CATCH BASIN INLET PROTECTION. SEE DETAIL 1/C-001.





3 CONCRETE WALK DETAIL
 CS103 SCALE: 1"=1'-0"



2 ASPHALT CONCRETE WALK
 C-501



FOR PERMITTING PURPOSES ONLY



DESIGNED BY: JSD
 DRAWN BY: JLG
 CHECKED BY: JLG
 PROJECT: 21502.10

UNIVERSITY OF NEW ENGLAND
 PORTLAND CAMPUS
 STEVEN AVENUE ARMORY
 716 STEVENS AVE
 PORTLAND, MAINE 04103
 T (207)285-0171

RENOVATIONS TO THE
 STEVEN AVENUE ARMORY

EAST
 ENTRANCE
 PLANS

SCALE: AS NOTED
 DATE: 05-03-16

DWG. **CS103**

SHEET: 7 OF 9