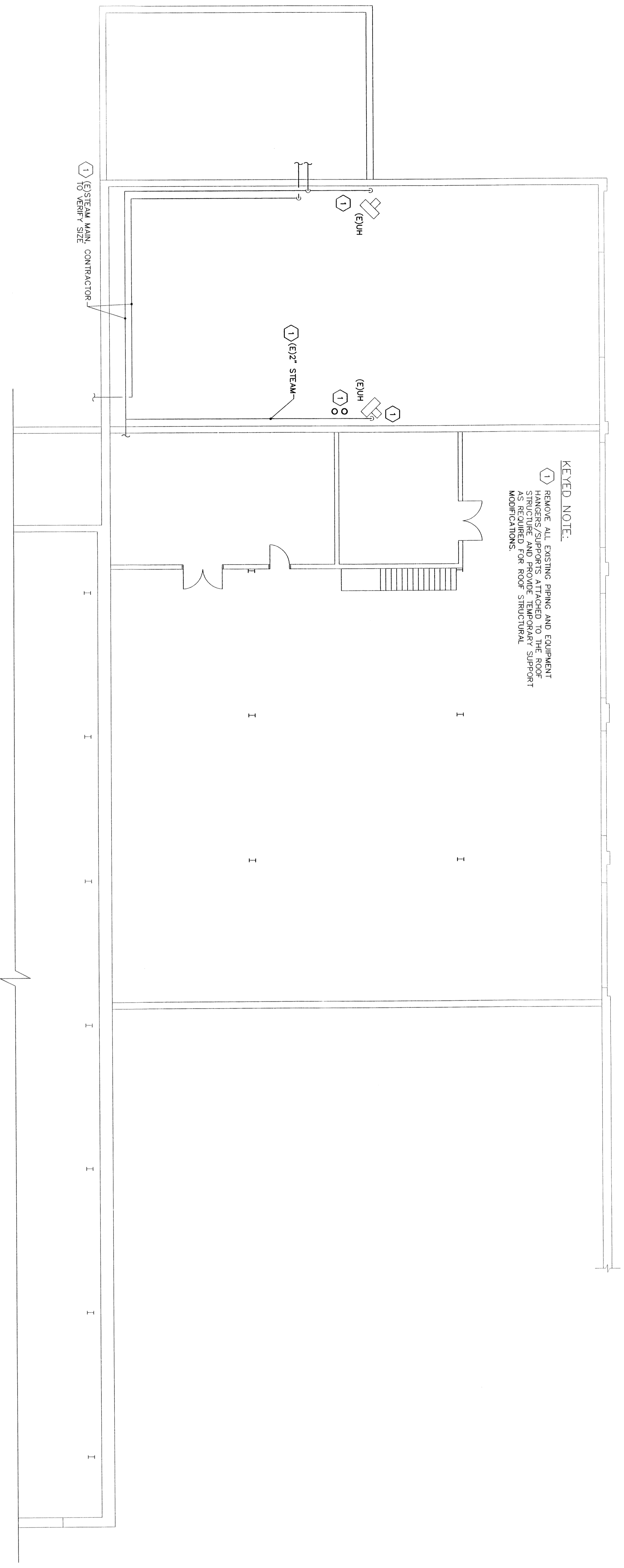
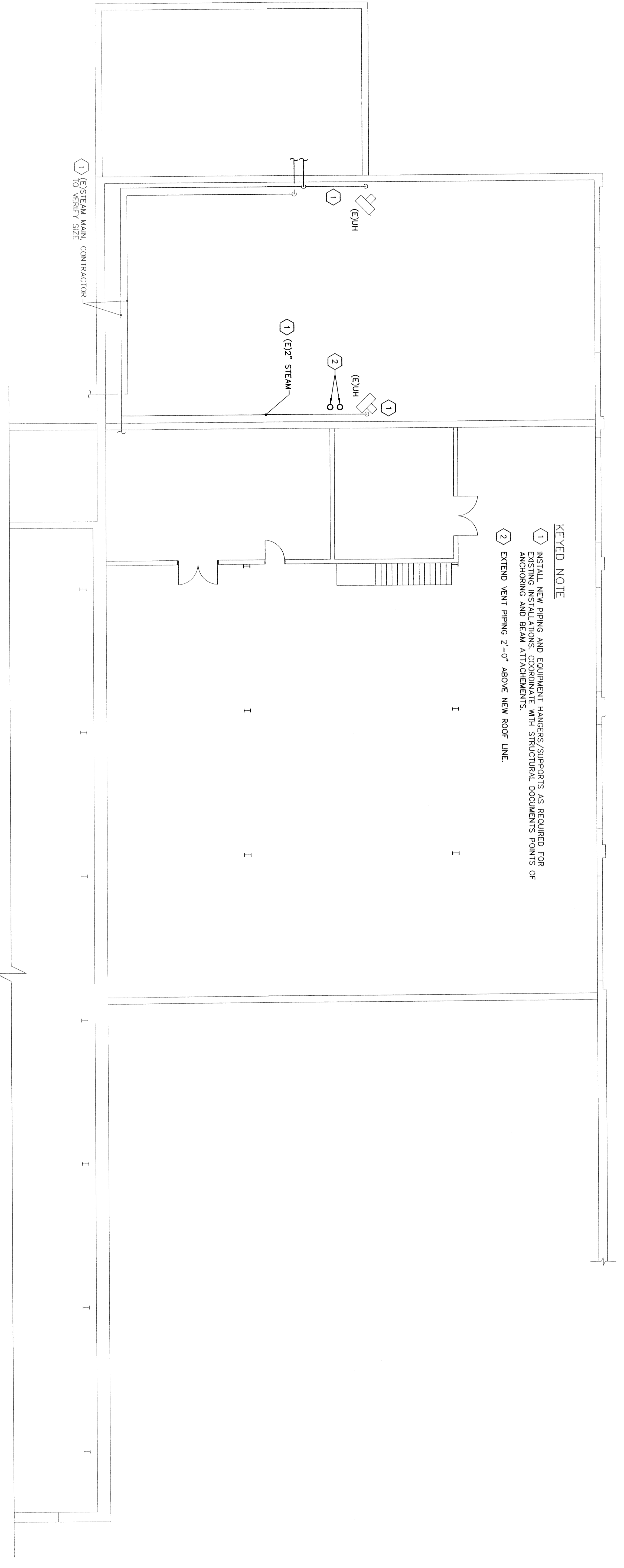


A1 MECHANICAL DEMOLITION PART PLAN

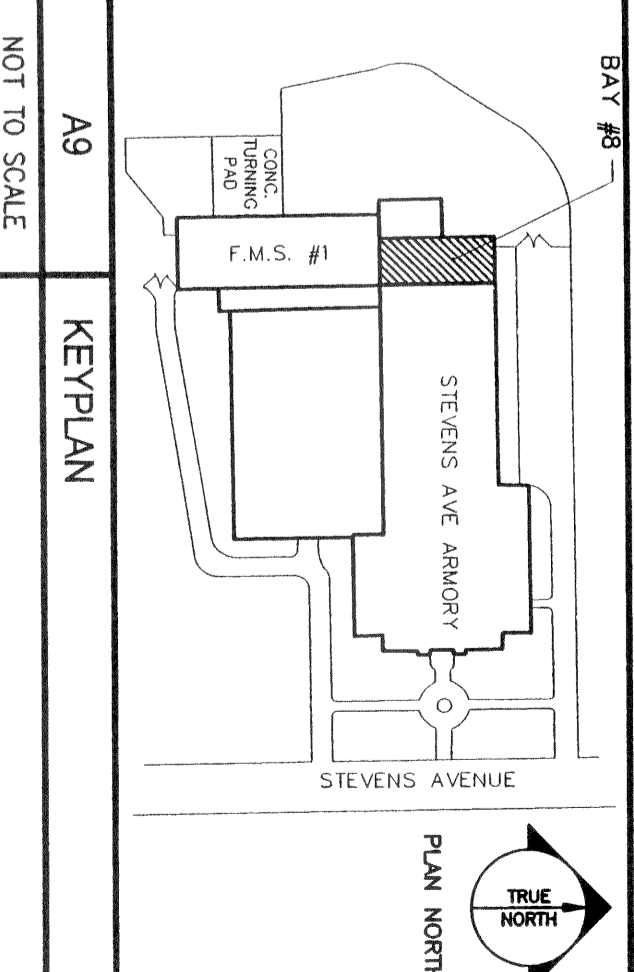


KEYED NOTE:
 (1) REMOVE ALL EXISTING PIPING AND EQUIPMENT HANGERS/SUPPORTS ATTACHED TO THE ROOF STRUCTURE AND PROVIDE TEMPORARY SUPPORT MODIFICATIONS FOR ROOF STRUCTURAL MODIFICATIONS.

E1 MECHANICAL PART PLAN



KEYED NOTE:
 (1) INSTALL NEW PIPING AND EQUIPMENT HANGERS/SUPPORTS AS REQUIRED FOR EXISTING INSTALLATIONS. COORDINATE WITH STRUCTURAL DOCUMENTS POINTS OF ANCHORING AND BEAM ATTACHMENTS.
 (2) EXTEND VENT PIPING 2'-0\"/>




MH-100

MECHANICAL AND MECHANICAL DEMOLITION PLANS
 REPLACE BAY #8 ROOF SYSTEM
 F.M.S. #1
 PORTLAND, MAINE

Date: 03-10-2006
 Drawn By: REW
 Checked By: HAG
 Project Mgr: WFF
 Project No: 06009
 Cad File: 06009M.DWG
 Graphic Scale: 0 1"

REVISIONS

NUMBER	DATE	BY	DESCRIPTION



Allied Engineering
 Structural Mechanical Electrical Commissioning

160 Veranda Street
 Portland, Maine 04103
 T: 207.221.2260
 F: 207.221.2266
 Web: www.allied-eng.com