

DESIGNED BY: JEG
 DRAWN BY: MJC
 CHECKED BY: DNM
 PROJECT: 21502.10

UNIVERSITY OF NEW ENGLAND
 PORTLAND CAMPUS
 STEVEN AVENUE ARMORY
 716 STEVENS AVE
 PORTLAND, MAINE 04103
 (T) 207-285-0171

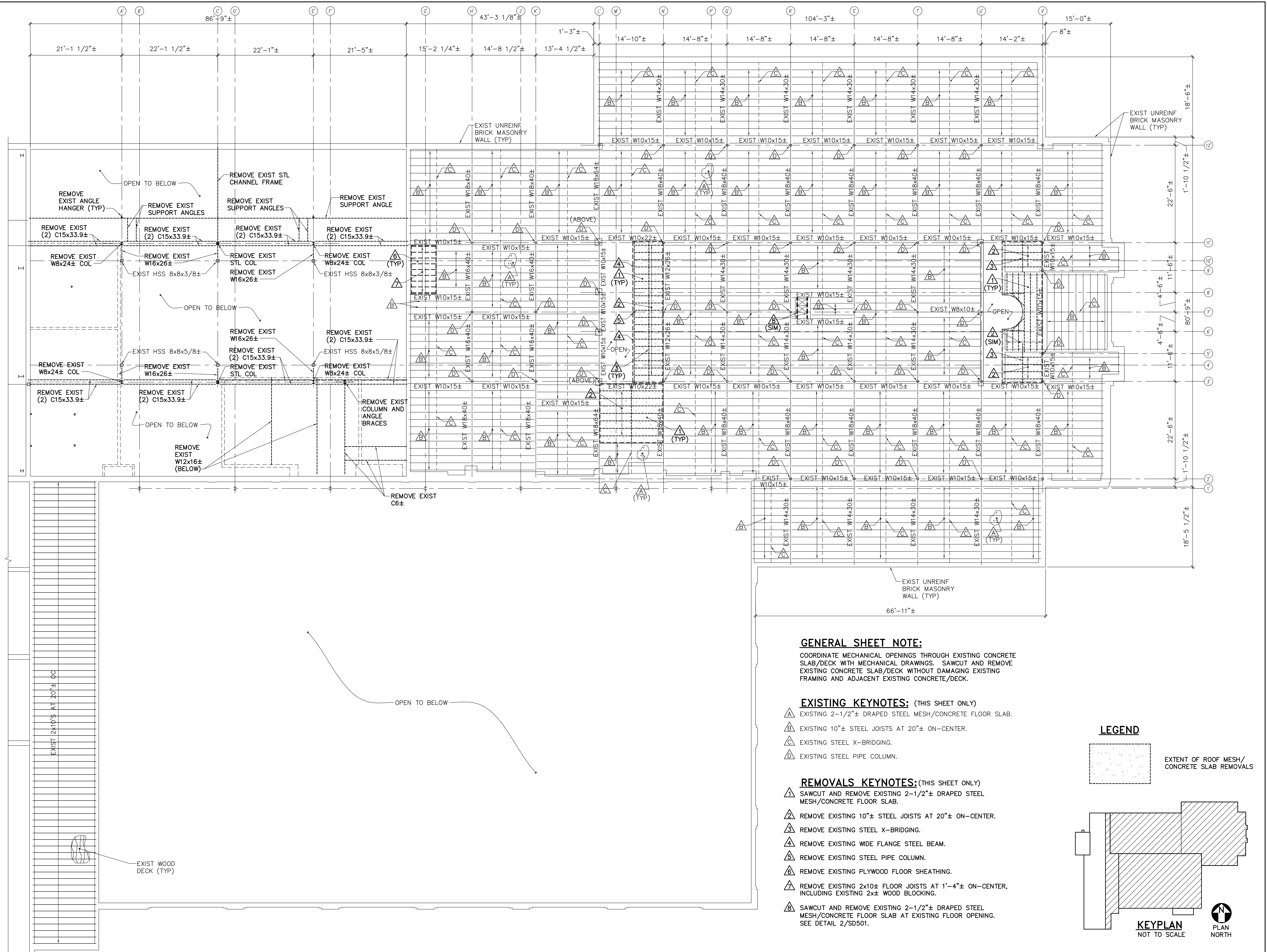
RENOVATIONS TO THE
 STEVENS AVENUE ARMORY

SECOND FLOOR
 FRAMING
 REMOVALS
 PLAN

SCALE: AS NOTED
 DATE: 05-24-16

DWG. SD104

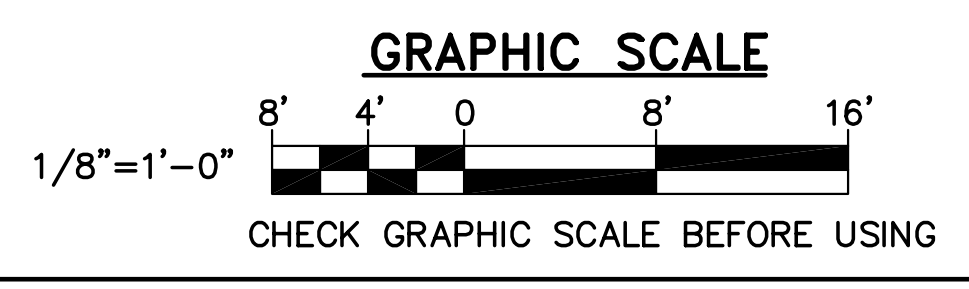
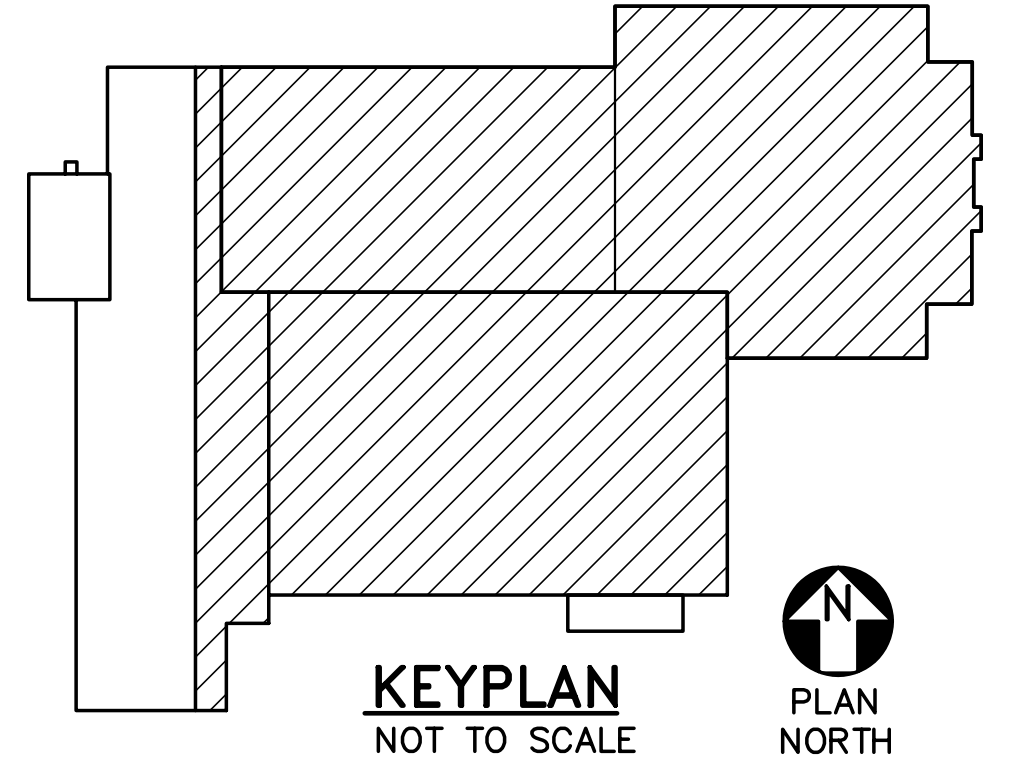
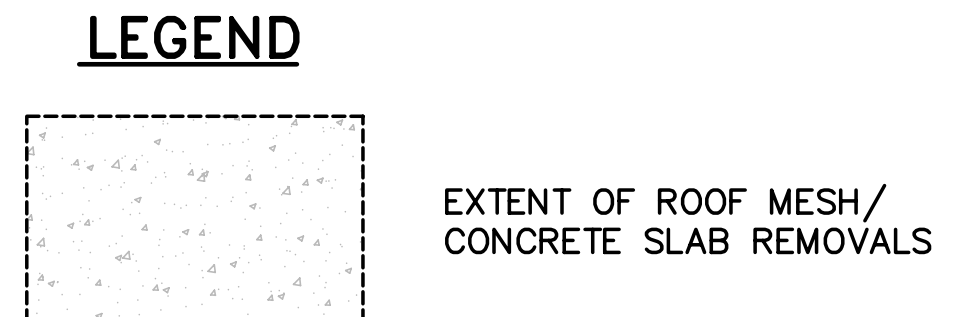
SHEET: 18 OF 169



GENERAL SHEET NOTE:
 COORDINATE MECHANICAL OPENINGS THROUGH EXISTING CONCRETE SLAB/DECK WITH MECHANICAL DRAWINGS. SAWCUT AND REMOVE EXISTING CONCRETE SLAB/DECK WITHOUT DAMAGING EXISTING FRAMING AND ADJACENT EXISTING CONCRETE/DECK.

- EXISTING KEYNOTES: (THIS SHEET ONLY)**
- △ EXISTING 2-1/2"± DRAPED STEEL MESH/CONCRETE FLOOR SLAB.
 - △ EXISTING 10"± STEEL JOISTS AT 20"± ON-CENTER.
 - △ EXISTING STEEL X-BRIDGING.
 - △ EXISTING STEEL PIPE COLUMN.

- REMOVALS KEYNOTES: (THIS SHEET ONLY)**
- △ SAWCUT AND REMOVE EXISTING 2-1/2"± DRAPED STEEL MESH/CONCRETE FLOOR SLAB.
 - △ REMOVE EXISTING 10"± STEEL JOISTS AT 20"± ON-CENTER.
 - △ REMOVE EXISTING STEEL X-BRIDGING.
 - △ REMOVE EXISTING WIDE FLANGE STEEL BEAM.
 - △ REMOVE EXISTING STEEL PIPE COLUMN.
 - △ REMOVE EXISTING PLYWOOD FLOOR SHEATHING.
 - △ REMOVE EXISTING 2x10± FLOOR JOISTS AT 1'-4"± ON-CENTER, INCLUDING EXISTING 2x± WOOD BLOCKING.
 - △ SAWCUT AND REMOVE EXISTING 2-1/2"± DRAPED STEEL MESH/CONCRETE FLOOR SLAB AT EXISTING FLOOR OPENING. SEE DETAIL 2/SD501.



1 SECOND FLOOR FRAMING REMOVALS PLAN
 SD104 SCALE: 1/8"=1'-0"