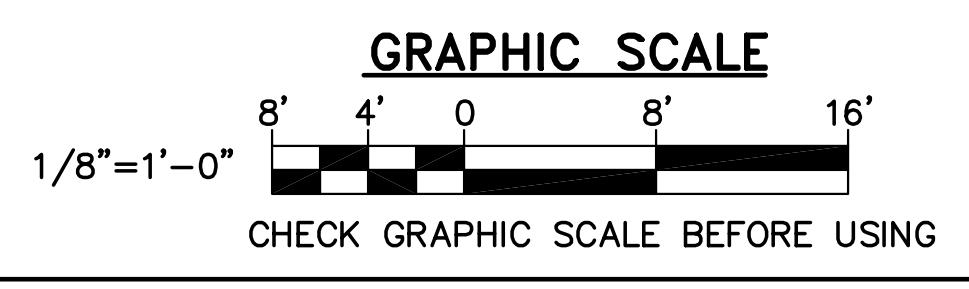
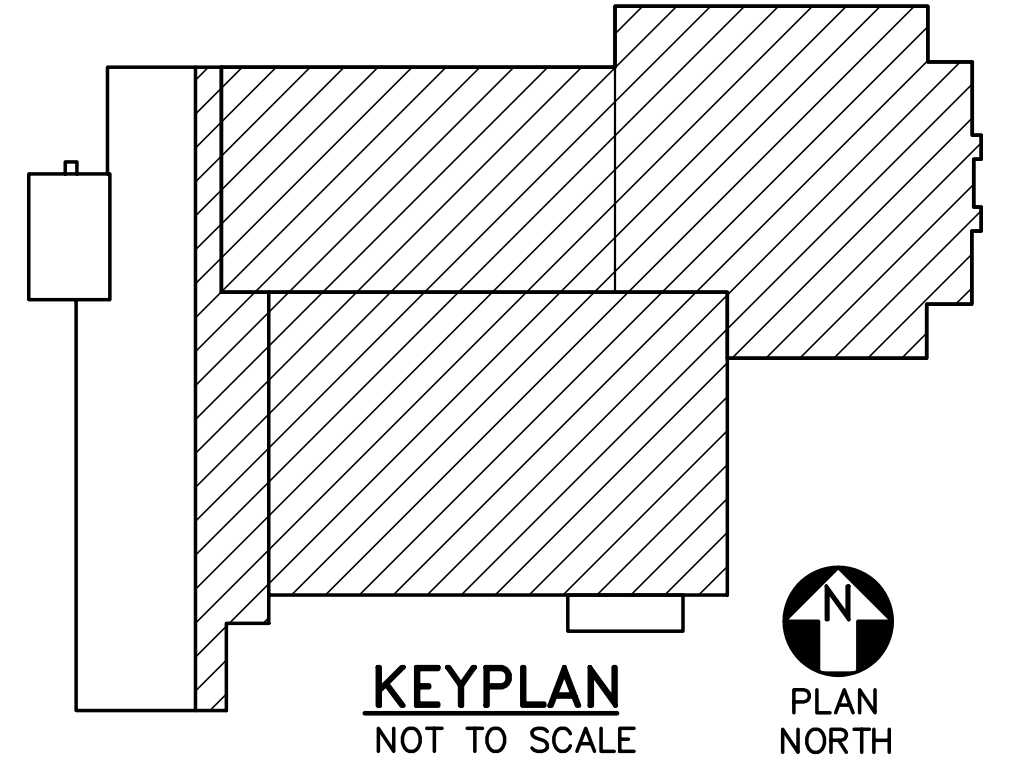


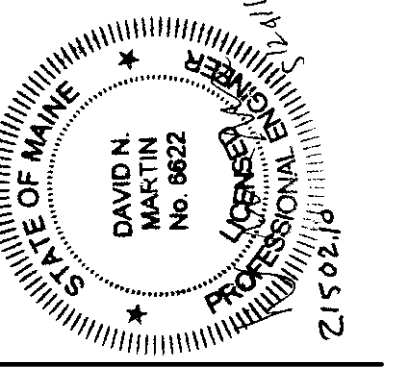
FOOTING SCHEDULE				
TYPE	SIZE	BOTTOM REINF	TOP REINF	DETAIL
A	4'-0"x4'-0"x1'-0"	(6) #5'S EW	-	-
B	4'-0"x4'-0"x1'-0"	(5) #5'S EW	(5) #5'S EW	-
C	5'-0"x5'-0"x1'-0"	(6) #5'S EW	-	-
D	6'-0"x6'-0"x1'-0"	(6) #5'S EW	(6) #5'S EW	-
E	7'-0"x7'-0"x1'-0"	(6) #5'S EW	(6) #5'S EW	-
F	8'-0"x6'-0"x1'-0"	(9) #5'S SW, (7) #5'S LW	-	1/SB401
G	8'-0"x6'-0"x1'-6"	(9) #5'S SW, (7) #5'S LW	-	4/SB401
H	8'-0"x8'-0"x1'-0"	(9) #5'S EW	-	6/SB401
J	10'-0"x8'-0"x1'-0"	(11) #5'S SW, (9) #5'S LW	-	8/SB401

**DRAWING NOTES:**

- SEE SHEET SB102 FOR FOUNDATION KEYNOTES.
- SEE DETAIL 4/C-501 FOR FOUNDATION PREPARATION AND DRAIN DETAIL.
- SEE SHEET SF601 FOR BASE PLATE SCHEDULE.



**1 FOUNDATION PART PLAN**  
SB101 SCALE: 1/8"=1'-0"  
PLAN NORTH



DESIGNED BY: JEG  
DRAWN BY: MJC  
CHECKED BY: DNM  
PROJECT: 21502.10

**UNIVERSITY OF NEW ENGLAND  
PORTLAND CAMPUS**  
STEVEN AVENUE ARMORY  
716 STEVEN AVENUE  
PORTLAND, MAINE 04103  
(1207) 265-0171

**RENOVATIONS TO THE  
STEVEN AVENUE ARMORY**

**FOUNDATION  
PART  
PLAN**

SCALE: AS NOTED  
DATE: 05-24-16

DWG. **SB101**