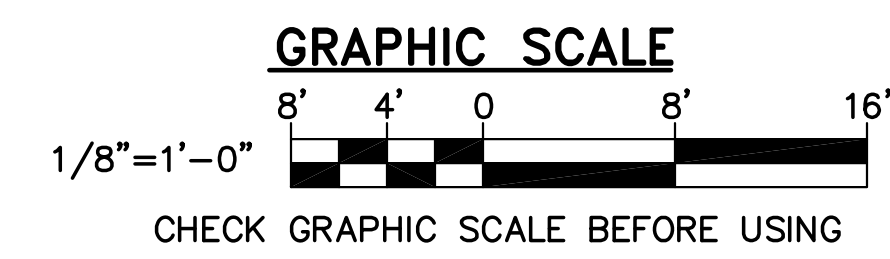
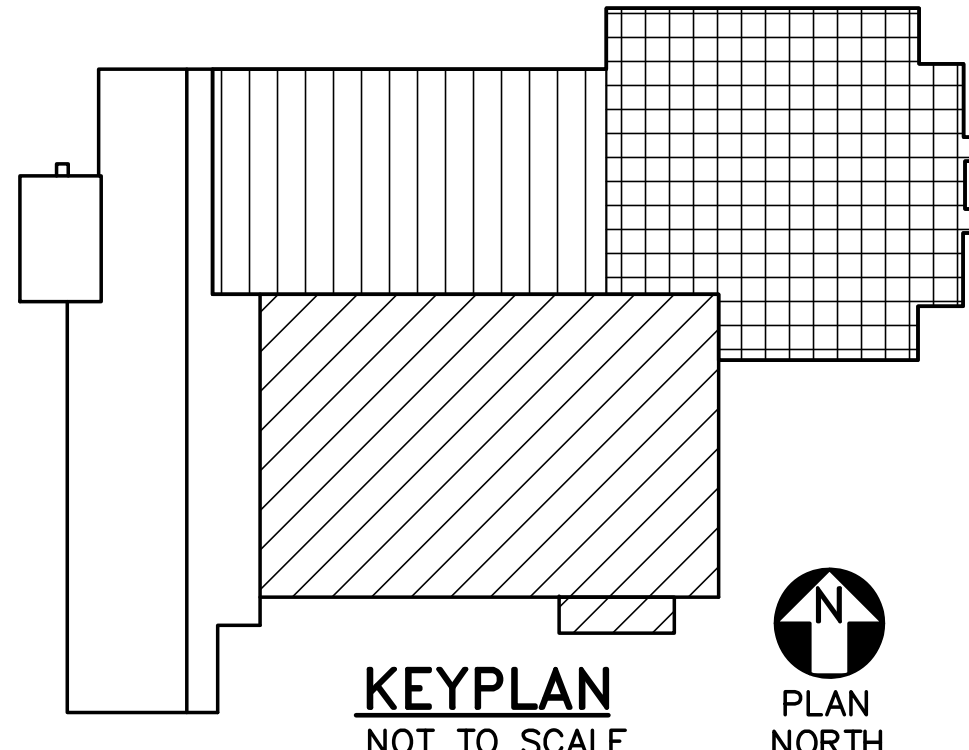


- DRAWING NOTES**
- REFER TO GENERAL NOTES ON FX001 FOR SYSTEM REQUIREMENTS.
 - SPRINKLER SYSTEM LAYOUT IS TAKEN FROM RECORD DRAWINGS, 2010. PIPING WAS NOT FIELD VERIFIED.
 - REMOVALS TO INCLUDE PIPE, HEADS, HANGERS AND SUPPORTS.
- DRAWING KEYNOTES**
- REMOVE SPRINKLER HEADS ABOVE CEILING.
 - EXISTING SPRINKLER SYSTEM SERVING THE MAINE NATIONAL GUARD VEHICLE MAINTENANCE FACILITY SHALL REMAIN OPERATIONAL FOR THE DURATION OF THE PROJECT.
 - NO SPRINKLER COVERAGE IN THIS AREA.
 - REMOVE SPRINKLER PIPING, HANGERS AND ACCESSORIES IN THIS AREA. VERIFY IN FIELD PINNING ARRANGEMENT. SPACE WAS INACCESSIBLE AT TIME OF FIELD VERIFICATION.

1 FIRST FLOOR FIRE SUPPRESSION REMOVALS PART PLAN
 FD102 SCALE: 1/8"=1'-0"



**FIRST FLOOR
 FIRE
 SUPPRESSION
 REMOVALS
 PART PLAN**

SCALE: AS NOTED
 DATE: 05-24-16

DWG. **FD102**


SHEET: 106 of 169

**UNIVERSITY OF NEW ENGLAND
 PORTLAND CAMPUS**
 STEVEN AVENUE ARMORY
 716 STEVENS AVE
 PORTLAND, MAINE 04103
 T (207)283-0171

**RENOVATIONS TO THE
 STEVENS AVENUE ARMORY**

DESIGNED BY:
 DRAWN BY:
 CHECKED BY:
 PROJECT:

MISA RDA CAL
 21502.10



**OAK POINT
 ASSOCIATES**
 23 Main Street, Scarborough, Maine 04105 (172)7263030
 www.oakpoint.com

24 May 2016 11:20am
 C:\drive\21502.10-FD102.dwg