
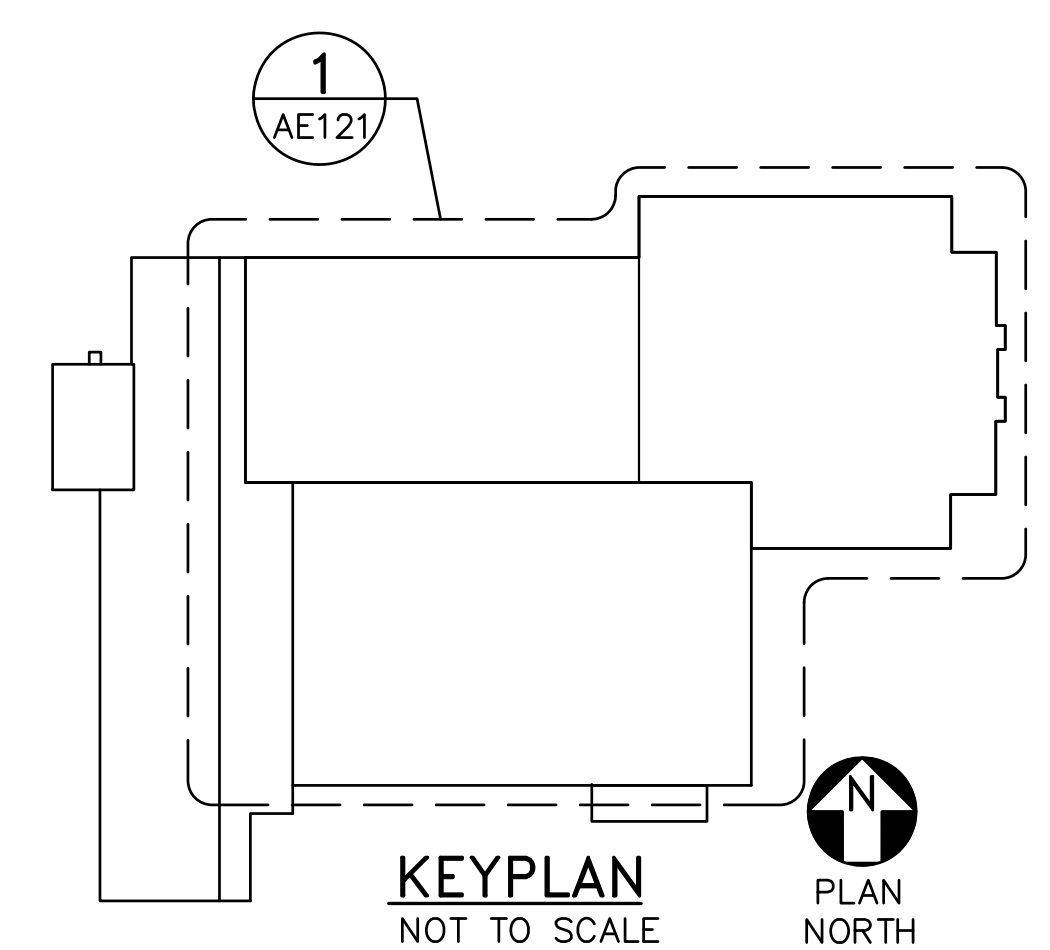
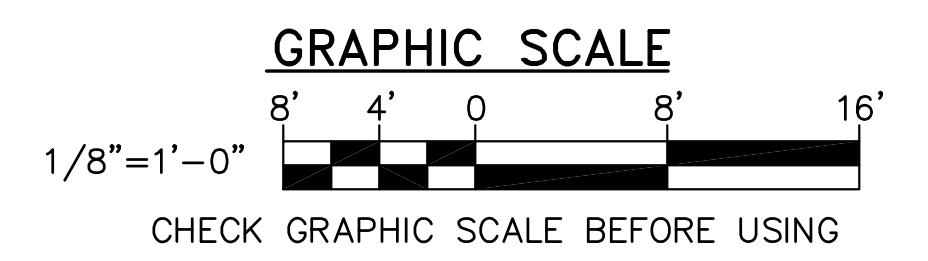


NOTES:
 SEE SHEET AE120 FOR MECHANICAL DUCTWORK, EQUIPMENT AND DETAIL REFERENCES NOT SHOWN THIS SHEET FOR CLARITY.

ROOF LEGEND (FOR SHEETS AE120-AE121)

- ☒ SKYLIGHT
- RD □ ROOF DRAIN - SEE DETAIL 2/AE501
- HP HIGH POINT
- ▨ AREA OF TAPERED INSULATION
- EF ⊙ EXHAUST FAN
- ⊠ GOOSENECK
- VTR VENT THROUGH ROOF
- WALKWAY PADS
- ☒ SKYLIGHT
- △ TAPERED INSULATION/CRICKET
- ROOF SLOPE

1 ROOF PLAN
 AE121 SCALE: 1/8"=1'-0"



DESIGNED BY: TGB
 DRAWN BY: TGB
 CHECKED BY: TGB
 PROJECT: 21502.10

**UNIVERSITY OF NEW ENGLAND
 PORTLAND CAMPUS**
 STEVEN AVENUE ARMORY
 718 STEVENS AVE
 PORTLAND, MAINE 04103
 (1) 207 283-0171

**RENOVATIONS TO THE
 STEVENS AVENUE ARMORY**

**PARTIAL
 ROOF
 PLAN**

SCALE: AS NOTED
 DATE: 05-24-16

DWG. **AE121**