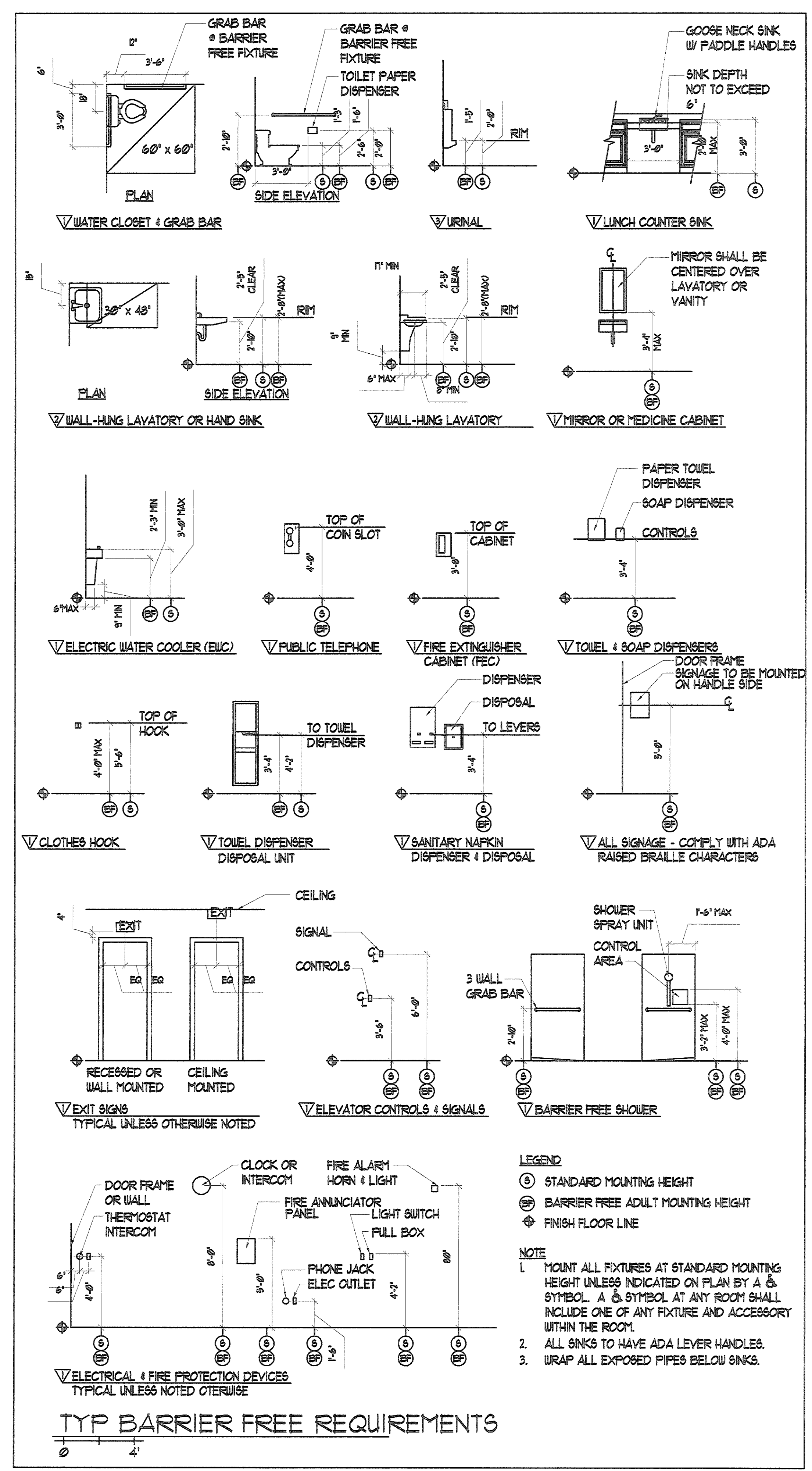
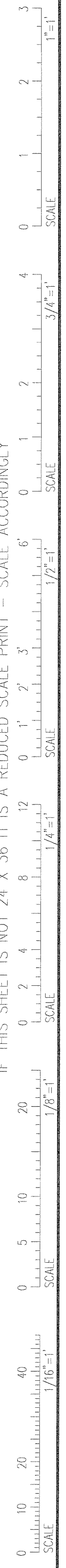
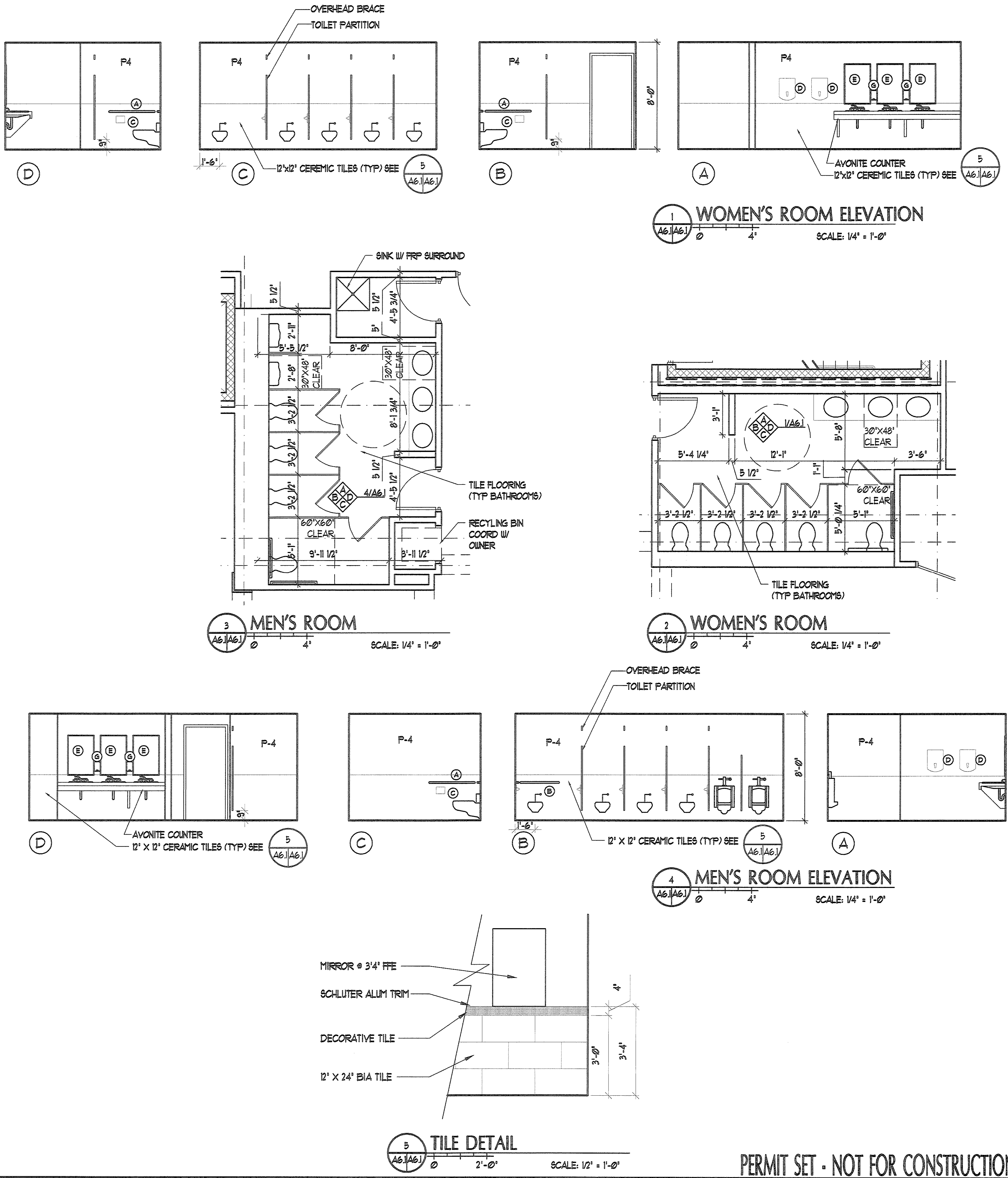


IF THIS SHEET IS NOT 24 X 36 IT IS A REDUCED SCALE PRINT - SCALE ACCORDINGLY



**LEGEND**  
 (C) STANDARD MOUNTING HEIGHT  
 (E) BARRIER FREE ADULT MOUNTING HEIGHT  
 (F) FINISH FLOOR LINE

**NOTE**  
 1. MOUNT ALL FIXTURES AT STANDARD MOUNTING HEIGHT UNLESS INDICATED ON PLAN BY A (C) SYMBOL. A (E) SYMBOL AT ANY ROOM SHALL INCLUDE ONE OF ANY FIXTURE AND ACCESSORY WITHIN THE ROOM.  
 2. ALL SINKS TO HAVE ADA LEVER HANDLES.  
 3. WRAP ALL EXPOSED PIPES BELOW SINKS.



**PORT CITY ARCHITECTURE**  
 65 NEWBURY STREET  
 PORTLAND, ME 04101  
 207.761.9000  
 fax: 207.761.2010  
 lita@portcityarch.com

**PERMIT SET  
 NOT FOR  
 CONSTRUCTION**

**UNIVERSITY OF NEW ENGLAND  
 COLLEGE OF  
 PHARMACY  
 CLASSROOMS**  
 76 STEVENS AVENUE, PORTLAND, ME

DATE	DESCRIPTION
3/17/2009	Date Issued
08518	Project Number

**SHEET NAME**  
**ADA & BATH  
 INTERIOR ELEV.**  
 Drawn By: EAC  
 Checked By: LAS  
 LL  
**A6.1**

**PERMIT SET - NOT FOR CONSTRUCTION**