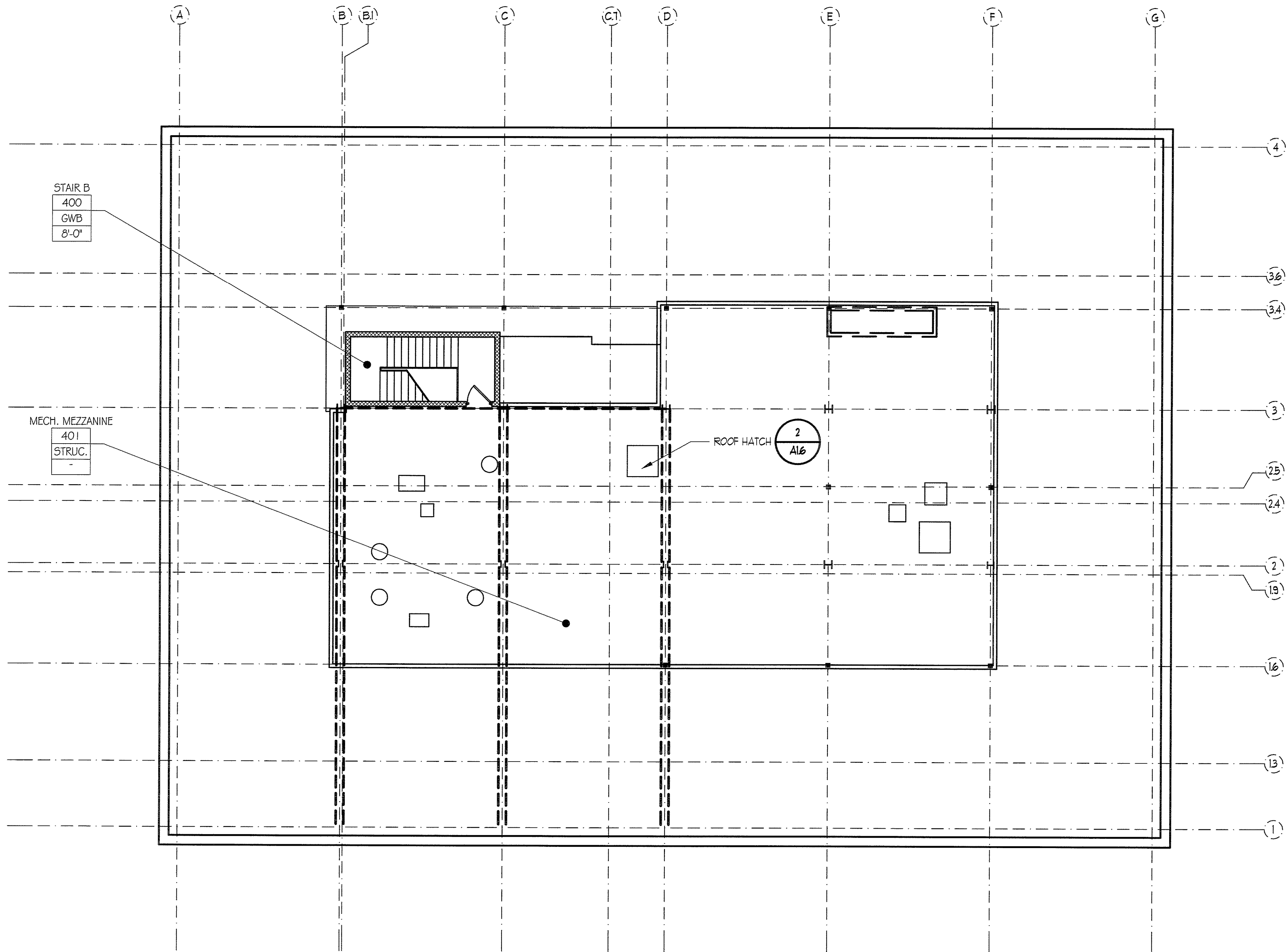
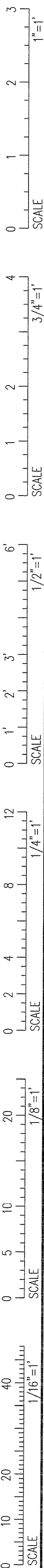
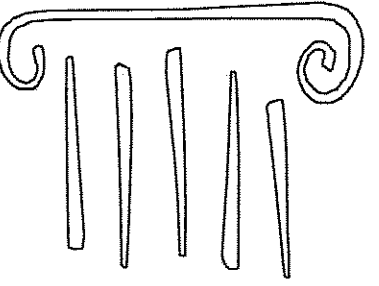


IF THIS SHEET IS NOT 24 X 36 IT IS A REDUCED SCALE PRINT - SCALE ACCORDINGLY



MECHANICAL MEZZANINE RCP
 SCALE: 1/8" = 1'-0"



PORT CITY ARCHITECTURE

65 NEWBURY STREET
 PORTLAND, ME 04101
 207.761.9000
 fax: 207.761.2010
 lita@portcityarch.com

JACOBS CONSULTANCY
 OP&R Laboratory Planning Practice

VANZELM ENGINEERS
 VANZELM BETWOOD & SHADPOFF, INC.

BECKER structural engineers, inc.

SYTDesign CONSULTANTS
 CIVIL ENGINEERING & LANDSCAPE ARCHITECTURE

ALLIED/COOK CONSTRUCTION

Favreau ELECTRIC

Titan Mechanical
 High Quality Mechanical Contractors

UNIVERSITY OF NEW ENGLAND

COLLEGE OF PHARMACY

716 STEVENS AVENUE, PORTLAND, ME

#	DATE	DESCRIPTION
		BID SET
	02/08/08	Date Issued
	06506	Project Number

SHEET NAME
MECHANICAL MEZZ. RCP

Drawn By
 EC, AM, BK

Checked By
 LAS

A2.5

BID SET - NOT FOR CONSTRUCTION