IF THIS SHEET IS NOT 24 X 36 IT IS A REDUCED SCALE PRINT – SCALE ACCORDINGLY

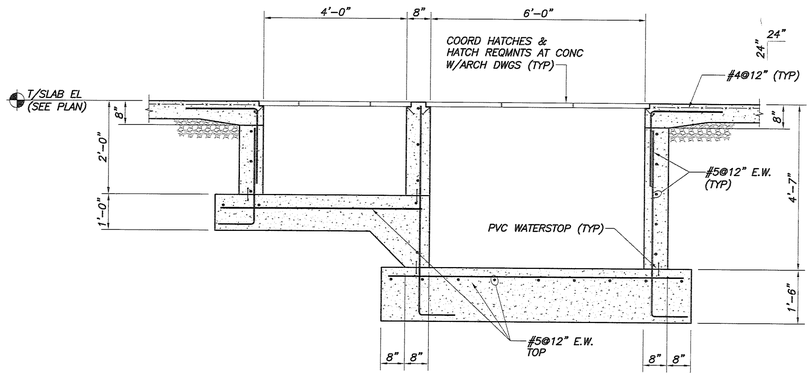

SECTION 1/2"=1'-0" (1 / S1.1)

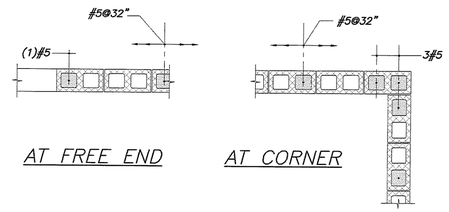

AT FREE END AT CORNER

TYP PLAN DETAILS AT CMU WALLS
N.T.S.

NOTES:
1. PROVIDE LADUR TIE HORIZ REINF @16" O.C., UN.O.
2. PROVIDE BOND BEAMS W/2#5 CONT @ TOP OF ALL WALLS & AT 48" O.C. MAX.
3. ALL REINFORCED CELLS ARE TO BE GROUTED.
4. LAP BARS AT SPLICES MIN. 48 BAR DIAMETERS.

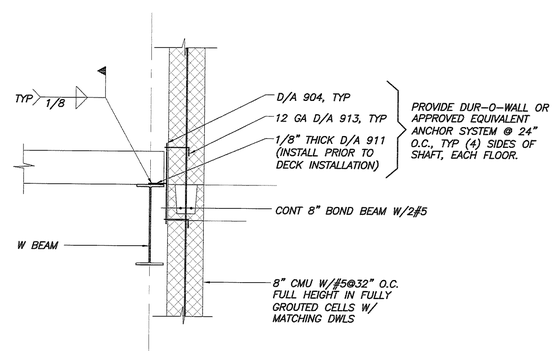

TYP CMU SHAFT WALL ANCHORAGE
N.T.S.

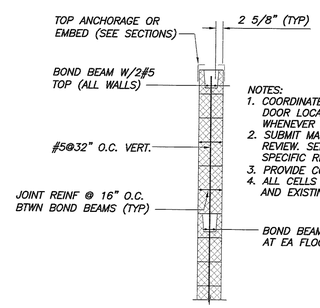

NOTES:
1. COORDINATE BOND BEAM LOCATIONS WITH WINDOW & DOOR LOCATIONS PROVIDE CONTINUOUS BOND BEAMS WHENEVER POSSIBLE.
2. SUBMIT MASONRY REINFORCING SHOP DRAWINGS FOR REVIEW. SEE THE GENERAL NOTES & SPECS FOR SPECIFIC REQUIREMENTS.
3. PROVIDE CORNER BARS FOR BOND BEAM REINF W/36" LAP.
4. ALL CELLS SHALL BE GROUTED @ FIRE WALL BETWEEN NEW AND EXISTING BUILDING.

CMU WALL SECTION
N.T.S.

CMU LINTEL SCHEDULE

MARK	CLEAR SPAN	WIDTH	DEPTH	REINF
L1	< 6'-0"	8"	8"	2#5 CONT
L2	6'-0" – 8'-0"	8"	16"	2#5 CONT

BID SET - NOT FOR CONSTRUCTION

COPYRIGHT: Reuse or reproduction of the contents of this document is not permitted without written permission of PORT CITY ARCHITECTURE PA

PORT CITY ARCHITECTURE
65 NEWBURY STREET
PORTLAND, ME 04101
207.761.9000
fax: 207.761.2010
lita@portcityarch.com

JACOBS CONSULTANCY
GPR Laboratory Planning Practice
VANZELM ENGINEERS
VANZELM HEYWOOD & SHADFORD, INC.
BECKER structural engineers, inc.
SYTDesign CONSULTANTS
CIVIL ENGINEERING & LANDSCAPE ARCHITECTURE
ALLIED/COOK CONSTRUCTION
Favreau ELECTRIC
Titan Mechanical, Inc.
Design Build Engineering - Mechanical Contracting

UNIVERSITY OF NEW ENGLAND
COLLEGE OF PHARMACY
716 STEVENS AVENUE, PORTLAND, ME

#	DATE	DESCRIPTION
		BID SET
Date Issued		02/08/08
Project Number		06506

SHEET NAME
CONCRETE SECTIONS

Drawn By APP
Checked By DSB

S2.4