

# UNIVERSITY OF NEW ENGLAND COLLEGE OF PHARMACY

Portland, Maine







FEBRUARY 8, 2007

LIST OF DRAWINGS

BID SET  
NOT FOR CONSTRUCTION



IF THIS SHEET IS NOT 24 X 36 IT IS A REDUCED SCALE PRINT - SCALE ACCORDINGLY



|       |   |       |                                    |       |  |       |  |
|-------|---|-------|------------------------------------|-------|--|-------|--|
| T1.1  | TITLE SHEET - PACKAGE 1                         | A0.0  | WALL TYPES                         | T2.1  | TITLE SHEET - PACKAGE 2                  | E0.0  | ELECTRICAL LEGEND                              |
| T1.2  | ABBREVIATIONS AND NOTES                         | A1.0  | LOWER LEVEL PLAN (NO VIVARIUM)     | F0.1  | GENERAL NOTES ETC.                       | E0.1  | ELECTRICAL GENERAL NOTES                       |
| -     | CAMPUS VICINITY PLAN                            | A1.1  | LOWER LEVEL PLAN                   | F0.2  | GENERAL NOTES ETC.                       | EL1.0 | ELECTRICAL LIGHTING PLAN - LOWER LEVEL         |
| C-100 | EXISTING CONDITIONS & DEMOLITION PLAN           | A1.2  | FIRST FLOOR PLAN                   | F1.0  | LOWER LEVEL W/ VIVARIUM                  | EL1.1 | ELECTRICAL LIGHTING PLAN - LOWER LEVEL - ALT.  |
| C-101 | SITE PLAN                                       | A1.3  | SECOND FLOOR PLAN                  | F1.1  | FIRST FLOOR                              | EL1.2 | ELECTRICAL LIGHTING PLAN - FIRST FLOOR         |
| C-102 | GRADING, DRAINAGE & EROSION CONTROL             | A1.4  | THIRD FLOOR PLAN                   | F1.2  | SECOND FLOOR                             | EL1.3 | ELECTRICAL LIGHTING PLAN - SECOND FLOOR        |
| C-103 | SITE UTILITY PLAN                               | A1.5  | ATTIC PLAN                         | F1.3  | THIRD FLOOR                              | EL1.4 | ELECTRICAL LIGHTING PLAN - THIRD FLOOR         |
| C-104 | LANDSCAPE PLAN                                  | A1.6  | ROOF PLAN                          | F2.0  | LOWER LEVEL ELEVATIONS                   | EL1.5 | ELECTRICAL LIGHTING PLAN - ATTIC               |
| C-300 | EROSION, SEDIMENTATION CONTROL & SPECIFICATIONS | A2.0  | LOWER LEVEL RCP PLAN (NO VIVARIUM) | F2.1  | FIRST FLOOR ELEVATIONS                   | EP1.0 | ELECTRICAL POWER PLAN - LOWER LEVEL            |
| C-301 | SITE DETAILS                                    | A2.1  | LOWER LEVEL RCP PLAN               | F2.2  | SECOND FLOOR ELEVATIONS                  | EP1.1 | ELECTRICAL POWER PLAN - LOWER LEVEL - ALT.     |
| C-302 | SITE DETAILS                                    | A2.2  | FIRST FLOOR RCP                    | F2.3  | THIRD FLOOR ELEVATIONS                   | EP1.2 | ELECTRICAL POWER PLAN - FIRST FLOOR            |
| C-303 | SITE DETAILS                                    | A2.3  | SECOND FLOOR RCP                   | F2.4  | THIRD FLOOR ELEVATIONS                   | EP1.3 | ELECTRICAL POWER PLAN - SECOND FLOOR           |
| C-304 | SITE DETAILS                                    | A2.4  | THIRD FLOOR RCP                    | F3.1  | FIXED CASEWORK DETAILS                   | EP1.4 | ELECTRICAL POWER PLAN - THIRD FLOOR            |
|       |   | A2.5  | MECHANICAL MEZZANINE RCP           | F3.2  | ADD-A-DRAWER CASEWORK & MISC DETAILS     | EP1.5 | ELECTRICAL POWER PLAN - ATTIC                  |
| SU1.1 | SITE UTILITY PLAN                               | A3.1  | EAST & SOUTH ELEVATIONS            | F3.3  | MOVABLE/FIXED TABLE DETAILS              | EP1.6 | ELECTRICAL POWER PLAN - ROOF                   |
| S1.0  | GENERAL NOTES                                   | A3.2  | WEST & NORTH ELEVATION             | F3.4  | RUMHOOD DETAILS                          | E2.0  | LIGHTING PROTECTION PLAN                       |
| S1.1  | FOUNDATION PLAN                                 | A4.0  | SHORT BUILDING SECTIONS            | F3.5  | WORKSTATION DETAILS                      | E2.1  | LIGHTING PROTECTION DETAILS                    |
| S1.2  | FIRST FLOOR FRAMING PLAN                        | A4.1  | SHORT BUILDING SECTIONS            | MO.1  | MECHANICAL LEGENDS                       | E3.0  | ELECTRICAL POWER RISER DIAGRAM                 |
| S1.3  | SECOND FLOOR FRAMING PLAN                       | A4.2  | LONG BUILDING SECTION (ATRIUM)     | M1.0  | MECHANICAL LOWER LEVEL PLAN              | E3.1  | LOW-VOLTAGE RISER DIAGRAMS & SCHEDULES         |
| S1.4  | THIRD FLOOR FRAMING PLAN                        | A4.3  | LONG BUILDING SECTION (LECTURE)    | M1.1  | MECHANICAL LOWER LEVEL PLAN -ALT.        | E4.0  | ELECTRICAL SCHEDULES                           |
| S1.5  | ATTIC FRAMING PLAN                              | A4.4  | WALL SECTIONS                      | M1.2  | MECHANICAL FIRST FLOOR PLAN              | E4.1  | ELECTRICAL SCHEDULES                           |
| S1.6  | ROOF FRAMING PLAN                               | A4.5  | WALL SECTIONS                      | M1.3  | MECHANICAL SECOND FLOOR PLAN             | E4.2  | ELECTRICAL SCHEDULES                           |
| S1.7  | COLUMN SCHEDULE                                 | A4.6  | WALL SECTIONS                      | M1.4  | MECHANICAL THIRD FLOOR PLAN              | E4.3  | ELECTRICAL SCHEDULES                           |
| S1.8  | BRACE FRAME ELEVATIONS                          | A5.1  | STAIR-A PLANS                      | M1.5  | MECHANICAL ATTIC PLAN                    | E4.4  | ELECTRICAL SCHEDULES - ALTERNATE               |
| S2.1  | TYPICAL CONCRETE DETAILS                        | A5.2  | STAIR-A SECTIONS                   | M1.6  | MECHANICAL ROOF PLAN                     | E5.0  | ELECTRICAL DETAILS                             |
| S2.2  | CONCRETE SECTIONS                               | A5.3  | STAIR-B & ELEVATOR PLANS           | MP1.0 | MECHANICAL PIPING LOWER LEVEL BASE PLAN  | E5.1  | ELECTRICAL DETAILS                             |
| S2.3  | CONCRETE SECTIONS                               | A5.4  | STAIR-B & ELEVATOR PLANS           | MP1.1 | MECHANICAL PIPING LOWER LEVEL PLAN ALT.  | E6.0  | CHILLIER PLANT ELECTRICAL PLAN                 |
| S2.4  | CONCRETE SECTIONS                               | A5.5  | STAIR-B & ELEVATOR SECTIONS        | MP1.2 | MECHANICAL PIPING FIRST FLOOR PLAN       | F0.1  | PLUMBING LEGEND, SCHEDULES AND NOTES           |
| S3.1  | FRAMING SECTIONS & DETAILS                      | A5.6  | ELEVATOR SECTION W/ DETAILS        | MP1.3 | MECHANICAL PIPING SECOND FLOOR PLAN      | FS1.0 | PLUMBING LOWER LEVEL PLAN - SUPPLY             |
| S3.2  | FRAMING SECTIONS & DETAILS                      | A5.7  | EXTERIOR STAIR PLANS               | MP1.4 | MECHANICAL PIPING THIRD FLOOR PLAN       | FS1.1 | PLUMBING LOWER LEVEL PLAN - SUPPLY - ALTERNATE |
| S3.3  | FRAMING SECTIONS & DETAILS                      | A5.8  | EXTERIOR STAIR PLANS               | M2.0  | MECHANICAL LOWER LEVEL MER PART PLAN     | FS1.2 | PLUMBING FIRST FLOOR PLAN - SUPPLY             |
| S3.4  | FRAMING SECTIONS & DETAILS                      | A6.0  | ADA & BATH INTERIOR ELEVATIONS     | M2.1  | MECHANICAL LOWER LEVEL MER PART PLAN ALT | FS1.3 | PLUMBING SECOND FLOOR PLAN - SUPPLY            |
| S3.5  | FRAMING SECTIONS & DETAILS                      | A6.1  | LOWER LEVEL INTERIOR ELEVATIONS    | M2.2  | MECHANICAL ATTIC MER PART PLANS          | FS1.4 | PLUMBING THIRD FLOOR PLAN - SUPPLY             |
|       |   | A6.2  | 1ST FLOOR INTERIOR ELEVATIONS      | M2.3  | MECHANICAL ATTIC MER SECTIONS            | FU1.0 | PLUMBING LOWER LEVEL PLAN - WASTE              |
|       |   | A6.3  | 1ST FLOOR INTERIOR ELEVATIONS      | M2.4  | MECHANICAL CHILLER PLANT PART PLANS      | FU1.1 | PLUMBING LOWER LEVEL PLAN - WASTE - ALTERNATE  |
|       |   | A6.4  | 1ST FLOOR INTERIOR ELEVATIONS      | M3.1  | MECHANICAL AIR RISER DIAGRAM             | FU1.2 | PLUMBING FIRST FLOOR PLAN - WASTE              |
|       |   | A6.5  | 1ST FLOOR INTERIOR ELEVATIONS      | M3.2  | MECHANICAL STEAM RISER DIAGRAM           | FU1.3 | PLUMBING SECOND FLOOR PLAN - WASTE             |
|       |   | A6.6  | 2ND FLOOR INTERIOR ELEVATIONS      | M3.3  | MECHANICAL HOT WATER RISER DIAGRAM       | FU1.4 | PLUMBING THIRD FLOOR PLAN - WASTE              |
|       |   | A6.7  | 2ND FLOOR INTERIOR ELEVATIONS      | M3.4  | MECHANICAL CHILLED WATER RISER DIAGRAM   |       |  |
|       |   | A6.8  | 2ND FLOOR INTERIOR ELEVATIONS      | M3.5  | MECHANICAL CHILLER PLANT FLOW DIAGRAM    | M4.1  | MECHANICAL DETAILS                             |
|       |   | A6.9  | 2ND FLOOR INTERIOR ELEVATIONS      | M4.2  | MECHANICAL DETAILS                       | M4.2  | MECHANICAL DETAILS                             |
|       |   | A6.10 | 3RD FLOOR INTERIOR ELEVATIONS      | M4.3  | MECHANICAL DETAILS                       | M4.3  | MECHANICAL DETAILS                             |
|       |   | A6.11 | 3RD FLOOR INTERIOR ELEVATIONS      | M4.4  | MECHANICAL DETAILS                       | M4.4  | MECHANICAL DETAILS                             |
|       |   | A6.12 | 3RD FLOOR INTERIOR ELEVATIONS      | M4.5  | MECHANICAL DETAILS                       | M4.5  | MECHANICAL DETAILS                             |
|       |   | A6.13 | 3RD FLOOR INTERIOR ELEVATIONS      | M4.6  | MECHANICAL DETAILS                       | M5.1  | MECHANICAL TEMPERATURE CONTROLS                |
|       |   | A6.14 | 3RD FLOOR INTERIOR ELEVATIONS      |       |  | M5.2  | MECHANICAL TEMPERATURE CONTROLS                |
|       |   | A6.15 | DETAILS                            |       |  | M5.3  | MECHANICAL TEMPERATURE CONTROLS                |
| A1.1  | DOOR SCHEDULE                                   | A7.1  | DETAILS                            | M6.1  | MECHANICAL EQUIPMENT SCHEDULES           | FP0.1 | FIRE PROTECTION LEGEND, SCHEDULE AND NOTES     |
| A1.2  | WINDOW SCHEDULE                                 | A8.1  | DETAILS                            | M6.2  | MECHANICAL EQUIPMENT SCHEDULES           | FP1.1 | FIRE PROTECTION FLOOR PLANS                    |
| A1.3  | ROOM FINISH SCHEDULE                            | A9.3  | SECOND FLOOR FINISH PLAN           | M6.3  | MECHANICAL EQUIPMENT SCHEDULES           |       |  |
|       |   | A9.4  | THIRD FLOOR FINISH PLAN            | M6.4  | MECHANICAL EQUIPMENT SCHEDULES           |       |  |
|       |   | A10.1 | CHILLER PLANT                      | M6.4  | MECHANICAL EQUIPMENT SCHEDULES           |       |  |

PACKAGE 1: CIVIL, STRUCTURAL & ARCHITECTURAL

**PORT CITY ARCHITECTURE**  
65 NEWBURY STREET  
PORTLAND, ME 04101  
207.761.9000  
fax: 207.761.2010  
lita@portcityarch.com

**JACOBS CONSULTANCY**  
GPR Laboratory Planning Practice

**VANZELM ENGINEERS**  
VANZELM HETWOOD & SHAWFORD, INC.

**BECKER structural engineers, inc.**

**SYTDesign CONSULTANTS**  
CIVIL ENGINEERING & LANDSCAPE ARCHITECTURE

**Allied/Cook CONSTRUCTION**

**Favreau ELECTRIC**

**Titan Mechanical**

**UNIVERSITY OF NEW ENGLAND COLLEGE OF PHARMACY**  
716 STEVENS AVENUE, PORTLAND, ME

| DATE                 | DESCRIPTION |
|----------------------|-------------|
|                      | BID SET     |
| Date Issued          | 02/08/08    |
| Project Number       | 06506       |
| SHEET NAME           |             |
| <b>TITLE SHEET 1</b> |             |
| Drawn By             | EC, AM, EK  |
| Checked By           | LAS         |
| <b>T1.1</b>          |             |

**BID SET - NOT FOR CONSTRUCTION**

COPYRIGHT: Reuse or reproduction of the contents of this document is not permitted without written permission of PORT CITY ARCHITECTURE PA