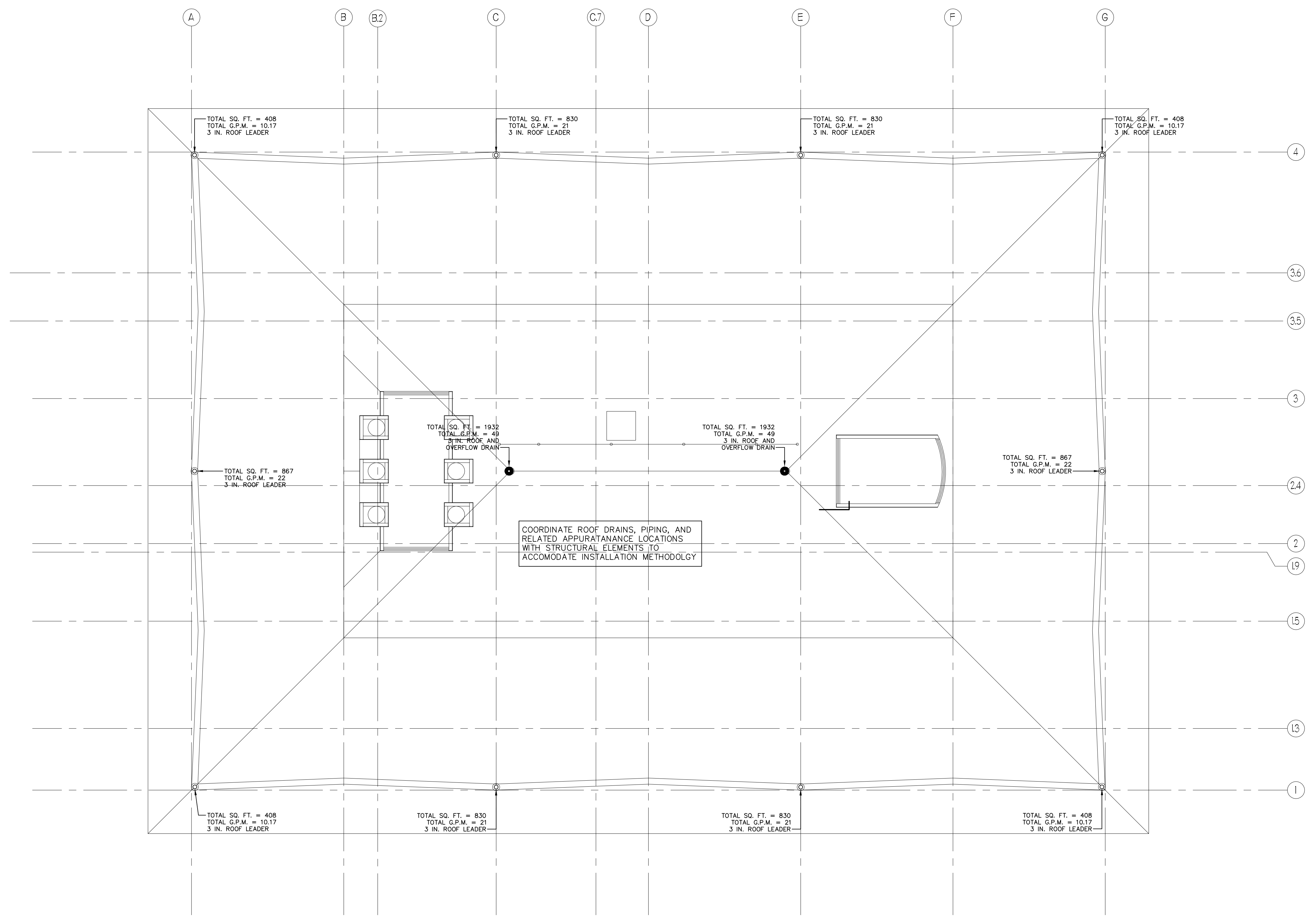
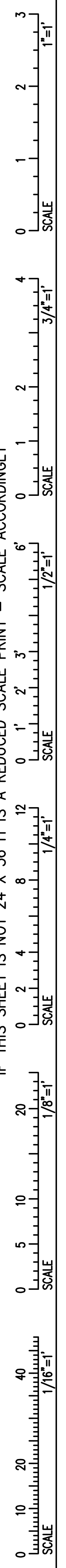
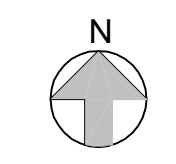


IF THIS SHEET IS NOT 24 X 36 IT IS A REDUCED SCALE PRINT - SCALE ACCORDINGLY

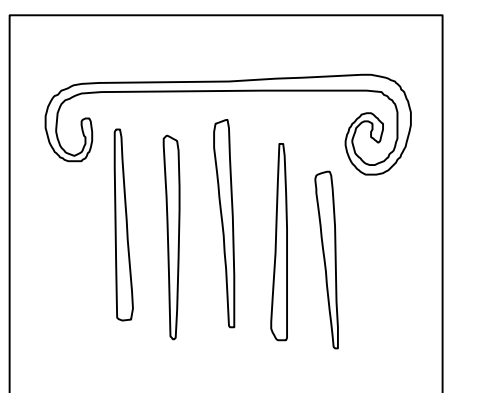


COORDINATE ROOF DRAINS, PIPING, AND RELATED APPURTANANCE LOCATIONS WITH STRUCTURAL ELEMENTS TO ACCOMMODATE INSTALLATION METHODOLOGY

**1 PLUMBING ROOF PLAN**  
Scale: 1/8"=1'-0"




**PERMIT SET - NOT FOR CONSTRUCTION**



**PORT CITY ARCHITECTURE**

65 NEWBURY STREET  
PORTLAND, ME 04101  
207.761.9000  
fax: 207.761.2010  
lita@portcityarch.com



**VANZELM ENGINEERS**

VANZELM HEYWOOD & SHADFORD, INC.  
10 TALCOTT NOYSE FARMINGTON, CT 06032  
TEL: (860)284-5064 FAX: (860)284-5066  
PROJECT NO.: 2007120.00

**BECKER**  
structural engineers, inc.

**SYTDesign CONSULTANTS**  
CIVIL ENGINEERING & LANDSCAPE ARCHITECTURE



#	DATE	DESCRIPTION
		PERMIT SET
	01/24/08	Date Issued
	06506	Project Number

SHEET NAME  
**PLUMBING ROOF PLAN**

Drawn By  
**SMS**

Checked By  
**DWM**

**P1.6**