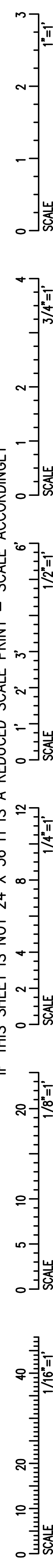


IF THIS SHEET IS NOT 24 X 36 IT IS A REDUCED SCALE PRINT - SCALE ACCORDINGLY



### HOT WATER BOILER SCHEDULE

UNIT NO.	LOCATION	SERVING	MANUFACTURER	MODEL & SIZE	GAS			GAS PRESS. REQ'D. "WC	BOILER HP	STACK GAS CFM	BURNER DATA			REMARKS		
					GROSS OUTPUT (MBH)	MAX. INPUT (MBH)	NET I=B=R OUTPUT (MBH)				MANUFACTURER	MODEL & SIZE	HP		VOLTS	PH
B-1	LOWER LEVEL MER	HOT WATER SYSTEM	HB SMITH	28A-W-7	1699	2163	1477	-	51	876	POWERFLAME	J50A-15	1/3	120	1	-
B-2	LOWER LEVEL MER	HOT WATER SYSTEM	HB SMITH	28A-W-7	1699	2163	1477	-	51	876	POWERFLAME	J50A-15	1/3	120	1	-

### STEAM BOILER SCHEDULE

UNIT NO.	LOCATION	SERVING	MANUFACTURER	MODEL & SIZE	GAS			GPH	BOILER HP	STACK GAS CFM	#/HR.	PRESS. P.S.I.	MHP	PH	VOLTS	DEAERATOR TANK DATA			PUMPS			REMARKS					
					GROSS OUTPUT (MBH)	MAX. INPUT (FT3/HR)	GAS PRESS. REQ'D. "WC									RATING (LB/HR)	TANK VOL (GAL)	TANK ARRANGEMENT	NO.	GPM	DISCH. PRESS. (PSI)		HP	PH	VOLTS		
B-3	LOWER LEVEL MER	VIVARIUM PROC STEAM	FULTON	VMP80	2678	3188	27	-	80	-	2760	60	4.8	3	460	FULTON	FP-V-80	2700	125	VERTICAL	NU	GPM	PSI	HP	PH	VOLTS	REMARKS

### EXPANSION TANK SCHEDULE

UNIT NO.	MANUFACTURER	MODEL	TANK VOLUME (GAL.)	MINIMUM ACCEPTANCE (GAL.)	LENGTH (IN.)	DIAMETER (IN.)	PHASE	REMARKS
ET-1	BELL & GOSSETT	-	-	-	-	-	-	HOT WATER SYSTEM
ET-2	BELL & GOSSETT	-	-	-	-	-	-	CHILLED WATER SYSTEM
ET-3	BELL & GOSSETT	-	-	-	-	-	-	MEDIUM TEMP. CHILLED WATER SYSTEM
ET-4	BELL & GOSSETT	-	-	-	-	-	-	VIVARIUM (CH-2) SYSTEM (ALTERNATE)

### VARIABLE FREQUENCY DRIVES (VFD)

UNIT	SERVING	LOCATION	MFG.	HP	VOLTS/HZ	PHASE	REMARKS
VFD-1	AHU-1	LOWER LEVEL MER	ABB	20	460/60	3	-
VFD-2	SF-1	LOWER LEVEL MER	ABB	1.9	460/60	3	-
VFD-3	EF-2	LOWER LEVEL MER	ABB	1.0	460/60	3	-
VFD-4	CHWP-1	LOWER LEVEL MER	ABB	7.5	460/60	3	-
VFD-5	CHWP-2	LOWER LEVEL MER	ABB	7.5	460/60	3	-
VFD-6	MCHWP-1	LOWER LEVEL MER	ABB	5	460/60	3	-
VFD-7	MCHWP-2	LOWER LEVEL MER	ABB	5	460/60	3	-
VFD-8	HWP-1	LOWER LEVEL MER	ABB	5	460/60	3	-
VFD-9	HWP-2	LOWER LEVEL MER	ABB	5	460/60	3	-
VFD-10	EF-1	LOWER LEVEL MER	ABB	1.5	460/60	3	-
VFD-11	LEF-1	MEZZANINE MER	ABB	15	460/60	3	-
VFD-12	LEF-2	MEZZANINE MER	ABB	15	460/60	3	-
VFD-13	LEF-3	MEZZANINE MER	ABB	15	460/60	3	-
VFD-14	LEF-4	MEZZANINE MER	ABB	10	460/60	3	-
VFD-15	LEF-5	MEZZANINE MER	ABB	10	460/60	3	-
VFD-16	EF-4	MEZZANINE MER	ABB	1.5	460/60	3	-
VFD-17	AHU-2 SF	MEZZANINE MER	ABB	1.5	460/60	3	-
VFD-18	AHU-2 EF	MEZZANINE MER	ABB	7.5	460/60	3	-
VFD-19	AHU-3 SF	MEZZANINE MER	ABB	30	460/60	3	-

### AIR SEPARATOR SCHEDULE

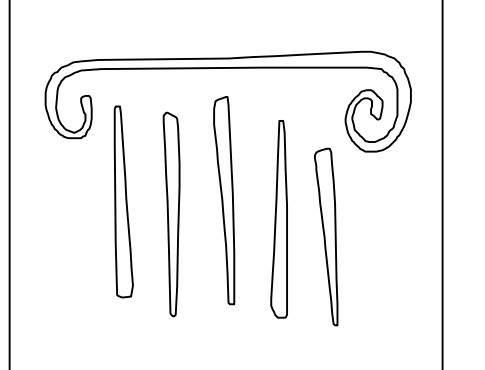
UNIT NO.	MANUFACTURER	MODEL	DESIGN CAPACITY (GPM)	INLET/OUTLET SIZE (IN.)	WPD (FT.)	REMARKS
AS-1	BELL & GOSSETT	R-6	200	6	1.0	HOT WATER SYSTEM
AS-2	BELL & GOSSETT	R-6	300	6	2.0	CHILLED WATER SYSTEM
AS-3	BELL & GOSSETT	R-6	460	8	1.6	MEDIUM TEMP CHILLED WATER SYSTEM
AS-4	BELL & GOSSETT	R-3	60	3	1.3	VIVARIUM (CH-2) SYSTEM (ALTERNATE)

### HUMIDIFIER SCHEDULE

UNIT NO.	MANUFACTURER	MODEL	STEAM PRESS. P.S.I.	TOTAL CAPACITY LB/HR	DUCT WIDTH	DUCT HEIGHT	FINAL DUCT RH (%)	REMARKS
H-1	-	-	-	-	-	-	-	AHU-1
H-2	-	-	-	-	-	-	-	AHU-2
H-3	-	-	-	-	-	-	-	AHU-3 (ALTERNATE)


### FAN COIL UNIT SCHEDULE

UNIT NO.	FAN COIL UNIT DATA							CHILLED WATER COIL DATA					HOT WATER COIL DATA					ELEC. DATA			PHASE	REMARKS	
	MANUFACTURER	MODEL & SIZE	CFM	MOTOR TYPE STD./H.S.	SPEED	RPM	MHP (W)	FLUID	ROWS	MBH (TOTAL)	MBH (SENS.)	GPM	W.P.D. FT.	FLUID	ROWS	MBH (TOTAL)	GPM	W.P.D. FT.	VOLTS	PH			Hz
-	-	-	-	-	-	-	-	WATER	-	-	-	-	-	WATER	-	-	-	-	-	-	-	-	-



**PORT CITY ARCHITECTURE**

65 NEWBURY STREET  
 PORTLAND, ME 04101  
 207.761.9000  
 fax: 207.761.2010  
 lita@portcityarch.com



**VANZELM ENGINEERS**

VANZELM HEYWOOD & SHADFORD, INC.  
 10 TALCOTT NOYCE FARMINGTON, CT 06032  
 TEL: (860)284-5064 FAX: (860)284-5066  
 PROJECT NO.: 2007120.00

**BECKER structural engineers, inc.**

**SYTDesign CONSULTANTS**  
 CIVIL ENGINEERING & LANDSCAPE ARCHITECTURE



#	DATE	DESCRIPTION
		PERMIT SET
	01/24/08	Date Issued
	06506	Project Number

SHEET NAME  
**MECHANICAL SCHEDULES**

Drawn By  
**AMM**  
 Checked By  
**DWM/FEH**

**M6.4**

**PERMIT SET - NOT FOR CONSTRUCTION**

COPYRIGHT: Reuse or reproduction of the contents of this document is not permitted without written permission of PORT CITY ARCHITECTURE PA