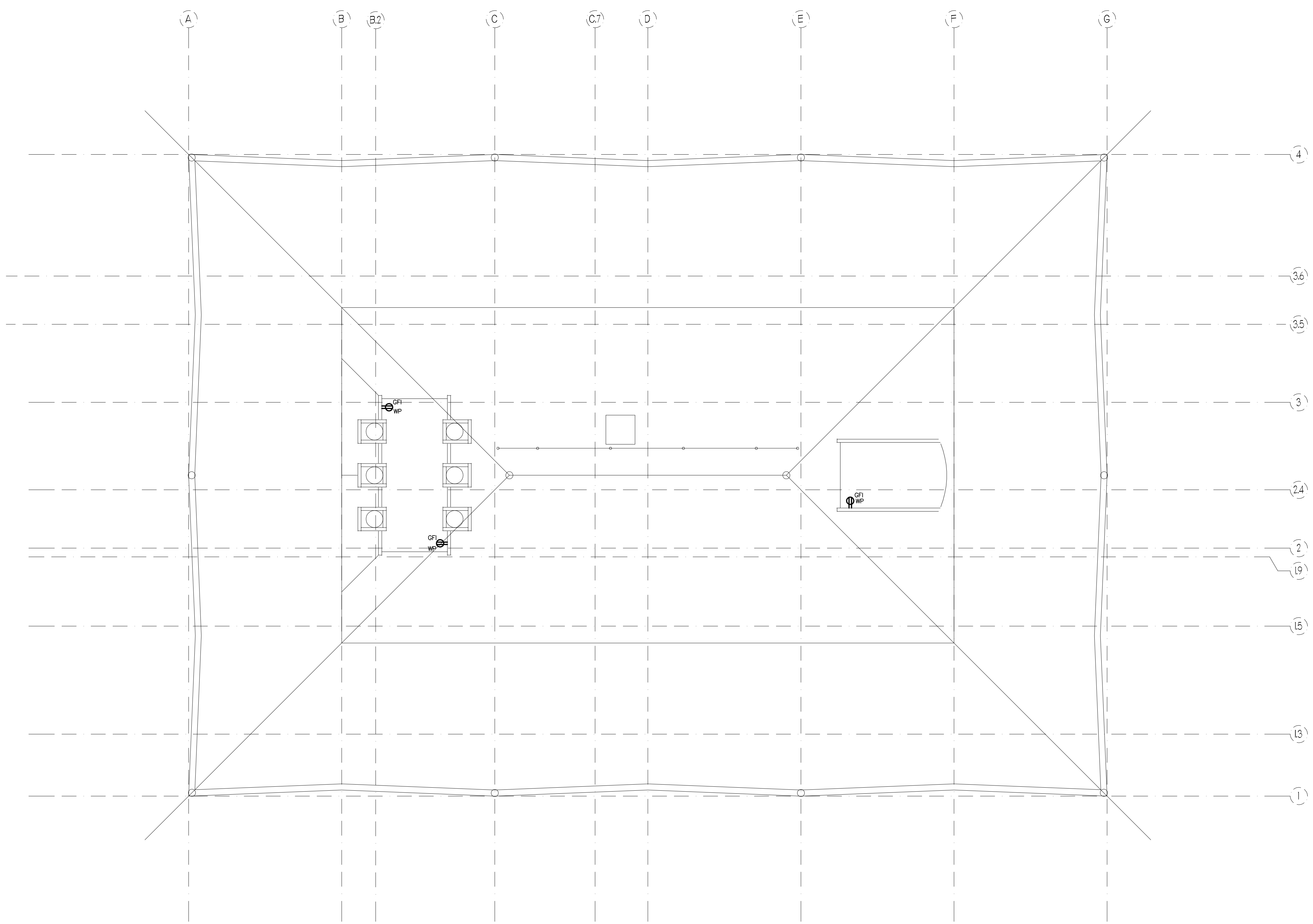
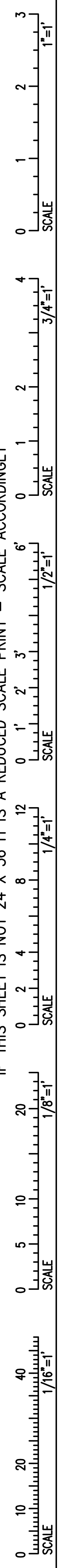
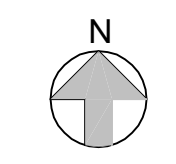


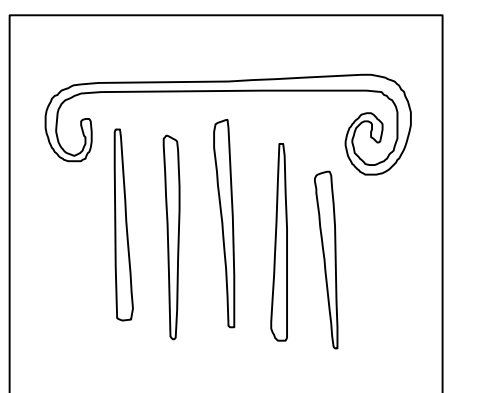
IF THIS SHEET IS NOT 24 X 36 IT IS A REDUCED SCALE PRINT - SCALE ACCORDINGLY



1 ROOF LEVEL PLAN  
SCALE: 1/8" = 1'-0"




PERMIT SET - NOT FOR CONSTRUCTION



PORT CITY ARCHITECTURE

65 NEWBURY STREET  
PORTLAND, ME 04101  
207.761.9000  
fax: 207.761.2010  
lita@portcityarch.com



**VANZELM**  
ENGINEERS

VANZELM HEYWOOD & SHADFORD, INC.  
10 TALCOTT NOTCH FARMINGTON, CT 06032  
TEL: (860)284-5964 FAX: (860)284-5968  
PROJECT NO.: 2007120.00

**BECKER**  
structural engineers, inc.

**SYTDesign**  
CONSULTANTS  
CIVIL ENGINEERING & LANDSCAPE ARCHITECTURE

**ALLIED/COOK**  
CONSTRUCTION

**Favreau**  
Electric

**Titan Mechanical, Inc.**  
Design-Build Engineering - Mechanical Contracting

#	DATE	DESCRIPTION
		PERMIT SET
	01/24/08	Date Issued
	06506	Project Number
		SHEET NAME

PERMIT SET

Date Issued 01/24/08

Project Number 06506

SHEET NAME

**ELECTRICAL POWER PLAN - ROOF**

Drawn By  
XXX

Checked By  
FBH

**EP1.6**