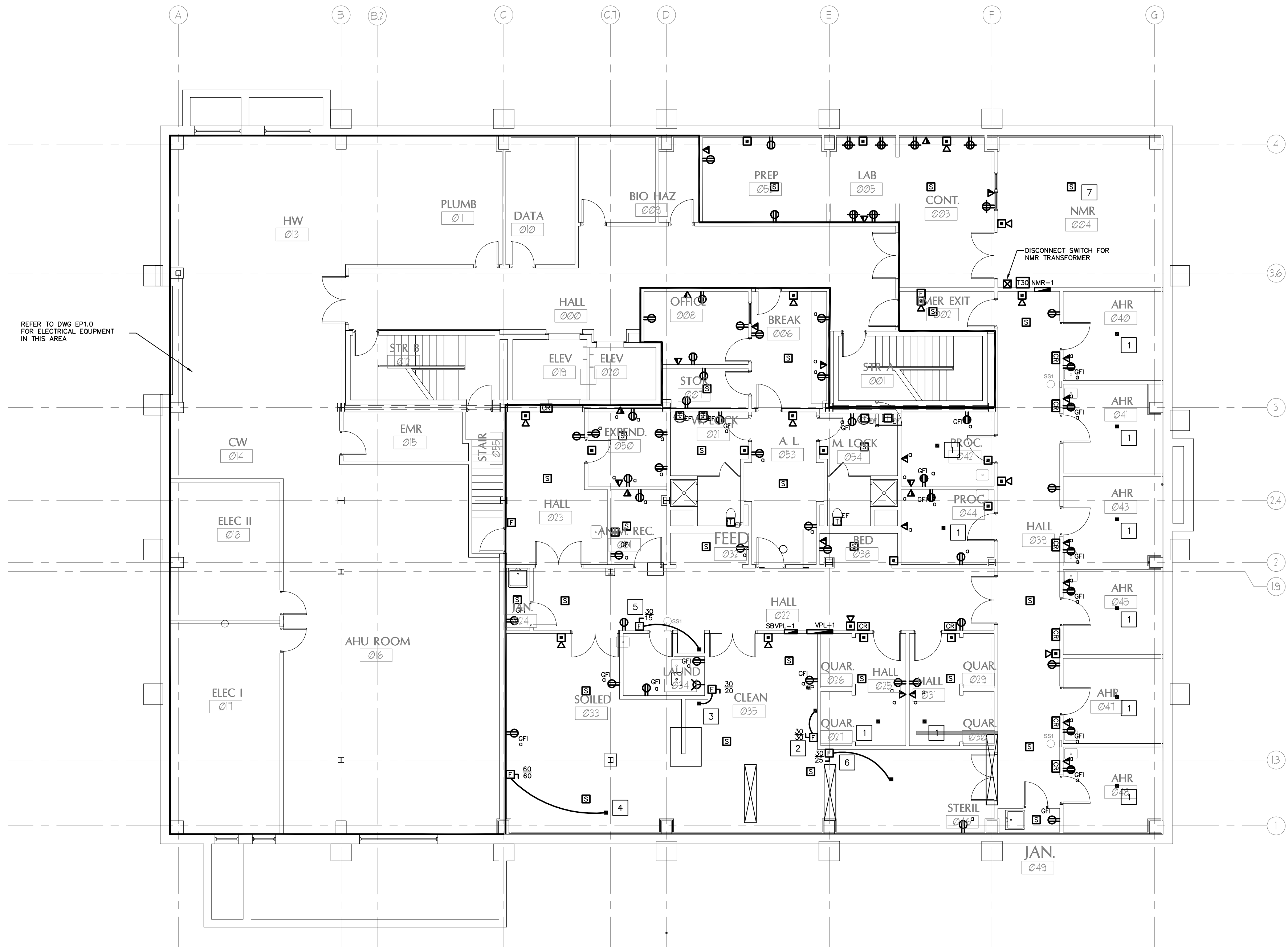
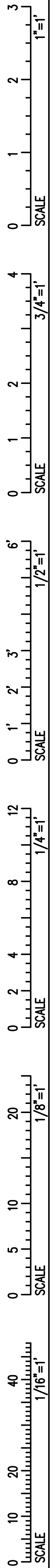


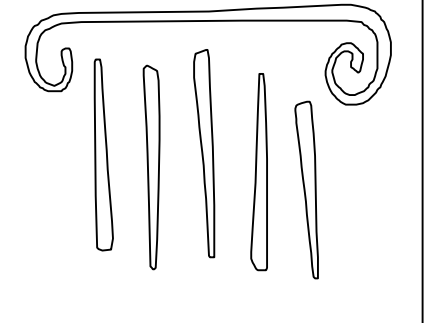
IF THIS SHEET IS NOT 24 X 36 IT IS A REDUCED SCALE PRINT - SCALE ACCORDINGLY



REFER TO DWG EP1.0 FOR ELECTRICAL EQUIPMENT IN THIS AREA


1 LOWER LEVEL POWER PLAN - ALTERNATE
Scale: 1/8"=1'-0"

- NOTES:
1. CEILING MOUNTED CORD WITH 20A/120V TWIST-LOCK RECEPTACLE WITH WATERTIGHT COVER FOR ANNUAL TRANSFORMER STATION. RECEPTACLE END OF CORD TO BE AT 7'-0" AFF.
 2. POWER CONNECTION AND DISCONNECT SWITCH (NEMA 3R ENCLOSURE) FOR BEDDING DISPENSER. COORDINATE WITH INSTALLER.
 3. POWER CONNECTION AND DISCONNECT SWITCH (NEMA 3R ENCLOSURE) FOR BOTTLE FILLER. COORDINATE WITH INSTALLER.
 4. POWER CONNECTION AND DISCONNECT SWITCH (NEMA 3R ENCLOSURE) FOR CAGE AND RACK WASHERS. COORDINATE WITH INSTALLER.
 5. POWER CONNECTION AND DISCONNECT SWITCH FOR ICE FLAKER. COORDINATE WITH INSTALLER.
 6. POWER CONNECTION AND DISCONNECT SWITCH (NEMA 3R ENCLOSURE) FOR LARGE STEAM STERILIZER. COORDINATE WITH INSTALLER.
 7. DEPENDING ON NMR MODEL ACTUALLY INSTALLED, THIS ROOM MAY HAVE TWELVE 15A, 120V DUPLEX RECEPTACLES, ONE 20A, 208V RECEPTACLE, AND THREE 30A, 208V RECEPTACLES. ALL RECEPTACLES WILL BE SERVED FROM PANEL NMR-1.



PORT CITY ARCHITECTURE

65 NEWBURY STREET
PORTLAND, ME 04101
207.761.9000
fax: 207.761.2010
lita@portcityarch.com



VANZELM
ENGINEERS

VANZELM HEYWOOD & SHADFORD, INC.
10 TALCOTT NOYCE FARMINGTON, CT 06032
TEL: (860) 284-3064 FAX: (860) 284-3066

PROJECT NO.: 2007120.00

BECKER
structural engineers, inc.

SYTDesign
CONSULTANTS
CIVIL ENGINEERING & LANDSCAPE ARCHITECTURE

ALLIED/COOK
CONSTRUCTION

Favreau
MECHANICAL

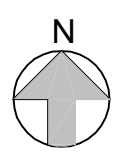
Titan Mechanical, Inc.
Design-Build Engineering - Mechanical Contracting

#	DATE	DESCRIPTION
		PERMIT SET
	01/24/08	Date Issued
	06506	Project Number

SHEET NAME
ELECTRICAL POWER PLAN - LOWER LEVEL - ALTERNATE

Drawn By
AWM
Checked By
MER

EP1.1



PERMIT SET - NOT FOR CONSTRUCTION