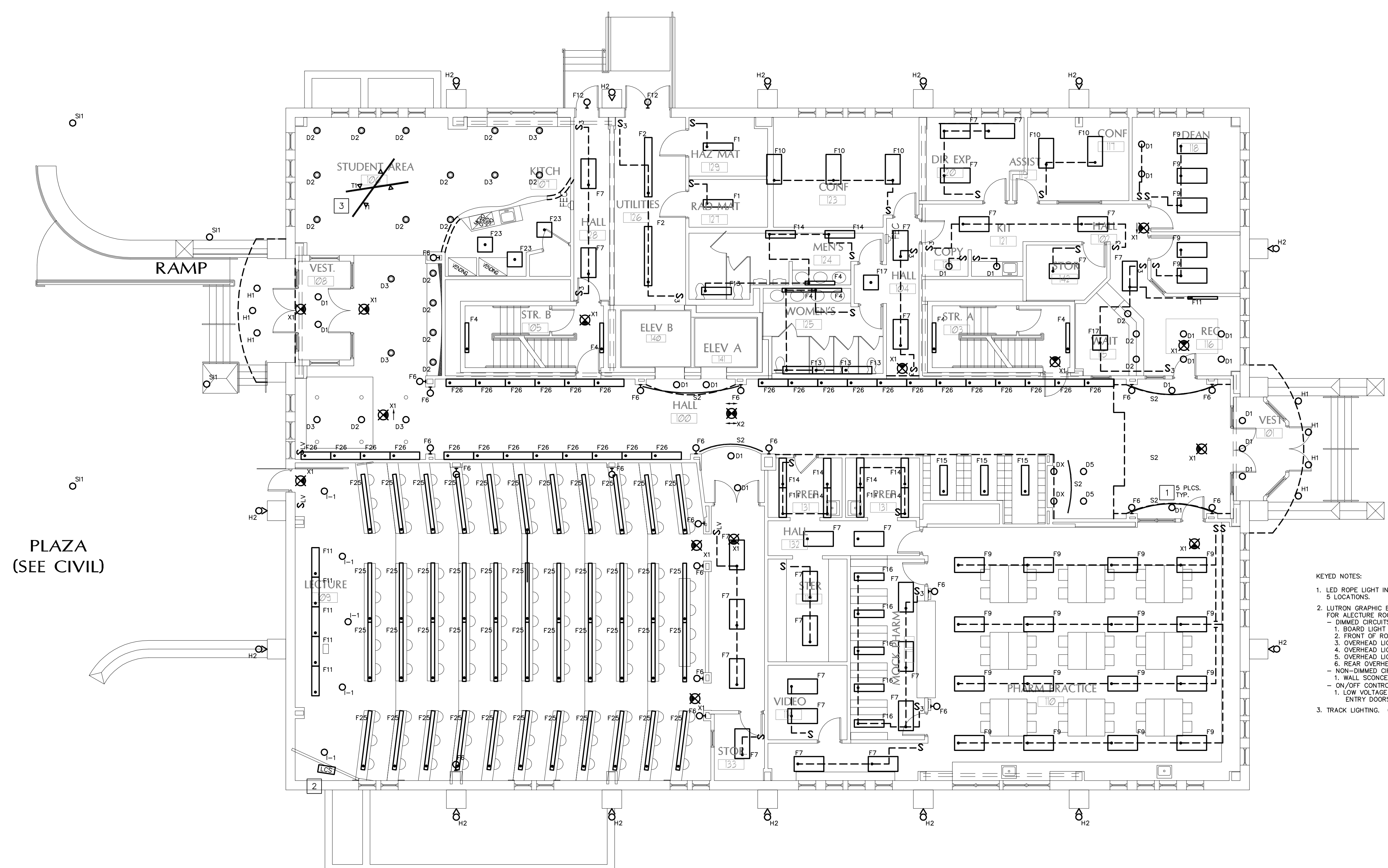


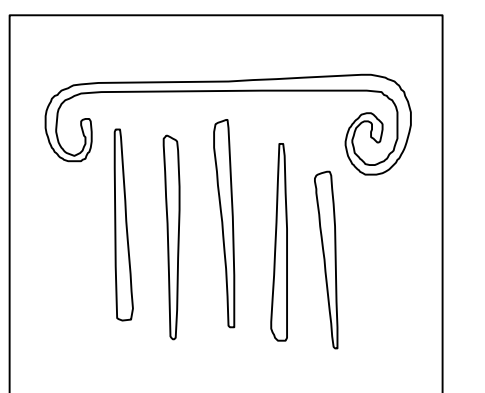
IF THIS SHEET IS NOT 24 X 36 IT IS A REDUCED SCALE PRINT - SCALE ACCORDINGLY

SCALE 1"=1'
SCALE 3/4"=1'
SCALE 1/2"=1'
SCALE 1/4"=1'
SCALE 1/8"=1'




1 FIRST FLOOR LIGHTING PLAN
Scale: 1/8"=1'-0"

- KEYED NOTES:
- LED ROPE LIGHT INSTALLED ABOVE SIGN. TYPICAL 5 LOCATIONS.
 - LUTRON GRAPHIC EYE LIGHTING CONTROL SYSTEM FOR LECTURE ROOM.
 - DIMMED CIRCUITS:
 - BOARD LIGHT
 - FRONT OF ROOM DOWNLIGHTS
 - OVERHEAD LIGHTING - CENTER ZONE
 - OVERHEAD LIGHTING - RIGHT ZONE
 - OVERHEAD LIGHTING - LEFT ZONE
 - REAR OVERHEAD LIGHTING
 - NON-DIMMED CIRCUITS:
 - WALL SCONCES
 - ON/OFF CONTROL
 - LOW VOLTAGE PUSH BUTTON STATIONS AT ENTRY DOORS
 - TRACK LIGHTING. COORDINATE WITH INSTALLER.



PORT CITY ARCHITECTURE

65 NEWBURY STREET
PORTLAND, ME 04101
207.761.9000
fax: 207.761.2010
lita@portcityarch.com



VANZELM ENGINEERS

VANZELM HEYWOOD & SHADFORD, INC.
10 TALCOTT NOYCE FARMINGTON, CT 06032
TEL: (860)284-5964 FAX: (860)284-5966
PROJECT NO.: 2007120.00

BECKER
Structural Engineers, Inc.

SYTDesign
CONSULTANTS
CIVIL ENGINEERING & LANDSCAPE ARCHITECTURE

ALLIED/COOK
CONSTRUCTION

Favreau
Electric

Titan Mechanical, Inc.
Design-Build Engineering - Mechanical Contracting

#	DATE	DESCRIPTION
		PERMIT SET
	01/24/08	Date Issued
	06506	Project Number

SHEET NAME
ELECTRICAL LIGHTING PLAN - FIRST FLOOR

Drawn By
AMM

Checked By
MER

EL1.2

PERMIT SET - NOT FOR CONSTRUCTION