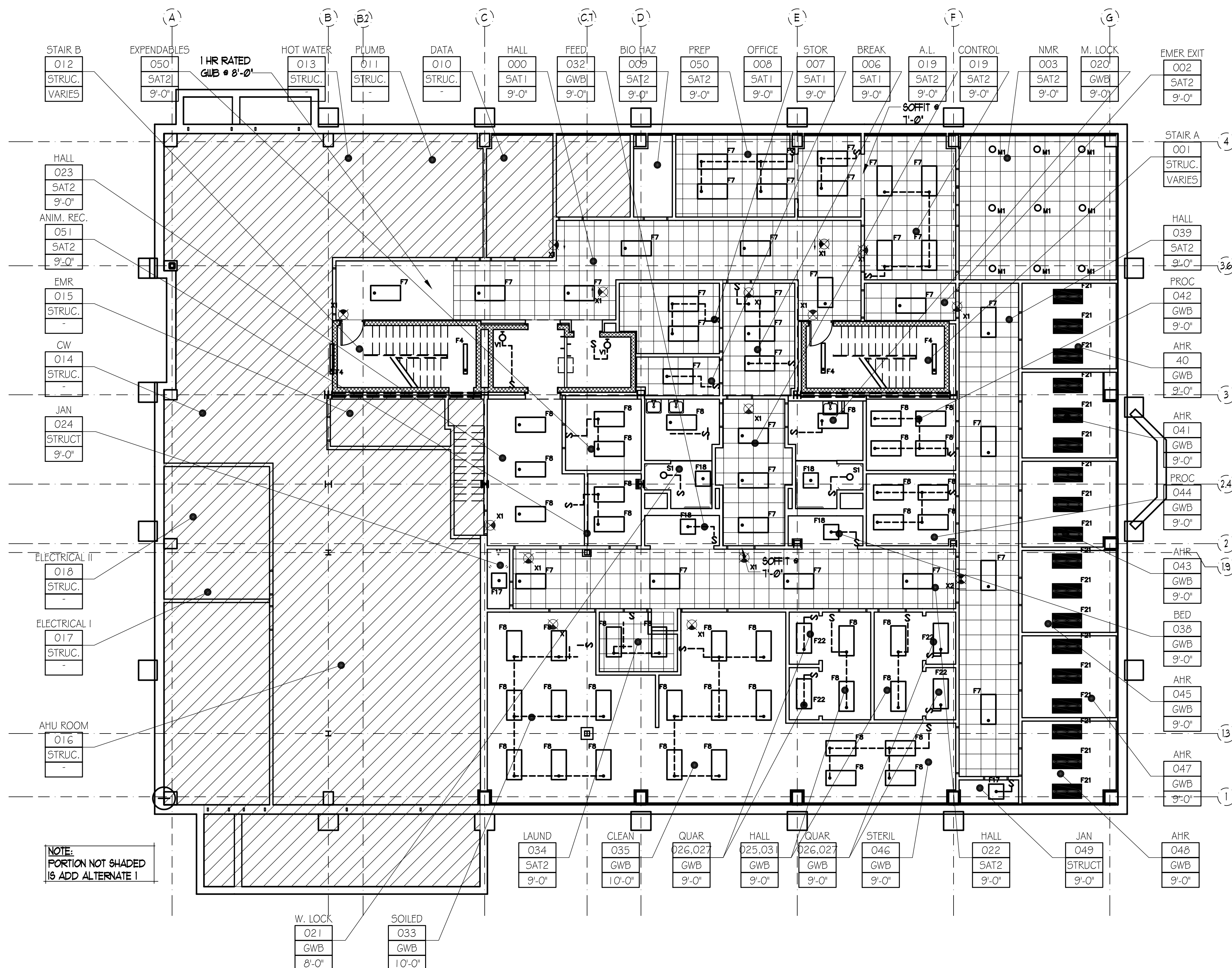
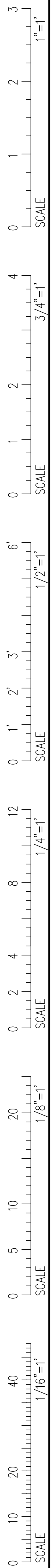
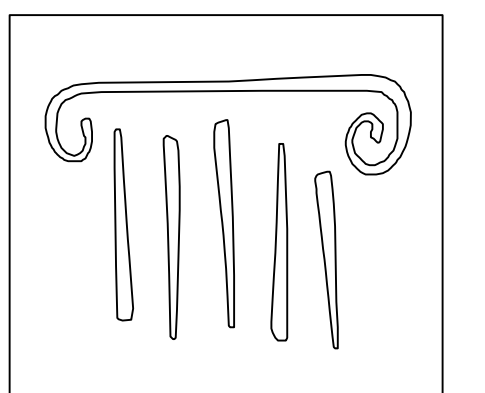


IF THIS SHEET IS NOT 24 X 36 IT IS A REDUCED SCALE PRINT - SCALE ACCORDINGLY



LOWER LEVEL RCP
 A2.1 A2.1
 SCALE: 1/8" = 1'-0"



PORT CITY ARCHITECTURE

65 NEWBURY STREET
 PORTLAND, ME 04101
 207.761.9000
 fax: 207.761.2010
 lita@portcityarch.com

- JACOBS CONSULTANCY**
GPB Laboratory Planning Practice
- VANZELM**
STRUCTURAL ENGINEERS, INC.
- BECKER**
Structural Engineers, Inc.
- SYTDesign CONSULTANTS**
CIVIL ENGINEERING & LANDSCAPE ARCHITECTURE
- ALLIED/COOK CONSTRUCTION**
- Favreau**
- Titan Mechanical**

UNIVERSITY OF NEW ENGLAND
COLLEGE OF PHARMACY
 716 STEVENS AVENUE, PORTLAND, ME

DATE	DESCRIPTION
	PERMIT SET
Date Issued	01/24/08
Project Number	06506

SHEET NAME
LOWER LEVEL RCP PLAN

Drawn By
 EAC / ANM
 Checked By
 LAS

A2.1

PERMIT SET - NOT FOR CONSTRUCTION