




[Click Here to Return to Bill of Material/Index](#)

# EST3 Cabinets and Chassis

3-CAB series,  
3-RCC series,  
3-CHAS7 series, BC-1



3-CAB Series



3-RCC Series



EN 54-2: 1997 + A1: 2006  
EN 54-4: 1997 + A1: 2002 + A2: 2006  
EN 54-16: 2008

## Overview

EST3 has a wide selection of cabinet arrangements allowing the greatest use of EST3's flexible modular design. Lobby enclosure wallboxes are manufactured from #14 AWG cold rolled steel with a gray baked enamel finish. Lobby enclosure doors are manufactured from #14 AWG cold rolled steel and have a modern contoured door design with integral viewing window. The exception is the small lobby enclosure 3-CAB5. The 3-CAB5 wallbox and non-contoured door are #16 AWG cold rolled steel. Lobby enclosure doors come with gray baked enamel or optional red baked enamel finishes. The EST3 lobby enclosures back boxes, doors and chassis units are ordered and shipped separately. The 3-CAB5 lobby enclosure comes complete with door and back box providing space to mount five local rail modules.

The EST3 remote closet cabinet design allows the installation of control panel electronics in electrical closets. The remote closet cabinets have left hand hinged doors and are available with red finish only. Optional display modules used for system diagnostics display, mount behind the closet cabinet door and are not visible with the door closed.

## Standard Features

- Right or left hand hinging of doors
- Lag and Keyway holes for quick mounting
- Attack rated door for security applications
- Knockouts for 3/4 inch conduit
- Attractive contour door design on lobby enclosures
- Combination flush or surface mounting lobby enclosure design
- Remote closet cabinets for electrical closet mounting support up to 65 AMP hour batteries
- Optional earthquake hardening: OSHPD seismic pre-approval for component Importance Factor 1.5

# Application

## Lobby Enclosures

EST3 lobby enclosures provide space for control, monitoring and display modules where they remain visible even with the door closed and secure. Ideal for mounting in lobby's where appearance is important, maximum mounting flexibility is provided with doors that will mount for right or left hand opening. Lobby enclosures come in several sizes to match individual project requirements.

The **3-CAB5 series** semi-flush or surface mounts. A built in rail assembly provides space for up to five local rail modules, no chassis assembly needed. Back space for 1-1/2 footprints gives room for a power supply and a 1/2 footprint module and 10 AH batteries. The local rail module spaces provide room for amplifiers, common control and annunciation modules.

The **3-CAB7** semi-flush or surface mounts and has a contoured front door with viewing window. Space is provided for two 17 AH batteries and one chassis assembly providing seven local rail module spaces.

The **3-CAB14** semi-flush or surface mounting and has a contoured front door with viewing window. Space is provided for two 17AH batteries and two chassis assemblies each providing seven local rail module spaces.

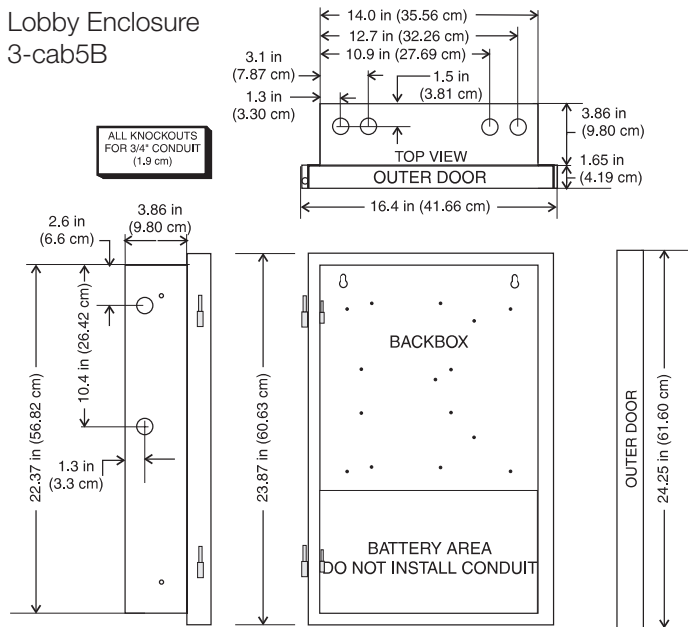
The **3-CAB21** semi-flush or surface mounts and has a contoured front door with viewing window. Space is provided for two 17AH batteries and three chassis assemblies each providing seven local rail module spaces.

## Remote Closet Cabinets

Remote closet cabinets provide an economical way of installing equipment in locations where esthetics are not paramount, like electrical closets. You can have optional display modules used for system diagnostics display mounted behind the front door. These display modules will not be visible with the door closed. Remote closet cabinets are surface mounting and come in sizes providing space for one to three chassis with room for standby batteries. A UL Listed attack rated door having a 2-minute rating is available for the 3-RCC7R cabinet. This door is required for security applications.

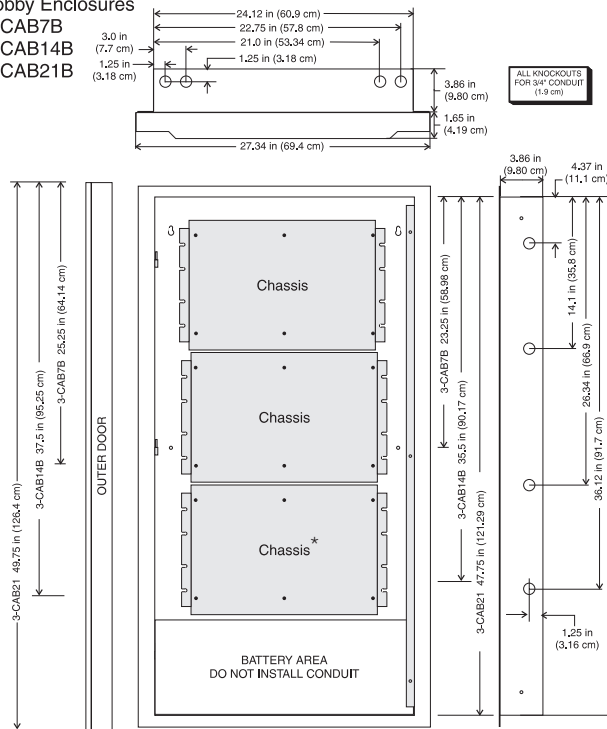
# Installation and Mounting

Lobby Enclosure  
3-cab5B



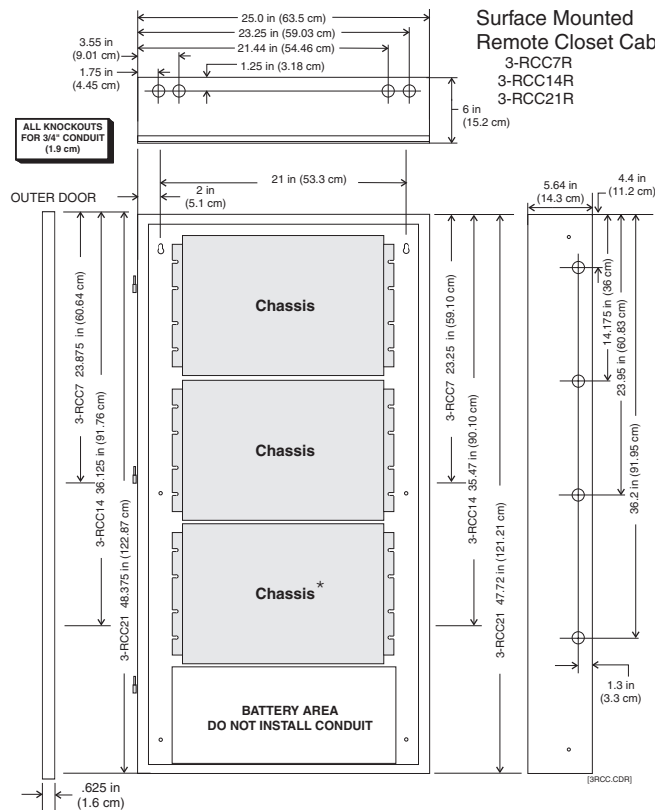
## Lobby Enclosures

3-CAB7B  
3-CAB14B  
3-CAB21B



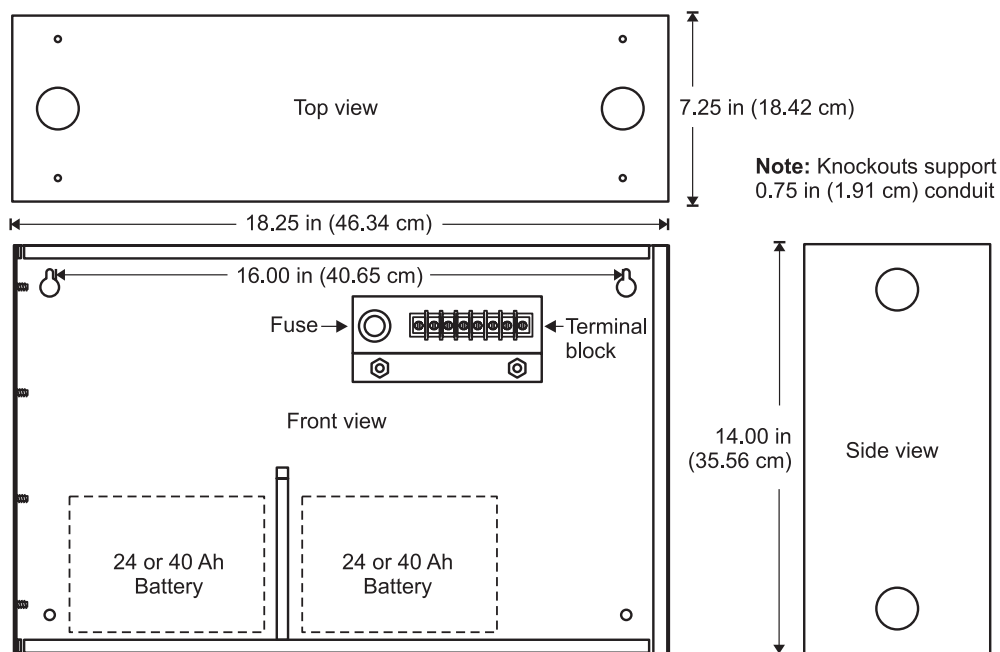
## Surface Mounted Remote Closet Cabinets

3-RCC7R  
3-RCC14R  
3-RCC21R



\* The lower mounting space can be used for an MN-BRKT1 bracket, which holds MNEC interface equipment including an MN-NETSW1 Ethernet network switch, an MN-ABPM Audio bridge, an MN-FVPN VoIP module, and an MN-COM1S Communications module.

## BC-1 Dimensions



## Ordering Information

Catalog Number	Description	Equipment Mounting Space	Battery Space	Ship Wt. lb. (Kg)
<b>Lobby Enclosures – Outer doors with viewing window</b>				
3-CAB5	Cabinet w/Wallbox, door and chassis	Five local rail modules One footprint and ½ footprint module	Two - 12V10A	30 (13.6)
3-CAB7B	Wallbox only	One Chassis	Four - 6V8A Two - 12V10A Two - 12V17A	30 (13.6)
3-CAB7B-E	Wallbox only, EN54* certified CE	1 Chassis		30 (13.6)
3-CAB7D(R)	Inner and outer doors for 3-CAB7B		N/A	10 (4.5)
3-CAB7D(R)-E	Inner & outer doors for 3-CAB7B, EN54*, CE			10 (4.5)
3-CAB14B	Wallbox only	Two Chassis	Four - 6V8A Two - 12V10A Two - 12V17A	42 (19.1)
3-CAB14B-E	Wallbox only, EN54* certified CE	2 Chassis		42 (19.1)
3-CAB14D(R)	Inner and outer doors for 3-CAB14B		N/A	15 (6.8)
3-CAB14D(R)-E	Inner & outer doors for 3-CAB14B, EN54*, CE			15 (6.8)
3-CAB21B	Wallbox only	Three Chassis	Four - 6V8A Two - 12V10A Two - 12V17A	55 (25)
3-CAB21B-E	Wallbox only, EN54* certified CE	3 Chassis		55 (25)
3-CAB21D(R)	Inner and outer doors for 3-CAB21B		N/A	20 (9.1)
3-CAB21D(R)-E	Inner & outer doors for 3-CAB21B, EN54*, CE			20 (9.1)
<b>Remote Closet Enclosure – No viewing window</b>				
3-RCC7R	Red wallbox and door	One Chassis	Four - 6V8A, Two - 12V10A Two - 12V17A, Two - 12V50A	37.5 (17)
3-RCC7R-E	Red wallbox and door, EN54* certified CE			37.5 (17)
ATCK	Attack rated door for 3-RCC7R		N/A	26 (11.8)
3-RCC14R	Red wallbox and door	Two Chassis	Four - 6V8A Two - 12V10A, Two - 12V17A	53 (24)
3-RCC14R-E	Red wallbox and door, EN54* certified CE			53 (24)
3-RCC21R	Red wallbox and door	Three Chassis	Two - 12V50A, Two - 12V65 <sup>2</sup>	70 (31.8)
3-RCC21R-E	Red wallbox and door, EN54* certified CE			70 (31.8)

more...



Contact us...

Email: [edwards.fire@fs.utc.com](mailto:edwards.fire@fs.utc.com)  
 Web: [www.est-fire.com](http://www.est-fire.com)

EST is an **EDWARDS** brand.  
 1016 Corporate Park Drive  
 Mebane, NC 27302

In Canada, contact Chubb Edwards...  
 Email: [inquiries@chubbedwards.com](mailto:inquiries@chubbedwards.com)  
 Web: [www.chubbedwards.com](http://www.chubbedwards.com)

© 2014 UTC Fire & Security Americas Corporation, Inc. All rights reserved. Specifications subject to change without notice. Edwards is part of UTC Climate, Controls & Security, a unit of United Technologies Corporation.

### Chassis Assemblies

3-CHAS7	Takes one chassis space in wallbox, provides space for 7 local rail modules, up to two power supplies, and a ½ footprint module. Add suffix "-E" for EN54 compliant versions.	8.4 (3.8)
3-ASU**	Takes one chassis space in wallbox, provides an audio source unit /w microphone and an inner door filler plate. Add suffix "-E" for EN54 compliant versions.	15 (6.8)
3-ASU/4**	Takes one chassis space in wallbox, provides an audio source unit /w microphone and four local rail module spaces. Add suffix "-E" for EN54 compliant versions.	15 (6.8)
3-ASU/FT**	Takes one chassis space in wallbox, provides an audio source unit /w microphone and Firefighters Telephone. Add suffix "-EN" for EN54 compliant versions	20 (9.1)
3-FTCU**	Takes one chassis space in wallbox, provides Firefighters Telephone Control unit and inner door filler plate. Add suffix "-E" for EN54 compliant versions.	15 (6.8)
MN-BRKT1	Takes one chassis space in wallbox, provides mounting for MNEC interface equipment	4.0 (1.8)
FSB-BRKT2	Mounting bracket for FSB-PC2 communications bridge. Allows FSB-PC2 to mount on the side of a Chass7	1.0 (0.45)

### Notes:

1. All lobby enclosures, wallboxes and doors have a textured gray enamel finish; outer doors are available in red by adding the suffix "R" to the catalog number, i.e. 3-CAB7DR.
2. Remote closet cabinets will support 65 AH batteries with the use of the 3-BATS Battery Shelf, which reduces the enclosure's chassis capacity by one chassis.
3. The EST3 is modularly listed under the following standards:  
 UL 864 categories: UOJZ, UOXX, UUKL and SYZV, UL 2572, UL 294 category ALVY, UL 609 category AOTX, UL 636 category ANET, UL 1076 category APOU, UL 365 category APAW, UL 1610 category AMCX, UL 1635 category AMCX  
 ULC-S527, ULC-S301, ULC-S302, ULC-S303, ULC-S306, ULC/ORD-C1076, ULC/ORD-C693  
 Please refer to EST3 Installation and Service Manual for complete system requirements.

\* EN 54-2: 1997 + A1: 2006 and EN 54-4: 1997 + A1: 2002 + A2: 2006 EN 54-16: 2008.

\*\* Add "-CC" for City of Chicago, add "-E" for EN54 compliant chassis assemblies. For EN54 compliant 3-ASU/FT chassis order 3-ASU/FT-EN, for GOST R compliant order 3-ASU/FT-E.

### Accessories

3-BATS	Battery Shelf for RCC Enclosures. Takes one chassis space. Room for up to one 65 AH or two 50 AH batteries.	3 (1.36)
BC-1	Battery Cabinet - supports up to two 40 amp hour batteries.	
3-BTSEN	Battery sensor/distribution module. Add suffix "-E" for EN54 compliant version.	0.5 (.2)
3-BTSEN-E	Distribution and Temperature Sensor Module. Required in EN54* Markets when battery installed in a remote cabinet.	
BC-1EQ	BC-1 - Seismic Battery hold down for BC-1. Supports up to two 40 Ahr batteries. Order BC-1 Separately.	
3-CABEQ	3-CAB - Seismic Battery hold-down for 3-CAB 7, 14 or 21. Supports two 1 2V batteries from 10 Ah up to 18 Ah. Comes with EST3 Chassis hardening hardware and instructions. Order 3-CAB7, 3-CAB14 or 3-CAB21 separately. See note 1.	
3-RCCEQ50	3-RCC series - Seismic Battery hold-down. Supports one set of two 50 Ah batteries. Comes with EST3 Chassis hardening hardware and instructions. Order 3-RCCxxR separately. See note 1.	
3-RCCEQ65	3-RCC series cabinet - Seismic Battery hold-down. Supports one set of two 65 Ah batteries (one battery in bottom of cabinet, one battery mounted on 3-BATS). Order 3-RCCxxR cabinet and 3-BATS separately. See note 1.	
3-TAMP	Tamper switch for 3-CAB7, 3-CAB14 and 3-CAB21 cabinets. Mounts to side of cabinet.	0.5 (.2)
3-TAMP5	Tamper switch for 3-CAB5. Mounts to side of cabinet.	0.5 (.2)
3-TAMPGCC	3-TAMPGCC Tamper Switch for RCC series cabinets. Mounts to side of cabinet.	0.5 (.2)

1. For earthquake anchorage, including detailed mounting weights and center of gravity detail, please refer to *Seismic Application Guide 3101676*. Approval of panel anchorage to site structure may require local AHJ, structural, or civil engineer review.

[Click Here to Return to Bill of Material/Index](#)