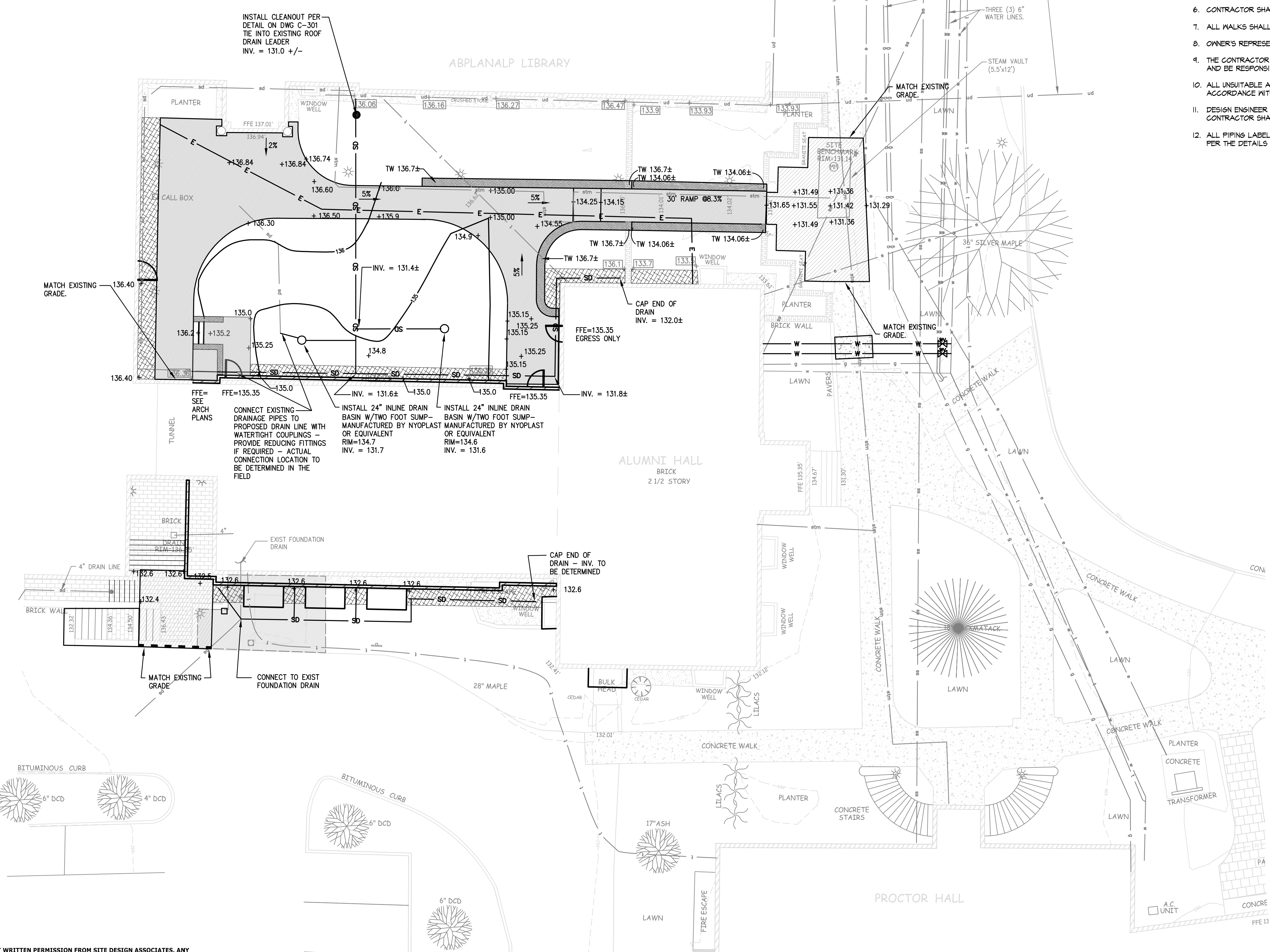


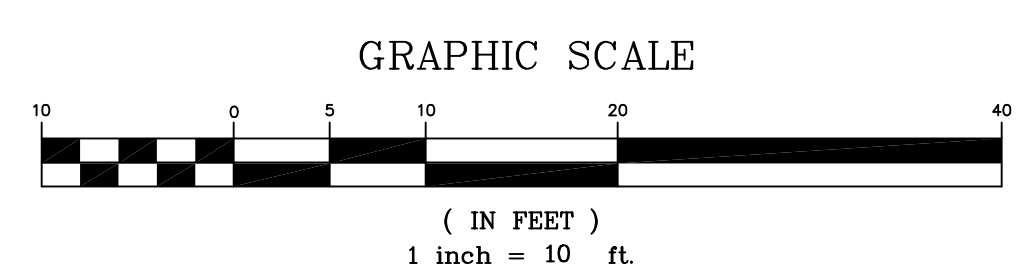


**GRADING, DRAINAGE & EROSION CONTROL NOTES:**

1. PRIOR TO THE START OF ANY EXCAVATION FOR THE PROJECT BOTH ON AND OFF THE SITE, THE CONTRACTOR SHALL NOTIFY DIGSAFE AND BE PROVIDED WITH A DIGSAFE NUMBER INDICATING THAT ALL EXISTING UTILITIES HAVE BEEN LOGGED AND MARKED.
2. CONTRACTOR SHALL VERIFY EXISTING GRADES AND NOTIFY THE OWNER'S REPRESENTATIVE OF ANY DISCREPANCIES.
3. CONTRACTOR SHALL MAINTAIN POSITIVE DRAINAGE AWAY FROM ALL STRUCTURES AND PLANTING BEDS.
4. CONTRACTOR SHALL ADJUST EXISTING AND PROPOSED UTILITY ELEMENT MEANT TO BE FLUSH WITH GRADE (CLEAN-OUTS, UTILITY MANHOLES, CATCH BASINS, INLETS, ETC) THAT ARE AFFECTED BY SITE WORK OR GRADE CHANGES, WHETHER SPECIFICALLY NOTED ON PLANS OR NOT.
5. WHERE PROPOSED GRADES MEET EXISTING GRADES, CONTRACTOR SHALL BLEND GRADES TO PROVIDE A SMOOTH TRANSITION BETWEEN EXISTING AND NEW WORK. PONDING AT TRANSITION AREAS WILL NOT BE ALLOWED.
6. CONTRACTOR SHALL PROVIDE A FINISHED WALK SURFACE FREE OF LOW SPOTS AND PONDING AREAS.
7. ALL WALKS SHALL BE PITCHED TO DRAIN (2% MAX).
8. OWNER'S REPRESENTATIVE SHALL APPROVE LAYOUT OF ALL DRAINAGE STRUCTURES PRIOR TO INSTALLATION.
9. THE CONTRACTOR SHALL INSTALL CATCH BASIN INLET PROTECTION AT ALL CATCH BASIN INLETS WITHIN THE DISTURBED AREA AND BE RESPONSIBLE FOR TAKING ALL NECESSARY EROSION CONTROL MEASURES.
10. ALL UNSUITABLE AND UNUSED MATERIALS SHALL BE REMOVED AND DISPOSED OF OFF SITE BY THE CONTRACTOR IN ACCORDANCE WITH ALL STATE AND LOCAL LAWS.
11. DESIGN ENGINEER SHALL INSPECT ROUGH GRADINGS PRIOR TO WALK INSTALLATION AND TOPSOIL SPREADING OPERATIONS. CONTRACTOR SHALL COORDINATE INSPECTION PROVIDING DESIGN ENGINEER 12 HOURS NOTICE.
12. ALL PIPING LABELED AS SD (STORM DRAIN) SHALL BE 6" INCH DIAMETER SDR-35 PVC, PERFORATED, WITH HOLES UP, INSTALLED PER THE DETAILS PROVIDED ON DWG C-301.




LEGEND	
EXISTING	PROPOSED
— atm —	— SD —
— wd —	— W —
— w —	— E —
— g —	— C —
— t —	— 135 —
+	5%
+	TW 137.15
☼	BRICK WALL
▨	BRICK PAVER
▩	STONE DRIP EDGE



**THIS PLAN SHALL NOT BE MODIFIED WITHOUT WRITTEN PERMISSION FROM SITE DESIGN ASSOCIATES, ANY ALTERATIONS, OTHERWISE, SHALL BE AT THE USER'S SOLE RISK AND WITHOUT LIABILITY TO SITE DESIGN ASSOCIATES.**

REV.	DATE	STATUS	BY	CHKD.	APPD.	REV.	DATE	STATUS	BY	CHKD.	APPD.
B	03/20/15	STRUCTURAL EARLY RELEASE BID DRAWINGS	TWS	TWS							
A	2/27/15	ISSUED FOR DESIGN DEVELOPMENT	TWS	TWS							



**Site Design Associates**  
 Consulting Engineering & Land Planning  
 23 Whitney Way Topsham, Maine 04086 Tel: (207) 449-4275  
 CLIENT: **PORT CITY ARCHITECTURE**  
 65 NEWBURY STREET, PORTLAND, MAINE 04101

DESIGN: TWS  
 DRAWN: DEPT.  
 CHKD: TWS  
 DATE: JAN 2015  
 SCALE: 1"=10'

PROJECT: **ALUMNI HALL RENOVATION**  
 UNIVERSITY OF NEW ENGLAND, PORTLAND, MAINE  
**GRADING, DRAINAGE AND EROSION CONTROL PLAN**

PROJ. NO. \_\_\_\_\_  
 DWG. NO. \_\_\_\_\_  
 REV. B