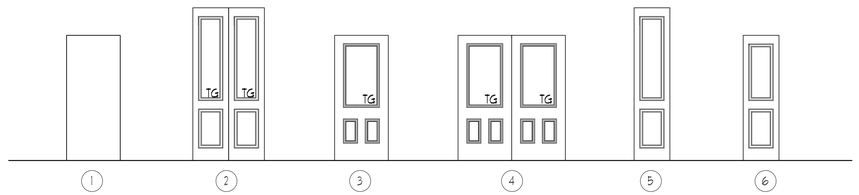

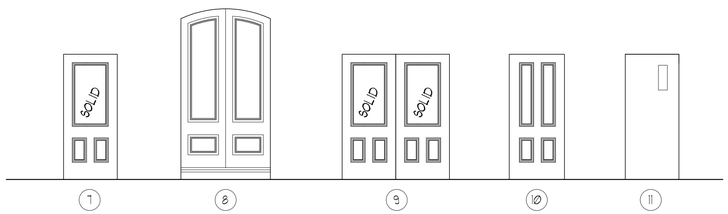

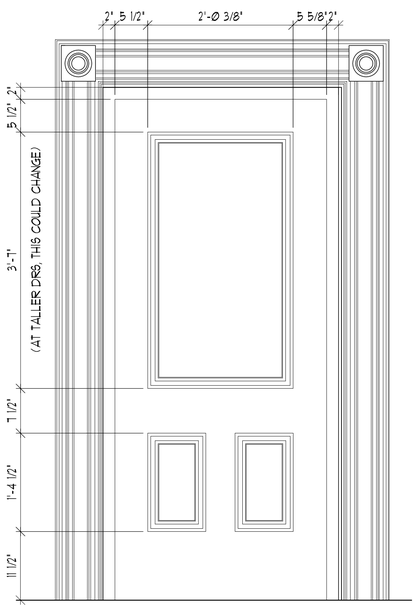

1 EXISTING DOOR

0 1'-0' SCALE: 3/4' = 1'-0'

NOTES:

1. PROVIDE CARD SWIPE
2. EXISTING DR TO BE REFURBISHED
3. DRS ON ELEC HOLD BACKS
4. SMOKE DR- CLOSERS REQ'D
5. FRAME ONLY
6. PROVIDE CONDUIT FOR FUTURE ELEC SYSTEM- SEE STRUCT
7. PROVIDE ADA OPENER

GENERAL NOTES:
A. PROVIDE MAHOGANY AT EXTERIOR DRS
B. PROVIDE BEVEL GLASS AT INTERIOR VISION LIGHTS
C. VERIFY ALL EXISTING DOOR OPENINGS

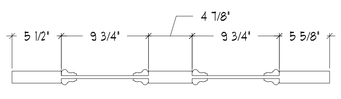

1 EXISTING DOOR PLAN

0 8' SCALE: 1-1/2' = 1'-0'

Number	Description	Size	Door Material	Type	Rating	Frame Material	Notes
001A	LOBBY TO MECH	3'-0" X 7'-0"	WD	7	N/A	MTL	
003A	MECH TO IT	3'-0" X 7'-0"	WD	1	N/A	MTL	
005A	MECH TO ELEV MECH	3'-0" X 7'-0"	WD	1	45MIN	MTL	
006A	LOBBY TO STAIR	3'-0" X 7'-0"	WD	7	1 HR	MTL	
007A	LOBBY TO WOMENS BATH	3'-0" X 7'-0"	WD	7	N/A	MTL	
008A	LOBBY TO MENS BATH	3'-0" X 7'-0"	WD	7	N/A	MTL	
009A	LOBBY TO JANITOR CLOSET	3'-0" X 7'-0"	WD	7	N/A	MTL	
010A	LOBBY TO LOUNGE	(2) 3'-0" X 7'-0"	WD	4	N/A	MTL	
011A	LOUNGE TO STAIR	3'-0" X 7'-0"	WD	7	1 HR	MTL	
011B	STAIR TO ABPLANALP	3'-0" X 7'-0"	WD	1	90 MIN	MTL	
100A	EXTERIOR TO FOYER	(2) 2'-6" X 9'-10"	WD	8	N/A	WD	2
101A	FOYER TO LOBBY	(2) 2'-6" X 9'-0"	WD	2	N/A	WD	4
102A	EXTERIOR TO STAIR	3'-0" X 7'-2"	WD	10	N/A	WD	
102B	STAIR TO LOBBY	3'-0" X 7'-0"	WD	7	1HR	WD	6
103A	LOBBY TO LOBBY	3'-0" X 7'-0"	WD	3	N/A	WD	4
104A	LOBBY TO LOBBY	3'-0" X 7'-0"	WD	3	N/A	WD	3,4
105A	LOBBY TO CONFERENCE	3'-0" X 7'-0"	WD	3	N/A	WD	3,4
106A	LOBBY TO CLOSET	3'-0" X 7'-0"	WD	7	N/A	WD	
107A	LOBBY TO CONFERENCE	(2) 3'-0" X 7'-0"	WD	3	N/A	WD	3,4
107B	LOBBY TO CONFERENCE	(2) 3'-0" X 7'-0"	WD	3	N/A	WD	3,4
108A	LOBBY TO LOBBY	4'-4" X 7'-0"	WD	7	N/A	WD	3,4
108B	EXTERIOR TO LOBBY	3'-0" X 7'-0"	WD	3	N/A	WD	1,7
109A	LOBBY TO AV	(2) 2'-0" X 7'-0"	WD	7	N/A	WD	
110A	LOBBY TO COAT CLOSET	(2) 2'-0" X 7'-0"	WD	7	N/A	WD	
111A	LOBBY TO RECEPTION	(2) 3'-0" X 7'-0"	WD	4	N/A	WD	
111B	LOBBY TO RECPEPTION	(2) 3'-0" X 7'-0"	WD	4	N/A	WD	
111C	EXTERIOR TO RECEPTION	3'-0" X 7'-0"	WD	10	N/A	WD	
112A	EXTERIOR TO STAIR	3'-0" X 7'-0"	WD	3	N/A	WD	
113A	EXTERIOR TO STAIR	3'-0" X 7'-0"	WD	3	N/A	WD	1
202A	LOUNGE TO STAIR	3'-0" X 9'-6"	WD	5	N/A	WD	4
202B	STAIR TO TOWER	MATCH EXISTING	WD	1	N/A	WD	
203A	LOUNGE TO BATH	3'-0" X 7'-0"	WD	7	N/A	WD	4
204A	LOUNGE TO LOBBY	3'-0" X 7'-0"	WD	3	N/A	WD	3,4
205A	LOBBY TO COPIER	3'-0" X 7'-0"	WD	7	N/A	WD	
206A	LOBBY TO OFFICE	3'-0" X 7'-0"	WD	3	N/A	WD	
207A	LOUNGE TO ADMIN	3'-0" X 7'-0"	WD	3	N/A	WD	3,4
208A	ADMIN TO CLOSET	3'-0" X 7'-0"	WD	6	N/A	WD	
209A	ADMIN TO PROVOST	3'-0" X 7'-0"	WD	7	N/A	WD	
209B	PROVOST TO OFFICE	3'-0" X 7'-0"	WD	7	N/A	WD	
210A	PROVOST TO BATH	3'-0" X 7'-0"	WD	7	N/A	WD	
211A	LOUNGE TO ADMIN	3'-0" X 7'-0"	WD	3	N/A	WD	3,4
213A	ADMIN TO CLOSET	3'-0" X 7'-0"	WD	3	N/A	WD	
214A	ADMIN TO CONFERNCE	3'-0" X 7'-0"	WD	3	N/A	WD	
215A	ADMIN TO PRESIDENT OFFICE	3'-0" X 7'-0"	WD	7	N/A	WD	
215B	CONFERNCE TO PRESIDENT OFFICE	(2) 3'-0" X 7'-0"	WD	3	N/A	WD	
216A	PRESIDENT OFFICE TO CLOSET	3'-0" X 7'-0"	WD	7	N/A	WD	
217A	PRESIDENT OFFICE TO BATH	3'-0" X 7'-0"	WD	7	N/A	WD	
218A	LOUNGE TO MECHANICAL	3'-0" X 6'-6"	WD	7	N/A	WD	4
A202A	LOBBY TO STAIR	3'-0" X 7'-0"	WD	11	90MIN	MTL	
	ELEVATOR CAB						1

65 NEWBURY STREET
PORTLAND, ME 04101
207.761.9000
info@portcityarch.com
WWW.PORTCITYARCH.COM

UNE
UNIVERSITY OF NEW ENGLAND

Allied Engineering
Structural Mechanical Electrical Commissioning

CONSIGLI
Est. 1905

BECKER
STRUCTURAL ENGINEERS

PERMIT SET

REVISIONS

No.	Description	Date
-	-	-

UNIVERSITY OF NEW ENGLAND
PORTLAND, MAINE

ALUMNI HALL RENOVATION

DOOR SCHEDULE

Project Number	14525
Date	May 01, 2015
Drawn by	JP TS SM AR
Checked by	LAS

A5.2

Scale AS NOTED