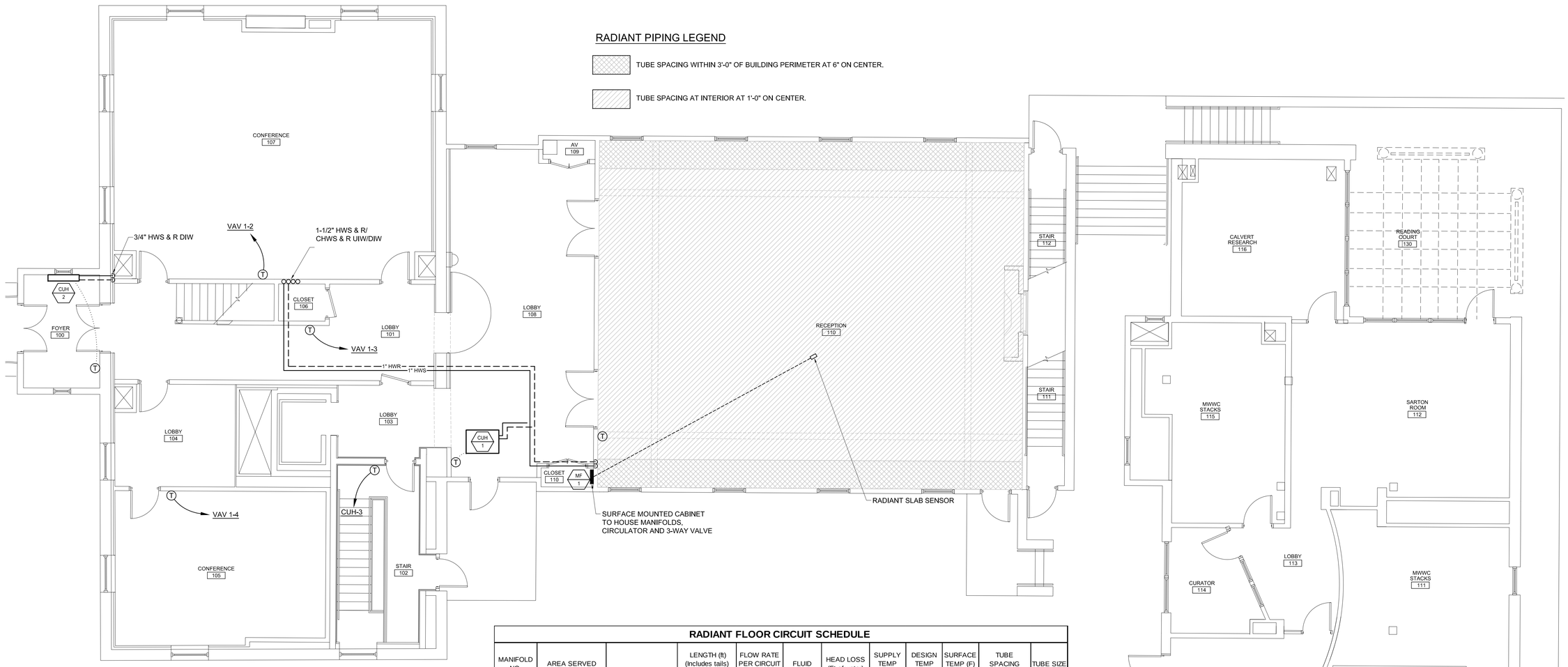

RADIANT FLOOR CIRCUIT SCHEDULE

MANIFOLD NO.	AREA SERVED		LENGTH (ft) (Includes tails)	FLOW RATE PER CIRCUIT (gpm)	FLUID	HEAD LOSS (Ft of water)	SUPPLY TEMP (°F)	DESIGN TEMP DROP (°F)	SURFACE TEMP (F) MAX.	TUBE SPACING (in)	TUBE SIZE
MF-1	ALUMNI RECEPTION	LOOP #1	260	0.60	30% PG	5.90	85	10	75	6 (PERIMETER)	1/2"
	ALUMNI RECEPTION	LOOP #2	260	0.60	30% PG	5.90	85	10	75	12	1/2"
	ALUMNI RECEPTION	LOOP #3	260	0.60	30% PG	5.90	85	10	75	12	1/2"

NOTES: 1) Circuit lengths, tubing and manifold are based on HePEX UPONOR (Urell Inc is Sales Rep).
2) Total estimated load = 8.,400 BTU/HR.

C1 | MECHANICAL PIPING PLAN ~ FIRST FLOOR

3/16" = 1'-0"

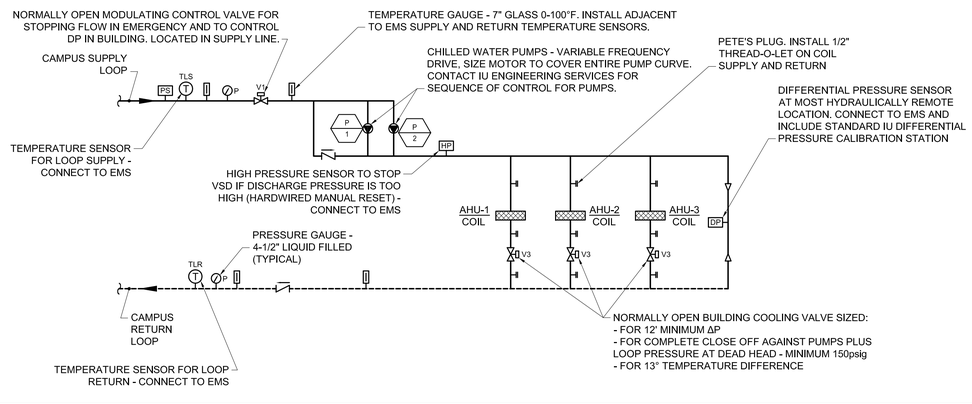

A1 | DETAIL ~ CAMPUS CHILLED WATER PIPING SCHEMATIC

NOT TO SCALE

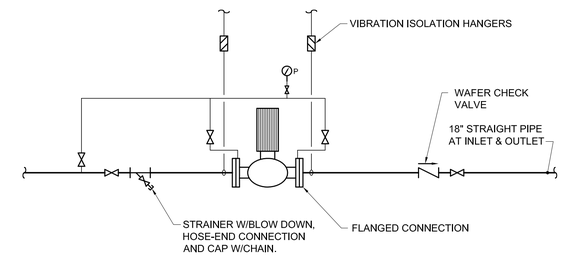

A7 | DETAIL ~ VERTICAL IN-LINE PUMP PIPING

NOT TO SCALE

65 NEWBURY STREET
PORTLAND, ME 04101
207.761.9000
info@portcityarch.com
WWW.PORTCITYARCH.COM

Allied Engineering
Structural Mechanical Electrical Commissioning
160 Veranda Street
Portland, Maine 04103
T: 207.221.2260
F: 207.221.2266
Web: www.allied-eng.com

ALLIED PROJECT No: 14088

Graphic Scale: 1" 1/2" 0 1"

STATE OF MAINE
IAN A. MACDONALD
No. 6990
LICENSED
PROFESSIONAL ENGINEER

REVISIONS

No.	Description	Date

PERMIT SET

UNIVERSITY OF NEW ENGLAND
PORTLAND, MAINE

ALUMNI HALL RENOVATION

MECHANICAL PIPING PLAN ~ FIRST FLOOR

Project Number	14525
Date	May 1, 2015
Drawn by	REW
Checked by	HAG

M6

Scale AS NOTED

N:\Projects\2014\14088 ~ UNE ~ Alumni Hall\00 Drawing Files\14088M.dwg Apr 30, 2015 ~ 4:05pm