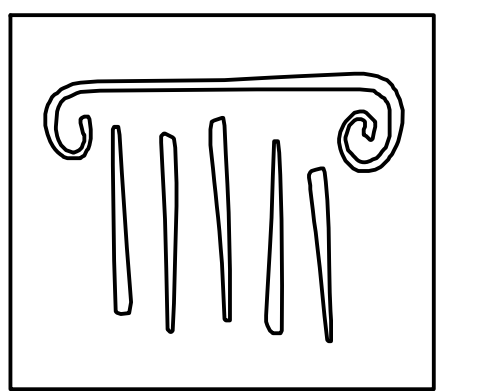
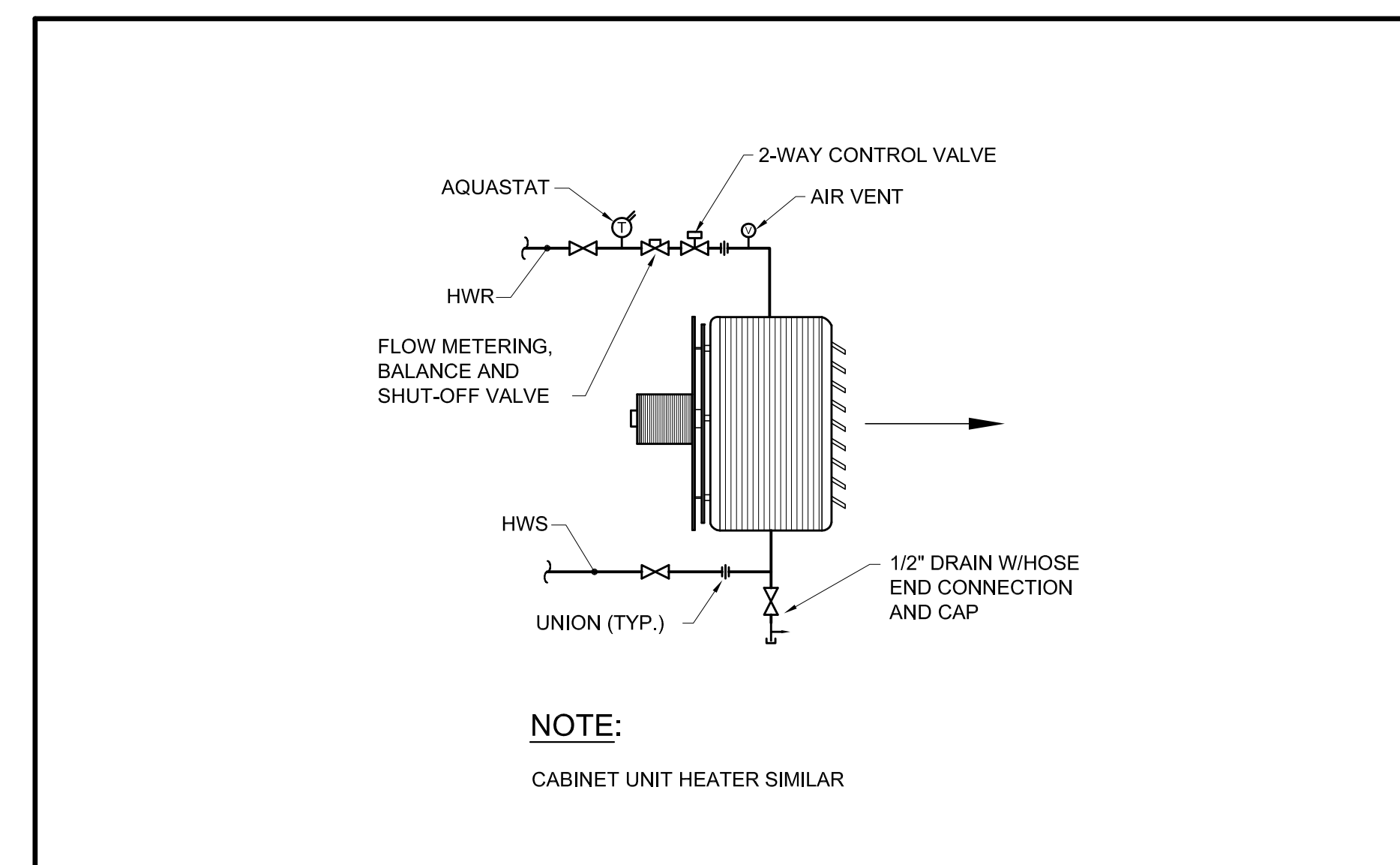


KEYED NOTES:


1 3/4" HWS & R UP TO CABINET UNIT HEATER IN VESTIBULE ABOVE.

CTE RADIATOR RELOCATED FROM (E)CONNECTOR DURING DEMOLITION

2" PRE-INSULATED HEAT PIPING BELOW GRADE TO ABPLANALP LIBRARY H.X. MECHANICAL RM




65 NEWBURY STREET
PORTLAND, ME 04101
207.761.9000
info@portcityarch.com
WWW.PORTCITYARCH.COM



160 Veranda Street
Portland, Maine 04103
T: 207.221.2260
F: 207.221.2266
Web: www.allied-eng.com

ALLIED PROJECT No: 14088
Graphic Scale: 1" = 1'-0"



REVISIONS		
No.	Description	Date

PERMIT SET

UNIVERSITY OF
NEW ENGLAND
PORTLAND, MAINE

ALUMNI HALL
RENOVATION

MECHANICAL PIPING
PLAN ~ LOWER LEVEL

Project Number 14525
Date May 1, 2015
Drawn by REW
Checked by HAG

M5
Scale AS NOTED

N:\Projects\2014\14088 - UNE - Alumni Hall\GD Drawing Files\14088M.dwg Apr 30, 2015 - 4:03pm

A1	MECHANICAL PIPING PLAN ~ LOWER LEVEL	A8	DETAIL ~ HOT WATER UNIT HEATER PIPING
3/16" = 1'-0"		NOT TO SCALE	