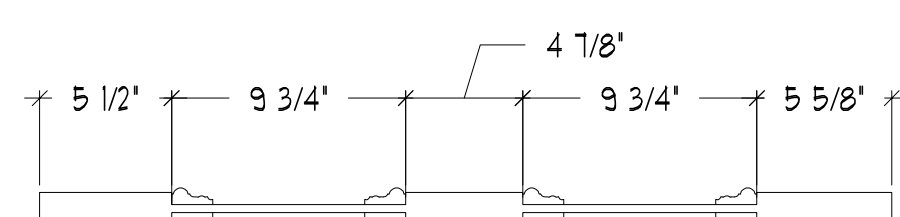



1 EXISTING DOOR  
SCALE: 3/4" = 1'-0"




1 EXISTING DOOR PLAN  
SCALE: 1-1/2" = 1'-0"

- NOTES:
1. PROVIDE CARD SWIPE
  2. EXISTING DR TO BE REFURBISHED
  3. DRs ON ELEC HOLD BACKS
  4. SMOKE DR- CLOSERS REQ'D
  5. FRAME ONLY
  6. PROVIDE CONDUIT FOR FUTURE ELEC SYSTEM- SEE STRUCT
  7. PROVIDE ADA OPENER
- GENERAL NOTES:  
A. PROVIDE MAHOGANY AT EXTERIOR DRs  
B. PROVIDE BEVEL GLASS AT INTERIOR VISION LIGHTS  
C. VERIFY ALL EXISTING DOOR OPENINGS

Number	Description	Size	Door Material	Type	Rating	Frame Material	Notes
001A	LOBBY TO MECH	3'-0" X 7'-0"	WD	7	N/A	MTL	
003A	MECH TO IT	3'-0" X 7'-0"	WD	1	N/A	MTL	
005A	MECH TO ELEV MECH	3'-0" X 7'-0"	WD	1	45MIN	MTL	
006A	LOBBY TO STAIR	3'-0" X 7'-0"	WD	7	1 HR	MTL	
007A	LOBBY TO WOMENS BATH	3'-0" X 7'-0"	WD	7	N/A	MTL	
008A	LOBBY TO MENS BATH	3'-0" X 7'-0"	WD	7	N/A	MTL	
009A	LOBBY TO JANITOR CLOSET	3'-0" X 7'-0"	WD	7	N/A	MTL	
010A	LOBBY TO LOUNGE	(2) 3'-0" X 7'-0"	WD	4	N/A	MTL	
011A	LOUNGE TO STAIR	3'-0" X 7'-0"	WD	7	1 HR	MTL	
011B	STAIR TO ABPLANLP	3'-0" X 7'-0"	WD	1	90 MIN	MTL	
100A	EXTERIOR TO FOYER	(2) 2'-6" X 9'-10"	WD	8	N/A	WD	2
101A	FOYER TO LOBBY	(2) 2'-6" X 9'-0"	WD	2	N/A	WD	4
102A	EXTERIOR TO STAIR	3'-0" X 7'-2"	WD	10	N/A	WD	
102B	STAIR TO LOBBY	3'-0" X 7'-0"	WD	7	1HR	WD	6
103A	LOBBY TO LOBBY	3'-0" X 7'-0"	WD	3	N/A	WD	4
104A	LOBBY TO LOBBY	3'-0" X 7'-0"	WD	3	N/A	WD	3,4
105A	LOBBY TO CONFERENCE	3'-0" X 7'-0"	WD	3	N/A	WD	3,4
106A	LOBBY TO CLOSET	3'-0" X 7'-0"	WD	7	N/A	WD	
107A	LOBBY TO CONFERENCE	(2) 3'-0" X 7'-0"	WD	3	N/A	WD	3,4
107B	LOBBY TO CONFERENCE	(2) 3'-0" X 7'-0"	WD	3	N/A	WD	3,4
108A	LOBBY TO LOBBY	4'-4" X 7'-0"	WD	7	N/A	WD	3,4
108B	EXTERIOR TO LOBBY	3'-0" X 7'-0"	WD	3	N/A	WD	1,7
109A	LOBBY TO AV	(2) 2'-0" X 7'-0"	WD	7	N/A	WD	
110A	LOBBY TO COAT CLOSET	(2) 2'-0" X 7'-0"	WD	7	N/A	WD	
111A	LOBBY TO RECEPTION	(2) 3'-0" X 7'-0"	WD	4	N/A	WD	
111B	LOBBY TO RECEPTION	(2) 3'-0" X 7'-0"	WD	4	N/A	WD	
111C	EXTERIOR TO RECEPTION	3'-0" X 7'-0"	WD	10	N/A	WD	
112A	EXTERIOR TO STAIR	3'-0" X 7'-0"	WD	3	N/A	WD	
113A	EXTERIOR TO STAIR	3'-0" X 7'-0"	WD	3	N/A	WD	1
202A	LOUNGE TO STAIR	3'-0" X 9'-6"	WD	5	N/A	WD	4
202B	STAIR TO TOWER	MATCH EXISTING	WD	1	N/A	WD	
203A	LOUNGE TO BATH	3'-0" X 7'-0"	WD	7	N/A	WD	4
204A	LOUNGE TO LOBBY	3'-0" X 7'-0"	WD	3	N/A	WD	3,4
205A	LOBBY TO COPIER	3'-0" X 7'-0"	WD	7	N/A	WD	
206A	LOBBY TO OFFICE	3'-0" X 7'-0"	WD	3	N/A	WD	
207A	LOUNGE TO ADMIN	3'-0" X 7'-0"	WD	3	N/A	WD	3,4
208A	ADMIN TO CLOSET	3'-0" X 7'-0"	WD	6	N/A	WD	
209A	ADMIN TO PROVOST	3'-0" X 7'-0"	WD	7	N/A	WD	
209B	PROVOST TO OFFICE	3'-0" X 7'-0"	WD	7	N/A	WD	
210A	PROVOST TO BATH	3'-0" X 7'-0"	WD	7	N/A	WD	
211A	LOUNGE TO ADMIN	3'-0" X 7'-0"	WD	3	N/A	WD	3,4
213A	ADMIN TO CLOSET	3'-0" X 7'-0"	WD	3	N/A	WD	
214A	ADMIN TO CONFERNCE	3'-0" X 7'-0"	WD	3	N/A	WD	
215A	ADMIN TO PRESIDENT OFFICE	3'-0" X 7'-0"	WD	7	N/A	WD	
215B	CONFERNCE TO PRESIDENT OFFICE	(2) 3'-0" X 7'-0"	WD	3	N/A	WD	
216A	PRESIDENT OFFICE TO CLOSET	3'-0" X 7'-0"	WD	7	N/A	WD	
217A	PRESIDENT OFFICE TO BATH	3'-0" X 7'-0"	WD	7	N/A	WD	
218A	LOUNGE TO MECHANICAL	3'-0" X 6'-6"	WD	7	N/A	WD	4
A202A	LOBBY TO STAIR	3'-0" X 7'-0"	WD	11	90MIN	MTL	
	ELEVATOR CAB						1



65 NEWBURY STREET  
PORTLAND, ME 04101  
207.761.9000  
info@portcityarch.com  
WWW.PORTCITYARCH.COM



**UNE**  
UNIVERSITY OF  
NEW ENGLAND

Allied Engineering  
Structural Mechanical Electrical Commissioning



CONSIGLI  
Est. 1995

BECKER  
STRUCTURAL ENGINEERS

**PERMIT SET**

REVISIONS

No.	Description	Date

UNIVERSITY OF  
NEW ENGLAND  
PORTLAND, MAINE

**ALUMNI HALL  
RENOVATION**

**DOOR  
SCHEDULE**

Project Number 14525

Date May 01, 2015

Drawn by JP TS SM AR

Checked by LAS